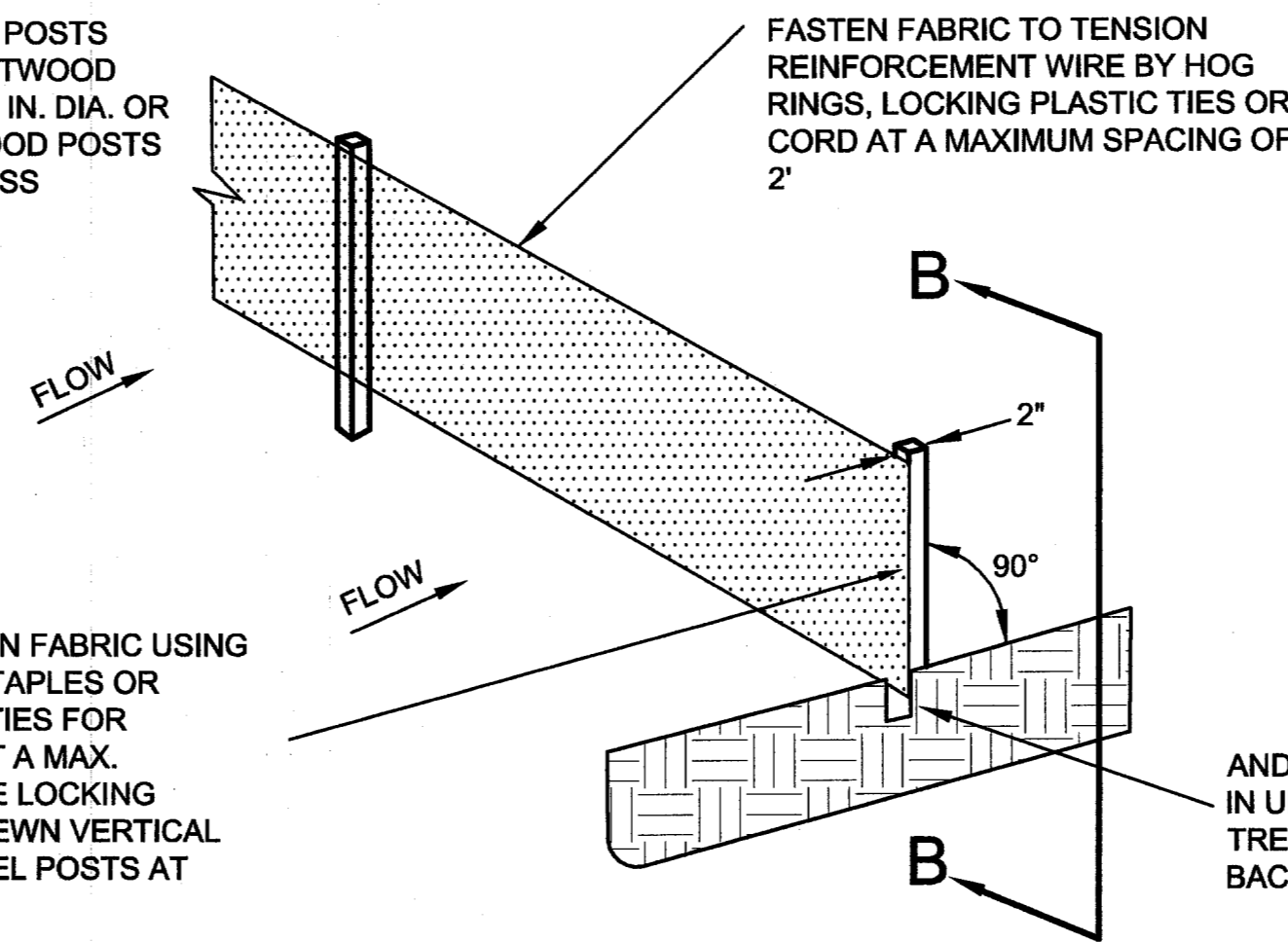


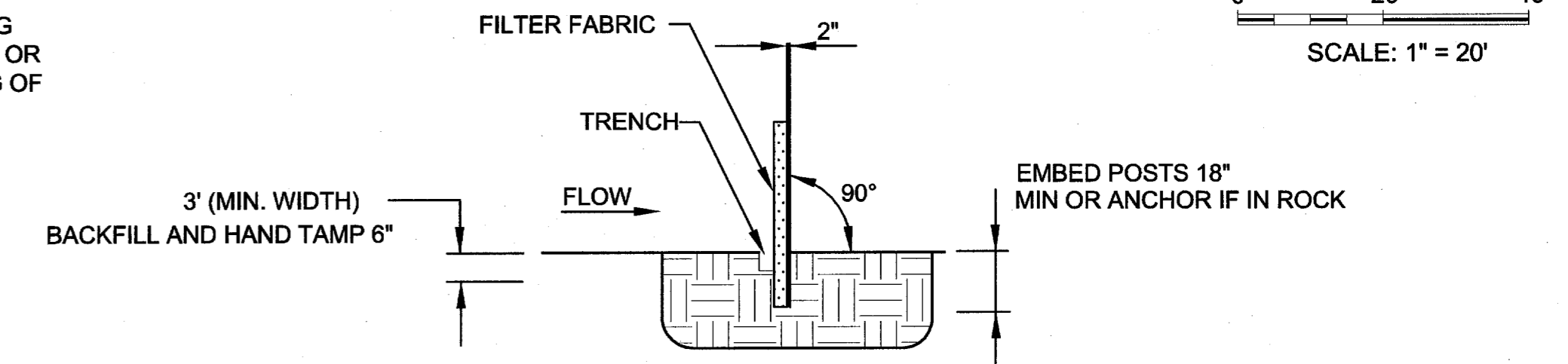
CURB INLET PROTECTION DETAIL
SCALE: N.T.S.

4' MIN. STEEL OR WOOD POSTS SPACED AT 5' TO 8'. SOFTWOOD POSTS SHALL BE 3" MIN. IN. DIA. OR NOMINAL 2"x4" HARDWOOD POSTS SHALL HAVE A MIN. CROSS SECTION OF 1.5"x1.5".

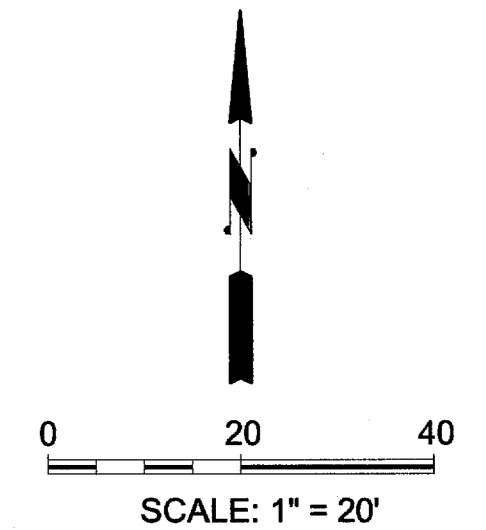


SILT FENCE

CONSTRUCTION OF A FILTER BARRIER (SILT SCREEN)
SCALE: N.T.S.



SECTION B-B



STANDARDS FOR SILT FENCE DEFINITION

TEMPORARY BARRIER FENCE MADE OF BURLAP OR POLYPROPYLENE MATERIAL WHICH IS WATER PERMEABLE BUT WILL TRAP WATER - BORNE SEDIMENT.

PURPOSE

TO INTERCEPT AND DETAIN WATER - BORNE SEDIMENT FROM UNPROTECTED AREAS OF LIMITED EXTENT.

CONDITIONS WHERE PRACTICE APPLIES

SILT FENCE IS USED DURING THE PERIOD OF CONSTRUCTION NEAR THE PERIMETER OF A DISTURBED AREA TO INTERCEPT SEDIMENT WHILE ALLOWING WATER TO PERCOLATE THROUGH. THIS FENCE SHALL REMAIN IN PLACE UNTIL THE DISTURBED AREA IS PERMANENTLY STABILIZED. SILT FENCE SHOULD NOT BE USED WHERE THERE IS A CONCENTRATION OF WATER IN A CHANNEL OR OTHER DRAINAGE WAY.

DESIGN CRITERIA

SILT FENCE IS CONSTRUCTED NEAR THE PERIMETER OF A DISTURBED SITE WITHIN THE DEVELOPING AREA. IT IS NOT TO BE CONSTRUCTED OUTSIDE THE PROPERTY LINES WITHOUT OBTAINING A LETTER OF PERMISSION FROM THE AFFECTED ADJACENT PROPERTY OWNERS.

A DESIGN IS NOT REQUIRED FOR THE INSTALLATION OF THE SILT FENCE. HOWEVER, THE FOLLOWING CRITERIA SHALL BE OBSERVED :

- DRAINAGE AREA - LESS THAN TWO ACRES
- HEIGHT - 30 INCHES MINIMUM HEIGHT MEASURED FROM EXISTING OR GRADED GROUND.
- MATERIAL - BURLAP, POLYPROPYLENE FABRIC, OR NYLON REINFORCED WITH POLYESTER NETTING. THE MULLEN BURST STRENGTH SHALL BE GREATER THAN 150 PSI. THE EDGES SHALL BE TREATED TO UNRAVELING.
- SUPPORT - STEEL FENCE POSTS SPACED A MAXIMUM OF 6 FEET APART. WOVEN WIRE WILL BE USED TO SUPPORT THE MATERIAL.

OUTLET

SILT FENCE SHALL BE PLACED AND CONSTRUCTED IN SUCH A MANNER THAT RUNOFF FROM A DISTURBED SURFACE OR EXPOSED UPLAND AREA SHALL BE INTERCEPTED, SEDIMENT TRAPPED, AND THE SURFACE RUNOFF ALLOWED TO PERCOLATE THROUGH THE STRUCTURE.

SILT FENCE SHALL BE PLACED IN SUCH A MANNER THAT SURFACE RUNOFF WHICH PERCOLATES THROUGH WILL FLOW ONTO AN UNDISTURBED STABILIZED AREA OR STABILIZED OUTLET.

EROSION CONTROL GENERAL NOTES

1. STEEL POSTS WHICH SUPPORT THE SILT FENCE SHALL BE INSTALLED ON A SLIGHT ANGLE TOWARD THE ANTICIPATED RUNOFF SOURCE.
2. THE TOE OF THE SILT FENCE SHALL BE TRENCHED IN WITH A SPADE OR MECHANICAL TRENCHER SO THAT THE DOWNSLOPE FACE OF THE TRENCH IS FLAT AND PERPENDICULAR TO THE LINE OF FLOW.
3. THE TRENCH SHOULD BE A MINIMUM OF 6 INCHES DEEP AND 6 INCHES WIDE TO ALLOW FOR THE SILT FENCE TO BE LAID IN THE GROUND AND BACKFILLED.
4. SILT FENCE SHOULD BE SECURELY FASTENED TO EACH STEEL SUPPORT POST OR TO WOVEN WIRE, WHICH IS IN TURN ATTACHED TO THE STEEL FENCE POSTS.
5. INSPECTION SHALL BE FREQUENT AND REPAIR OR REPLACEMENT SHALL BE MADE PROMPTLY AS NEEDED.
6. SILT FENCE SHALL BE REMOVED WHEN IT HAS SERVED ITS USEFULNESS, SO AS NOT TO BLOCK OR IMPEDE STORM FLOW OR DRAINAGE.
7. SEDIMENT TRAPPED BY THIS PRACTICE SHALL BE DISPOSED OF IN AN APPROVED SITE IN A MANNER THAT WILL NOT CONTRIBUTE TO ADDITIONAL SILTATION.
8. ACCUMULATED SILT SHALL BE REMOVED WHEN IT REACHES A DEPTH OF 6 INCHES AND DISPOSED OF IN AN APPROVED SPOIL SITE OR AS IN NO. 7 ABOVE.
9. EROSION PROTECTION WILL BE DELETED OR ADDED PER THE CITY OF RICHARDSON.
10. THE CONTRACTOR SHALL COMPLY WITH ALL APPLICABLE FEDERAL, STATE, AND LOCAL EROSION, CONSERVATION, AND SILTATION ORDINANCES. THE CONTRACTOR SHALL REMOVE ALL TEMPORARY EROSION CONTROL DEVICES UPON COMPLETION OF PERMANENT DRAINAGE FACILITIES AND THE ESTABLISHMENT OF A STAND OF GRASS OR OTHER GROWTH TO PREVENT EROSION.
11. ALL SEEDING AND FERTILIZATION OF DISTURBED AREAS WILL BE THE RESPONSIBILITY OF THE GRADING CONTRACTOR.

STORM DRAIN INLET PROTECTION CONSTRUCTION SPECIFICATIONS

1. WOODEN FRAME IS TO BE CONSTRUCTED OF 2" X 4" CONSTRUCTION GRADE LUMBER.
2. WIRE MESH MUST BE OF SUFFICIENT STRENGTH TO SUPPORT FILTER FABRIC, AND STONE FOR CURB INLETS, WITH WATER FULLY IMPOUNDED AGAINST IT.
3. FILTER CLOTH MUST BE OF A TYPE APPROVED FOR THIS PURPOSE; RESISTANT TO SUNLIGHT WITH SIEVE SIZE, EOS, 40-85, TO ALLOW SUFFICIENT PASSAGE OF WATER AND REMOVAL OF SEDIMENT.
4. STONE IS TO BE 2" IN SIZE AND CLEAN, SINCE FINES WOULD CLOG THE CLOTH.
5. THE ASSEMBLY SHALL BE PLACED SO THAT THE END SPACERS ARE A MINIMUM 1' BEYOND BOTH ENDS OF THE THROAT OPENING.
6. FORM THE WIRE MESH AND FILTER CLOTH TO THE CONCRETE GUTTER AND AGAINST THE FACE OF CURB ON BOTH SIDES OF THE INLET. PLACE CLEAN 2" STONE OVER THE WIRE MESH AND FILTER FABRIC IN SUCH A MANNER AS TO PREVENT WATER FROM ENTERING THE INLET UNDER OR AROUND THE FILTER CLOTH.
7. THIS TYPE OF PROTECTION MUST BE INSPECTED FREQUENTLY AND THE FILTER CLOTH AND STONE REPLACED WHEN CLOGGED WITH SEDIMENT.
8. ASSURE THAT STORM FLOW DOES NOT BYPASS INLET BY INSTALLING TEMPORARY EARTH OR ASPHALT DIKES DIRECTING FLOW INTO INLET.

EROSION CONTROL SEQUENCING

1. THE EROSION CONTROL CONTRACTOR SHALL INSTALL SILT FENCE ALONG THE PERIMETER OF THE SITE AND CONSTRUCT THE STABILIZED CONSTRUCTION ENTRANCES AT THE LOCATIONS SHOWN ON THIS PLAN PRIOR TO CONSTRUCTION.
2. THE GRADING CONTRACTOR SHALL STRIP, CLEAR AND MASS GRADE THE SITE. THE GRADING CONTRACTOR IS TO ASSUME RESPONSIBILITY OF THE EROSION CONTROL DEVICES DURING GRADING OPERATIONS AND ENSURE THAT THESE DEVICES REMAIN IN GOOD WORKING ORDER. AFTER GRADING IS COMPLETE, THE GRADING CONTRACTOR SHALL INSPECT THE DEVICES TO ENSURE THAT THEY REMAIN IN GOOD WORKING ORDER.
3. BEGIN UTILITY INSTALLATION. THE UTILITY CONTRACTOR SHALL ASSUME RESPONSIBILITY OF THE EROSION CONTROL DEVICES DURING UTILITY CONSTRUCTION AND ENSURE THAT THESE DEVICES REMAIN IN GOOD WORKING ORDER. AFTER THE STORM DRAIN INLET INVERT AND WALLS ARE ERECTED, THE CONTRACTOR SHALL PROTECT THE INLET FROM SILTATION BY SURROUNDING IT WITH SILT FENCE OR HAY BALES. AFTER THIS PHASE OF UTILITY INSTALLATION IS COMPLETE, THE UTILITY CONTRACTOR SHALL INSPECT THE DEVICES PRIOR TO MOVING OFF SITE TO ENSURE THAT THEY REMAIN IN GOOD WORKING ORDER.
4. BEGIN PAVING CONSTRUCTION. THE PAVING CONTRACTOR SHALL ASSUME RESPONSIBILITY OF THE EROSION CONTROL DEVICES DURING PAVING CONSTRUCTION AND ENSURE THAT THESE DEVICES REMAIN IN GOOD WORKING ORDER. AFTER PAVING CONSTRUCTION IS COMPLETE, THE PARKWAYS SHALL BE BACKFILLED TO A FINISHED SLOPE OF 1/4" PER FOOT. THE PAVING CONTRACTOR SHALL INSPECT THE DEVICES PRIOR TO MOVING OFF SITE TO ENSURE THAT THEY REMAIN IN GOOD WORKING ORDER.
5. THE UTILITY CONTRACTOR SHALL REMOBILIZE AND FINISH THE STORM DRAIN INLET CONSTRUCTION BY COMPLETING THE ERECTION OF THE WALLS AND TOP. AFTER PUBLIC UTILITY CONSTRUCTION IS COMPLETE, THE UTILITY CONTRACTOR SHALL INSPECT THE DEVICES TO ENSURE THAT THEY REMAIN IN GOOD WORKING ORDER.
6. THE EROSION CONTROL CONTRACTOR SHALL INSTALL THE CURB INLET PROTECTION DETAILED ON THIS PLAN.
7. BEGIN FRANCHISE UTILITY CONSTRUCTION. EACH FRANCHISE UTILITY CONTRACTOR SHALL ASSUME RESPONSIBILITY OF THE EROSION CONTROL DEVICES DURING FRANCHISE UTILITY CONSTRUCTION AND ENSURE THAT THESE DEVICES REMAIN IN GOOD WORKING ORDER. AFTER FRANCHISE UTILITY CONSTRUCTION IS COMPLETE, THE CONTRACTOR SHALL INSPECT THE DEVICES TO ENSURE THAT THEY REMAIN IN GOOD WORKING ORDER.
8. AFTER CONSTRUCTION IS COMPLETE, THE EROSION CONTROL CONTRACTOR SHALL SEED ALL DISTURBED AREAS. WHEN SUFFICIENT GRASS GROWTH HAS BEEN ESTABLISHED, ALL SILT FENCE AND OTHER EROSION CONTROL DEVICES SHALL BE REMOVED FROM THE SITE.

Richard Carson

 01/10/14

NO	REVISION	DATE

Piburn & Carson, LLC
 9533 Forest Ln., Suite 209
 Dallas, Texas 75243
 Ph: (214) 328-0500 Fax: (214) 328-0512
 www.piburncarson.com email@piburncarson.com
 Surveying Firm #130871-00 Engineering Firm #6-12024

EROSION CONTROL DETAILS

PARKING LOT

SITE DEVELOPMENT

PUBLIC WORKS DEPARTMENT

TOWN OF ADDISON, TEXAS

DESIGN	DRAWN	DATE	SCALE	NOTES	FILE	NO.
RC	JRG	1/10/14	1"=20'	PC	-	-

File name: \\HD-HTGL\AF\share\Drawings\2013\13164-Home 2 Suites Addison\Design Data\Sheets\13164-C-ER002.dwg
 Date: Friday, January 10, 2014 Time: 2:15 PM Plotted by: Jeremy Gonzalez