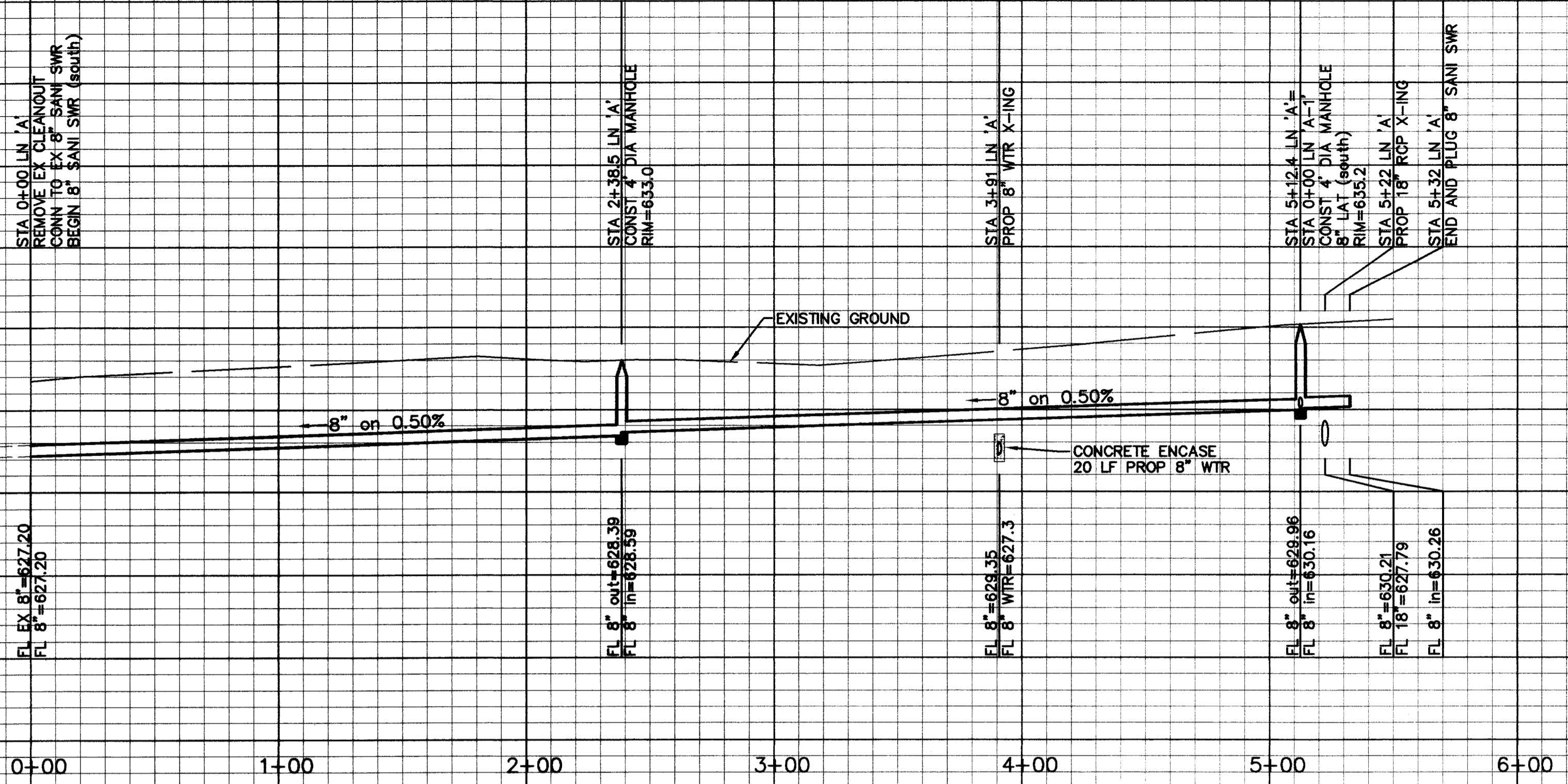


640
635
630
625

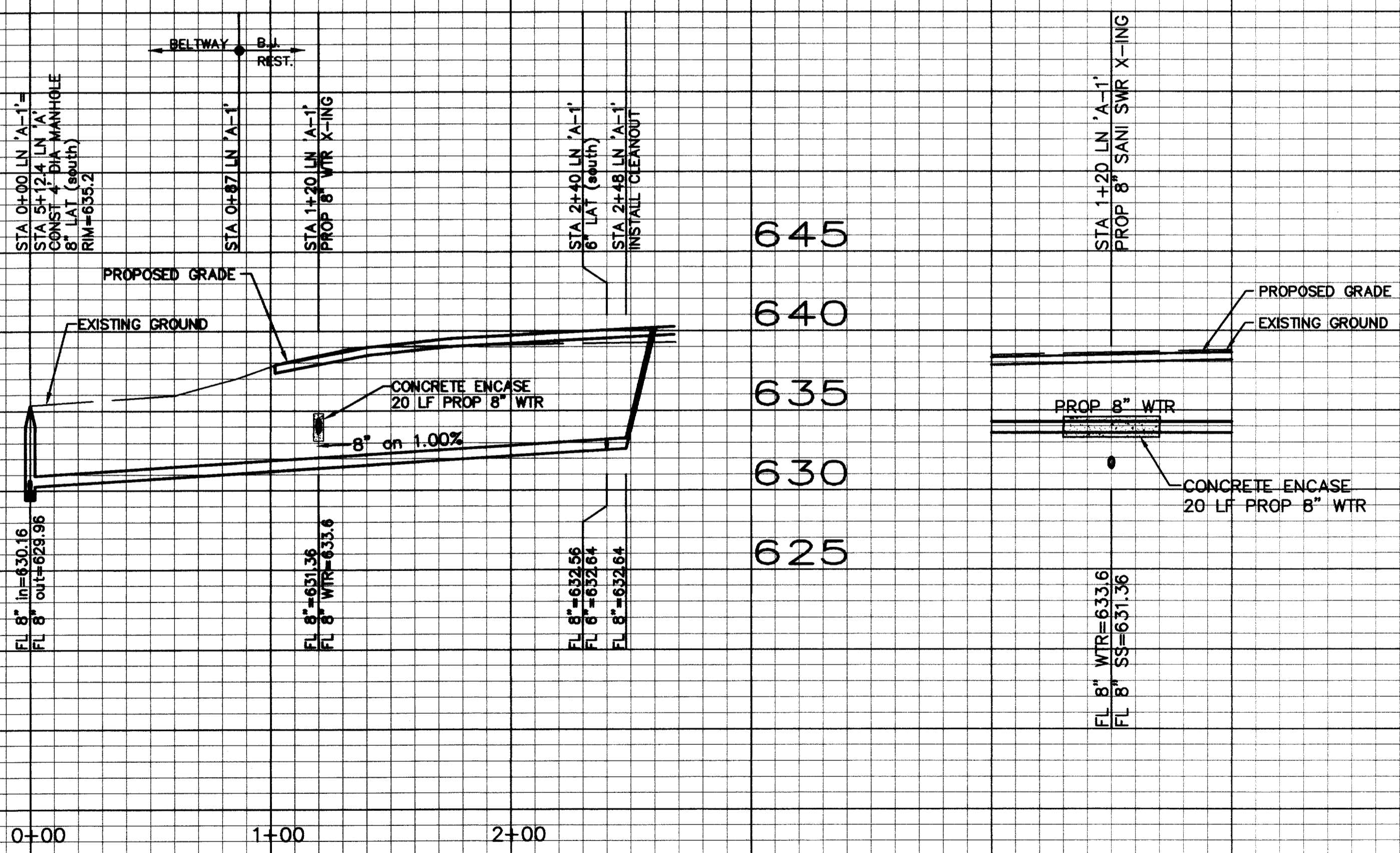


640
635
630
625

PROP 8" WTR X-ING

LINE "A"
(BELTWAY)

645
640
635
630
625



PROP 8" WTR X-ING

LINE "A-1"

AS-BUILT


NOTE: THESE PLANS HAVE BEEN REVISED TO CONFORM WITH CONSTRUCTION RECORDS PROVIDED BY CONTRACTOR.

BENCHMARK: TOP OF BRASS DISK FOUND ON SOUTHWEST CORNER OF 8' RECESSED BURD INLET ON EAST SIDE OF ADDISON ROAD, 275'± NORTH OF BELT LINE ROAD.
ELEV.=631.82'

SANITARY SEWER PROFILES

BJ'S RESTAURANT
LOT 2, BLOCK A OF
BELTWAY CENTRE ADDITION
TOWN OF ADDISON
DALLAS COUNTY, TEXAS

BROCKETTE • DAVIS • DRAKE, INC.
consulting engineers
Civil & Structural Engineering • Surveying
4144 North Central Expressway, Suite 1100 • Dallas, Texas 75204
(214) 824-3647 • fax (214) 824-7064



DESIGN	DRAWN	DATE	SCALE	NOTES	FILE	NO.
JAR	BLM	11/19/02	1"=40' H 1"=6' V	BDD	C02132	C11

© Copyright 2002 Brockette/Davis/Drake, Inc. All Rights Reserved. This drawing is the property of Brockette/Davis/Drake, Inc. and is not to be used for any other project without the express written authorization of Brockette/Davis/Drake, Inc. is prohibited.