

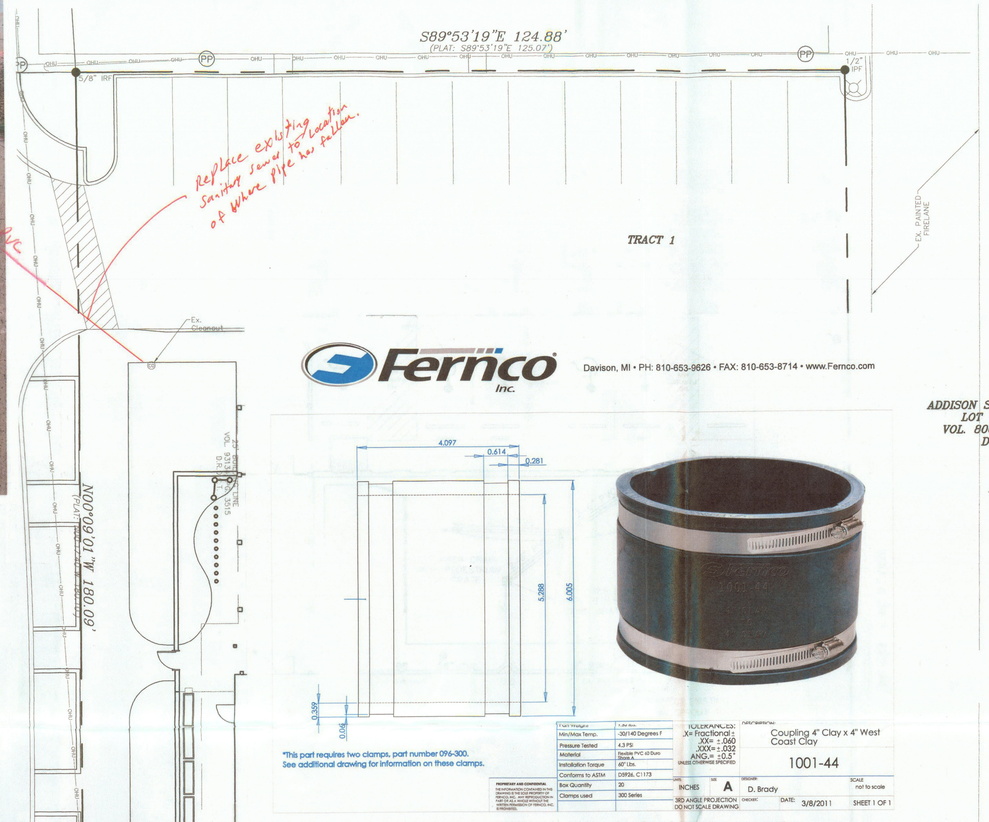

Fire Line- Replace existing backflow

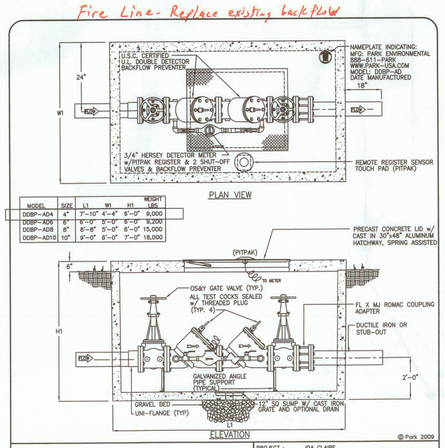

MODEL	SIZE	L1	W1	H1	WEIGHT LBS
DDBP-AD4	4"	7'-10"	4'-4"	6'-0"	9,000
DDBP-AD6	6"	8'-0"	5'-0"	8'-0"	9,200
DDBP-AD8	8"	8'-8"	5'-0"	6'-0"	15,000
DDBP-AD10	10"	9'-0"	6'-0"	7'-0"	18,000

© Park 2009

Specifications

CONCRETE: Class 1 concrete with design strength of 4500 PSI at 28 days. Unit is of monolithic construction at floor and first stage of wall with sectional riser to required depth.

REINFORCEMENT: Grade 60 reinforced. Steel rebar conforming to ASTM A615 on required centers or equal.

HATCHWAY: 1/4" Aluminum diamond plate cover, with 1/4" extruded aluminum frame. Hatch to be furnished with 316 Stainless Steel snap lock & hinges.

Engineering Data

The backflow assembly shall be factory assembled in vault & hydrostatically tested prior to delivery. Field excavation & preparation shall be complete prior to delivery. Pipe, valves and fittings of the assembly shall be approved by one or more of the following associations:

PROJECT: IDA CLAIRE
CUSTOMER: FERGUSON
ENGINEER:

PARK ENVIRONMENTAL EQUIPMENT 888-611-PARK www.park-usa.com "Expect the Best"

CITY OF ADDISON

4" THRU 10" DOUBLE DETECTOR CHECK BACKFLOW PREVENTER ASSEMBLY

SCALE	DWG. NO.	REV.
NONE	DDBP-AD	A
DATE 12/09		

*This part requires two clamps, part number 096-300. See additional drawing for information on these clamps.

Fast Weight	Lbs.
Min/Max Temp.	-30/140 Degrees F
Pressure Tested	4.3 PSI
Material	Textile PVC 40 Durometer
Installation Torque	40" lbs.
Conforms to ASTM	D3736, C1173
Box Quantity	20
Clamps used	300 Series

PROPRIETARY AND CONFIDENTIAL: THE INFORMATION CONTAINED IN THIS DRAWING IS THE SOLE PROPERTY OF FERNCO, INC. ANY REPRODUCTION IN PART OR AS A WHOLE WITHOUT THE WRITTEN PERMISSION OF FERNCO, INC. IS PROHIBITED.

TOLERANCES: .X= Fractional ± .XX= ± .060 .XXX= ± .032 ANG= ± 0.5° UNLESS OTHERWISE SPECIFIED

Coupling 4" Clay x 4" West Coast Clay

1001-44

UNIT: INCHES | SIZE: A | DESIGNER: D. Brady | SCALE: not to scale

3RD ANGLE PROJECTION DO NOT SCALE DRAWING | CHECKED: | DATE: 3/8/2011 | SHEET 1 OF 1

Stainless Steel Shear Rings | Fernco

Page 1 of 1

Stainless Steel Shear Rings



Stainless Steel Shear Rings

Add extra strength to just about any Fernco coupling.

Fernco's stainless steel shear rings help maintain proper alignment even in the most unstable ground conditions with a simple installation. Bushings are supplied separately for material transition and size reduction.

Features

- Designed to fit:
  - 1001 - Clay to Clay
  - 1055 - AC to AC
  - 1004 - Concrete to Concrete
  - 1056 - CI/Plastic to CI/Plastic
- Available in sizes 1-1/2" to 15" couplings. Custom sizes are available.

Specifications

- Series 300 stainless steel bands, nuts and housings
- **Maximum test pressure:** 4.3 PSI (29.6KPA)
- **Maximum operating temperature:** 140° F nonconsistent

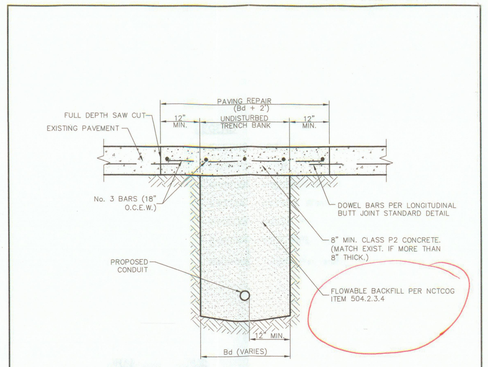

NOTES:
1. REPAIRS SHALL EXTEND TO 1' BEYOND EACH SIDE OF TRENCH (Bd).
2. REINFORCEMENT CHAIRS OR APPROVED DEVICE SHALL BE USED.
3. REPAIRS SHALL MATCH EXISTING GRADE.

Addison! PUBLIC WORKS DEPARTMENT	UTILITY INSTALLATION BENEATH CONCRETE ROAD SURFACE	STANDARD CONSTRUCTION DETAILS UTILITIES TRENCHLINE & STREET RESTORATION		
		DATE: AUGUST, 2010	REV DATE: -	SHEET: SD-U01

PROJECT AND CONTINUE UPSTREAM WITH PIPE GROOVES FACING UPSTREAM.

8. CONTRACTOR SHALL PROTECT ALL PUBLIC UTILITIES IN THE CONSTRUCTION OF THIS PROJECT.

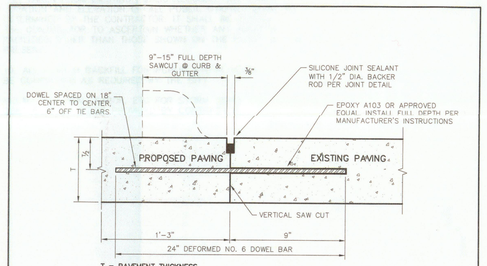

T = PAVEMENT THICKNESS

NOTES:
1. NO. 5 DEFORMED BAR MAY BE USED IN 6 INCH PAVEMENT.
2. LONGITUDINAL BUTT CONSTRUCTION MAY BE UTILIZED IN PLACE OF LONGITUDINAL HINGED (KEYWAY) JOINT AT CONTRACTORS OPTION.
3. DOWEL BARS SHALL BE DRILLED INTO PAVEMENT HORIZONTALLY BY USE OF A MECHANICAL RIG.
4. DRILLING BY HAND IS NOT ACCEPTABLE, PUSHING DOWEL BARS INTO GREEN CONCRETE IS NOT ACCEPTABLE.

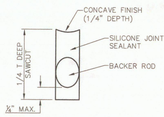

JOINT DETAIL
NTS

LONGITUDINAL BUTT JOINT
NTS

Addison! PUBLIC WORKS DEPARTMENT	LONGITUDINAL BUTT JOINT	STANDARD CONSTRUCTION DETAILS PAVING		
		DATE: AUGUST, 2010	REV DATE: -	SHEET: SD-P19

APPROVED FOR CONSTRUCTION
Town of Addison
Infrastructure Operations And Services Department
APPROVED BY: [signature]
DATE: 7/3/15
16801 Westgrove Dr. Addison, TX 75001 (972)450-2871

All responsibility for the adequacy of these plans remains with the Engineer who prepared them. In approving these plans, the Town of Addison makes no representation of adequacy of the work of the Design Engineer.

!!! CAUTION !!!
UNDERGROUND UTILITIES

EXISTING UTILITIES AND UNDERGROUND FACILITIES INDICATED ON THESE PLANS HAVE BEEN LOCATED FROM REFERENCE INFORMATION SUPPLIED BY VARIOUS PARTIES. THE ENGINEER DOES NOT ASSUME THE RESPONSIBILITY FOR THE UTILITY LOCATIONS SHOWN. IT SHALL BE THE SOLE RESPONSIBILITY OF THE CONTRACTOR(S) TO VERIFY THE HORIZONTALLY AND VERTICALLY LOCATION OF ALL UTILITIES AND UNDERGROUND FACILITIES PRIOR TO CONSTRUCTION, TO TAKE PRECAUTIONS IN ORDER TO PROTECT ALL FACILITIES ENCOUNTERED AND NOTIFY THE ENGINEER OF ALL CONFLICTS OF THE WORK WITH EXISTING FACILITIES. THE CONTRACTOR SHALL PROTECT AND MAINTAIN ALL UTILITIES FROM DAMAGE DURING CONSTRUCTION. ANY DAMAGE BY THE CONTRACTOR TO UTILITIES SHALL BE REPAIRED OR REPLACED BY THE CONTRACTOR AT THEIR OWN EXPENSE.

CALL: TEXAS ONE CALL @ 1-800-245-4545 AT LEAST 48 HRS PRIOR TO CONSTRUCTION.

N

0 10 20
DRAWING SCALE
1"=10'

ID STUDIO 4, LLC
1431 GREENWAY DR. SUITE 150
IRVING, TEXAS 75038
TEL: 972.870.1288
WWW.IDSTUDIO4.COM

CLIENT:
FRONT BURNER RESTAURANTS
5206 BELT LINE ROAD
DALLAS, TEXAS 75254
972.905.7139

STATE OF TEXAS
PAUL M. CRAGIN
112767
LICENSED PROFESSIONAL ENGINEER
01/22/2015

IDA CLAIRE

5001 BELTLINE ROAD
ADDISON TEXAS 75254

CLIENT: FRONT BURNER RESTAURANTS
5206 BELT LINE ROAD
DALLAS, TEXAS 75254

CUMULUS DESIGN
Cumulus Design
Firm #14810
2080 N. Highway 360, Suite 240
Grand Prairie, Texas 75050
Tel. 214.235.0367

DATE	DESCRIPTION

DATE	DESCRIPTION

SHEET NAME:
Sanitary
~~STORM~~
SEWER
PLAN

SHEET:
C1.06

PROJECT NUMBER:

SOL 6L IDA CLAIRE