

USER: ah1854

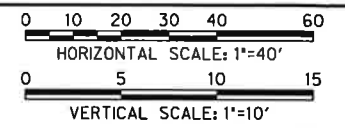
OFFICE: RCH

PROJECT: 29350

FILE: 29350 ELEC 03.dwg

TIME: 1:58:16 PM

DATE: 11/8/2013



EXISTING UTILITY LOCATIONS SHOWN ARE SCHEMATIC IN NATURE AND MAY NOT ACCURATELY REFLECT THE SIZE AND LOCATION OF EACH PARTICULAR UTILITY. SOME UTILITY LINES MAY NOT BE SHOWN. CONTRACTOR SHALL ASSUME RESPONSIBILITY FOR ACTUAL FIELD LOCATION AND PROTECTION OF ALL EXISTING UTILITIES WHETHER SHOWN OR NOT. CONTRACTOR SHALL ALSO ASSUME RESPONSIBILITY FOR REPAIRS TO EXISTING UTILITIES, WHETHER SHOWN OR NOT, DAMAGED BY CONTRACTOR'S ACTIVITIES. DIFFERENCES IN HORIZONTAL OR VERTICAL LOCATION OF EXISTING UTILITIES SHALL NOT BE A BASIS FOR ADDITIONAL COMPENSATION. CALL 1-800-344-8377 TWO WORKING DAYS PRIOR TO CONSTRUCTION FOR ONSITE LOCATIONS.

LEGEND

- PROPOSED PULL OR SERVICE BOX (AS NOTED)
- PROPOSED POWER POLE WITH RISER (POWER POLE BY OTHERS)
- PROPOSED TRANSFORMER PAD
- PROPOSED VISTA GEAR PAD
- PROPOSED PME PAD
- PROPOSED ELECTRICAL DUCT BANK MANHOLE
- PROPOSED ELECTRIC DUCT BANK BY OTHER THAN OPEN CUT
- PROPOSED ELECTRIC DUCT BANK BY OPEN CUT
- PROP JOINT TRENCH (FRANCHISE & ONCOR) (SEE NOTE 4)
- PROPOSED CABINET FOR ONCOR PROVIDED METER

NOTE:

1. ALL PROFILE ELEVATIONS FOR ELECTRICAL DUCT BANK ARE FOR OUTSIDE BOTTOM OF DUCT BANK UNLESS OTHERWISE SPECIFIED.
2. ALL PROFILE ELEVATIONS FOR ELECTRICAL MANHOLES ARE FOR OUTSIDE BOTTOM OF MANHOLE FLOOR UNLESS OTHERWISE SPECIFIED.
3. STEEL ENCASUREMENT PIPE SIZES SHOWN ARE APPROXIMATE AND SHALL BE AS REQUIRED FOR CONSTRUCTION AND RECOMMENDED BY PIPE SPACER MANUFACTURER. PIPE SPACERS SHALL BE DESIGNED AND SUPPLIED BY UNDERGROUND DEVICES, INC. OR APPROVED EQUAL.
4. ALL ELECTRIC LOAD CABLES TO BE INSTALLED IN JOINT TRENCH WITH RELOCATED FRANCHISE UTILITIES, EXCEPT AS NECESSARY TO CONNECT TO ELECTRICAL EQUIPMENT OR AS NOTED ON THE PLANS. FOR JOINT TRENCH SEE TELECOM RELOCATION PLAN SHEETS.

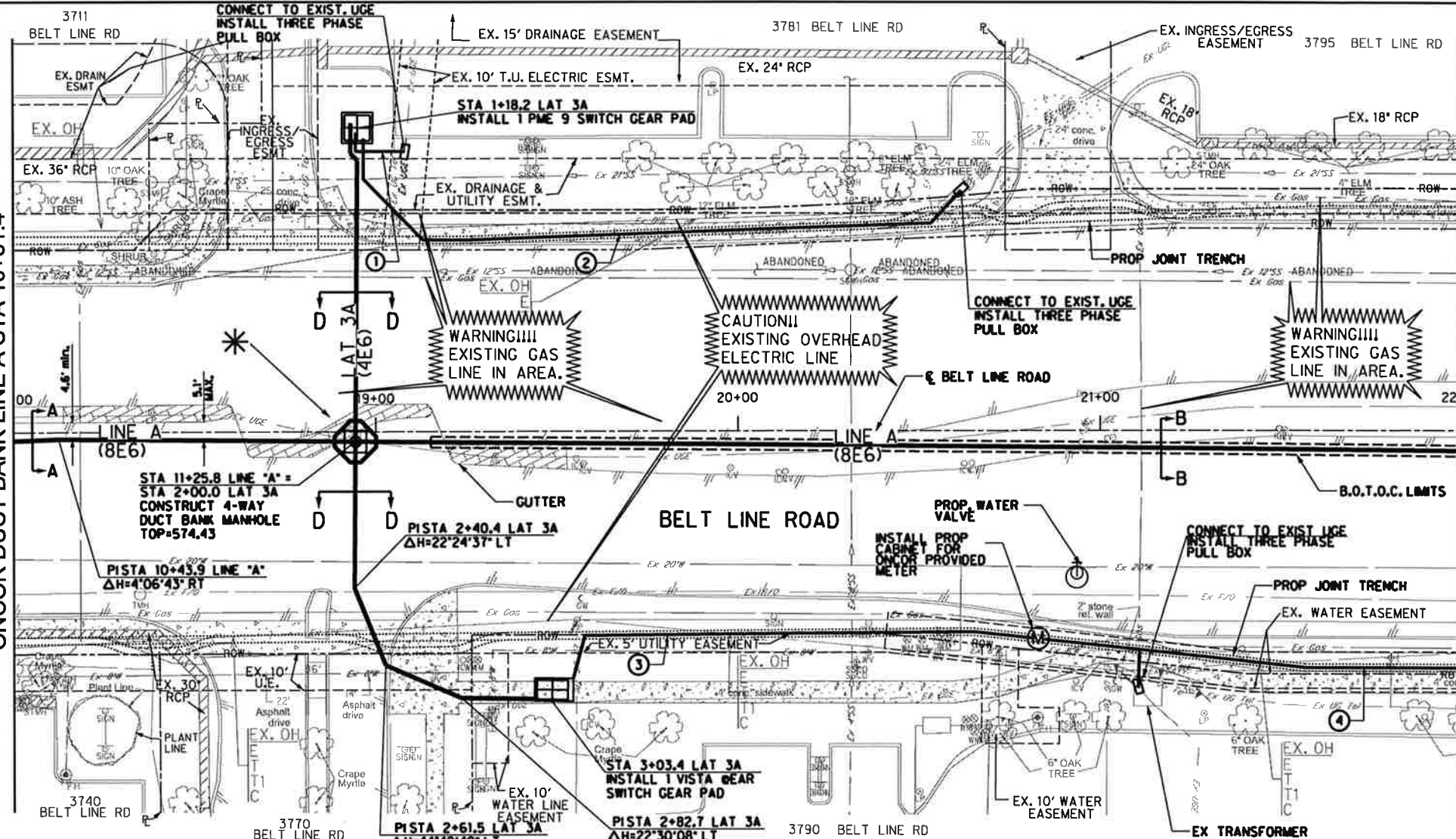


Signature P.E. 11-8-2013
Signature of Registrant Date
FIRM REGISTRATION NUMBER: 312

NO.	REVISION	BY	DATE
HALFF 1201 NORTH BOWSER ROAD, RICHARDSON, TEXAS 75081-2275 TEL. (214) 348-8200 FAX (214) 738-0098			
PROJECT	DESIGN	DRAWN	DATE
29350	HALFF	HALFF	NOV. 2013
FILE	SHEET		
29350 ELEC 03	ELE-3		

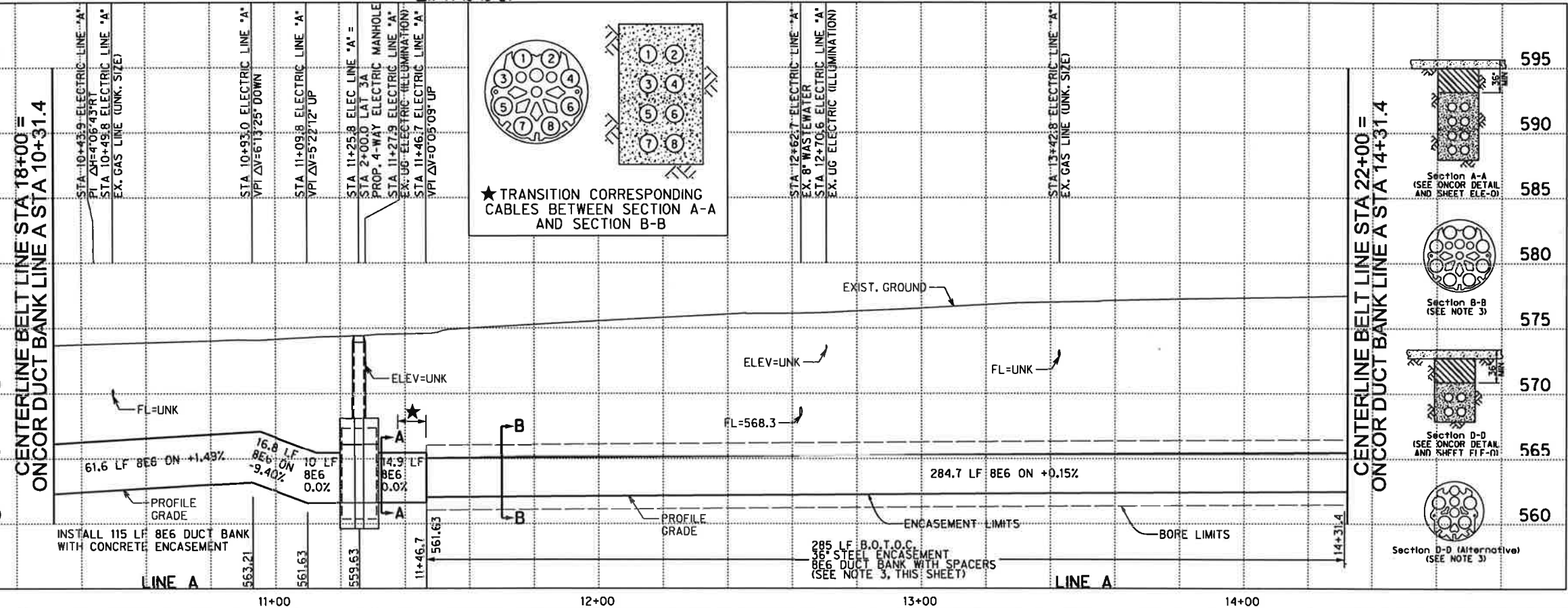
CENTERLINE BELT LINE STA 18+00 = ONCOR DUCT BANK LINE A STA 10+31.4

CENTERLINE BELT LINE STA 22+00 = ONCOR DUCT BANK LINE A STA 14+31.4



LOAD CABLES
(SEE NOTE 4)

LOAD	L	TYPE
1	20'	2E4
2	185'	2E4
3	158'	4E4
4	90'	2E4



SHEET 76 OF 235