

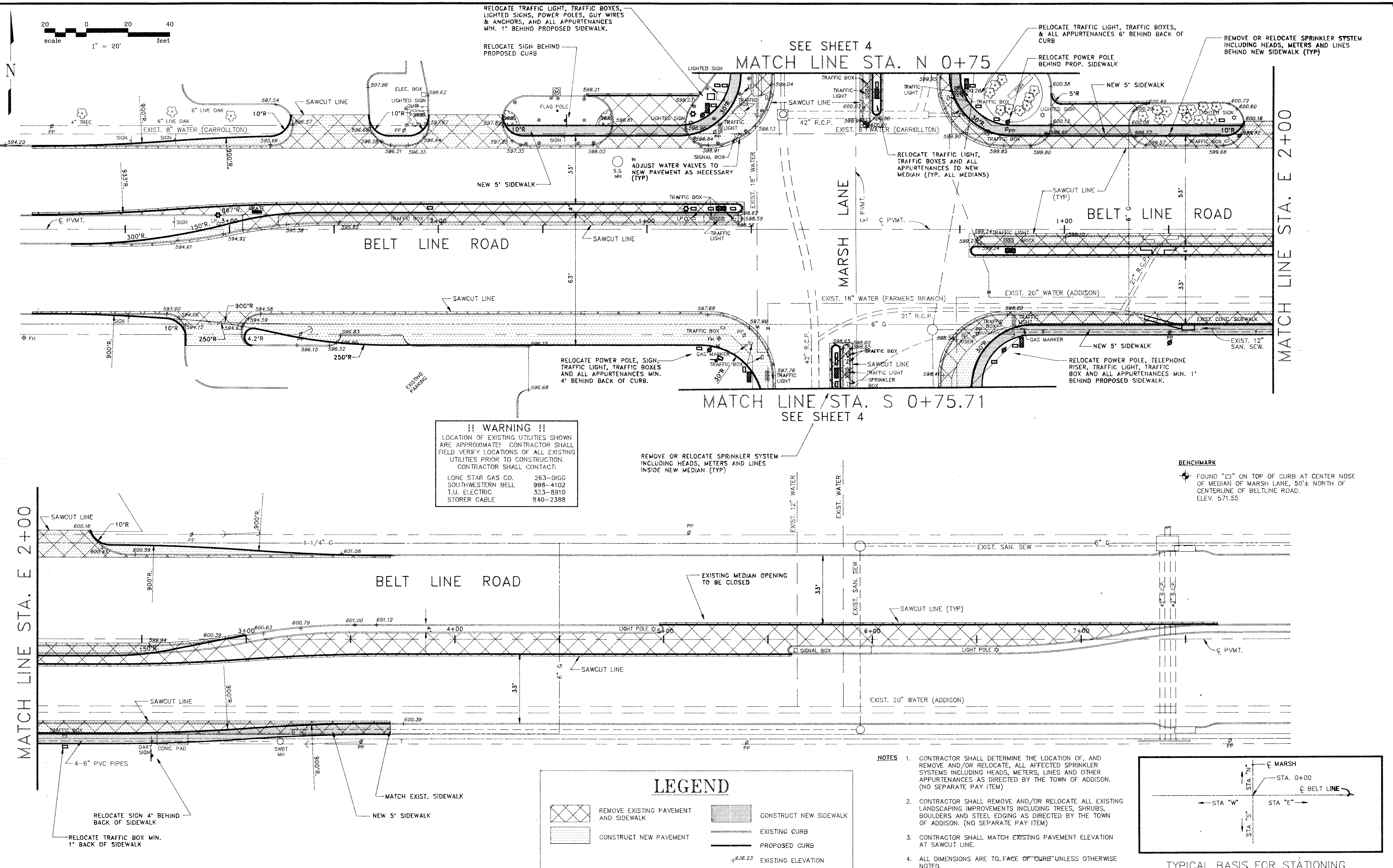
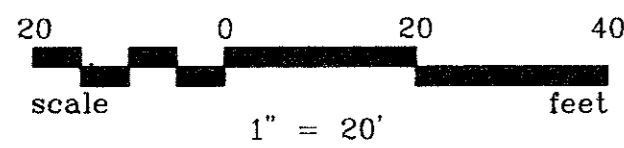
NO.	REVISION	BY	DATE

DESIGNED BY: J. WALDBAUER  
 DRAWN BY: EH&A  
 CHECKED BY: B. GRANTHAM  
 SCALE: 1" = 50'  
 DATE: OCTOBER 1992  
 FILE: \ADDISON\PROJECT2\ROW1

**ESPEY, HUSTON & ASSOCIATES, INC.**  
 Engineering & Environmental Consultants  
 13800 Montfort Drive Suite 230 Dallas, Texas 75240  
 (214) 387-0771

**RIGHT-OF-WAY PLAN**  
 INTERSECTION IMPROVEMENTS  
 BELT LINE ROAD AT MARSH LANE  
 for  
 THE TOWN OF ADDISON

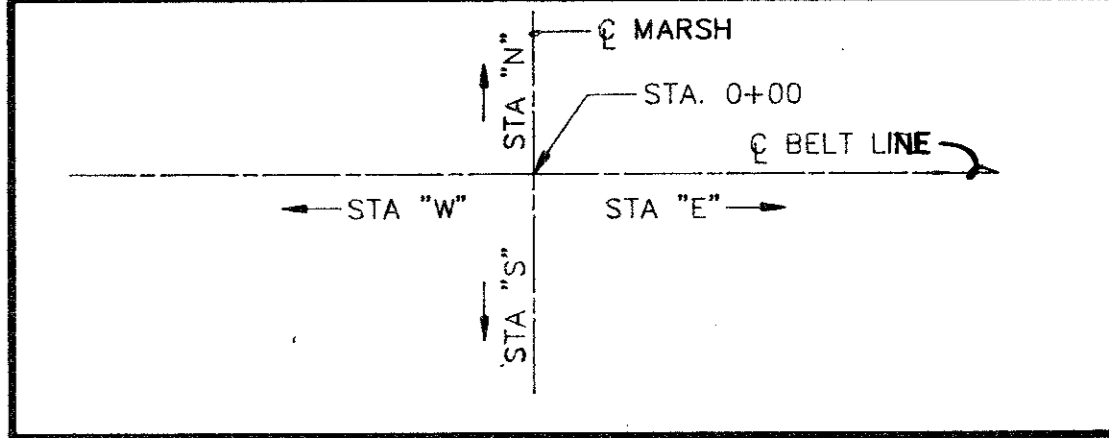
SHEET NO. .  
 OF . SHEETS  
 JOB. NO. 13921



**!! WARNING !!**  
 LOCATION OF EXISTING UTILITIES SHOWN ARE APPROXIMATE. CONTRACTOR SHALL FIELD VERIFY LOCATIONS OF ALL EXISTING UTILITIES PRIOR TO CONSTRUCTION. CONTRACTOR SHALL CONTACT:  
 LONE STAR GAS CO. 263-DIGG  
 SOUTHWESTERN BELL 998-4102  
 T.U. ELECTRIC 323-8910  
 STORER CABLE 840-2388

LEGEND	
	REMOVE EXISTING PAVEMENT AND SIDEWALK
	CONSTRUCT NEW PAVEMENT
	CONSTRUCT NEW SIDEWALK
	EXISTING CURB
	PROPOSED CURB
	EXISTING ELEVATION

- NOTES**
- CONTRACTOR SHALL DETERMINE THE LOCATION OF, AND REMOVE AND/OR RELOCATE, ALL AFFECTED SPRINKLER SYSTEMS INCLUDING HEADS, METERS, LINES AND OTHER APPURTENANCES AS DIRECTED BY THE TOWN OF ADDISON. (NO SEPARATE PAY ITEM)
  - CONTRACTOR SHALL REMOVE AND/OR RELOCATE ALL EXISTING LANDSCAPING IMPROVEMENTS INCLUDING TREES, SHRUBS, BOULDERS AND STEEL EDGING AS DIRECTED BY THE TOWN OF ADDISON. (NO SEPARATE PAY ITEM)
  - CONTRACTOR SHALL MATCH EXISTING PAVEMENT ELEVATION AT SAWCUT LINE.
  - ALL DIMENSIONS ARE TO FACE OF CURB UNLESS OTHERWISE NOTED.



TYPICAL BASIS FOR STATIONING

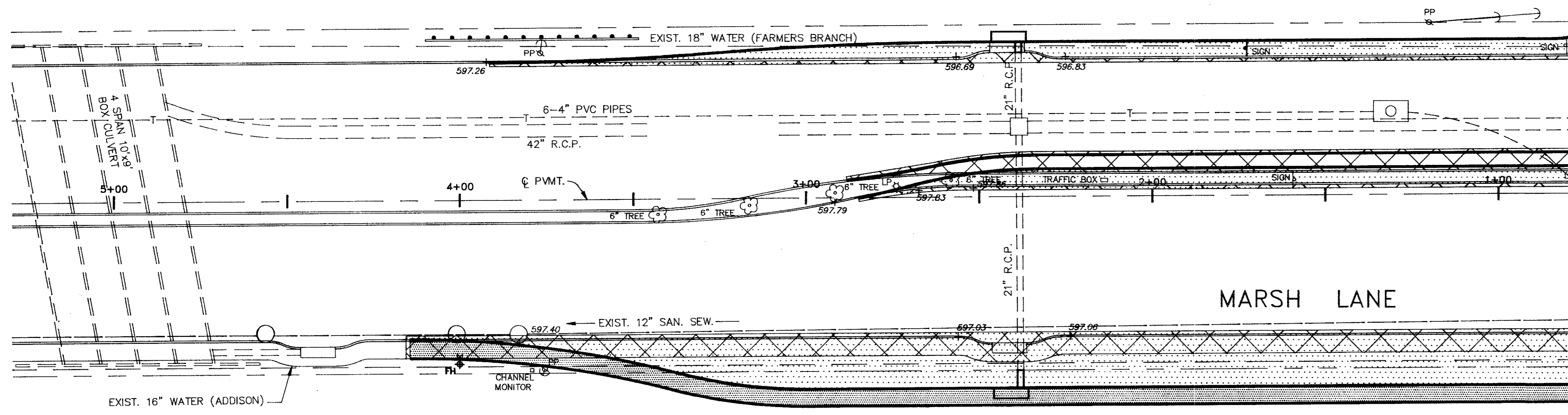
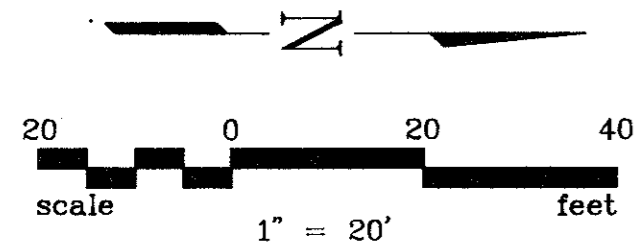
NO.	REVISION	BY	DATE

DESIGNED BY: J. WALDBAUER  
 DRAWN BY: EH&A  
 CHECKED BY: B. GRANTHAM  
 SCALE: 1" = 20'  
 DATE: AUGUST 1992  
 FILE: \ADDISON\PROJECT2\BELT.MAR1

**eh** ESPEY, HUSTON & ASSOCIATES, INC.  
 Engineering & Environmental Consultants  
 13800 Montfort Drive Suite 230 Dallas, Texas 75240  
 (214) 387-0771

PAVING PLAN  
 INTERSECTION IMPROVEMENTS  
 BELT LINE ROAD AT MARSH LANE  
 for  
 THE TOWN OF ADDISON

SHEET NO. 3  
 OF 16 SHEETS  
 JOB NO. 13921



MATCH LINE STA. S 0+75.71  
SEE SHEET 3

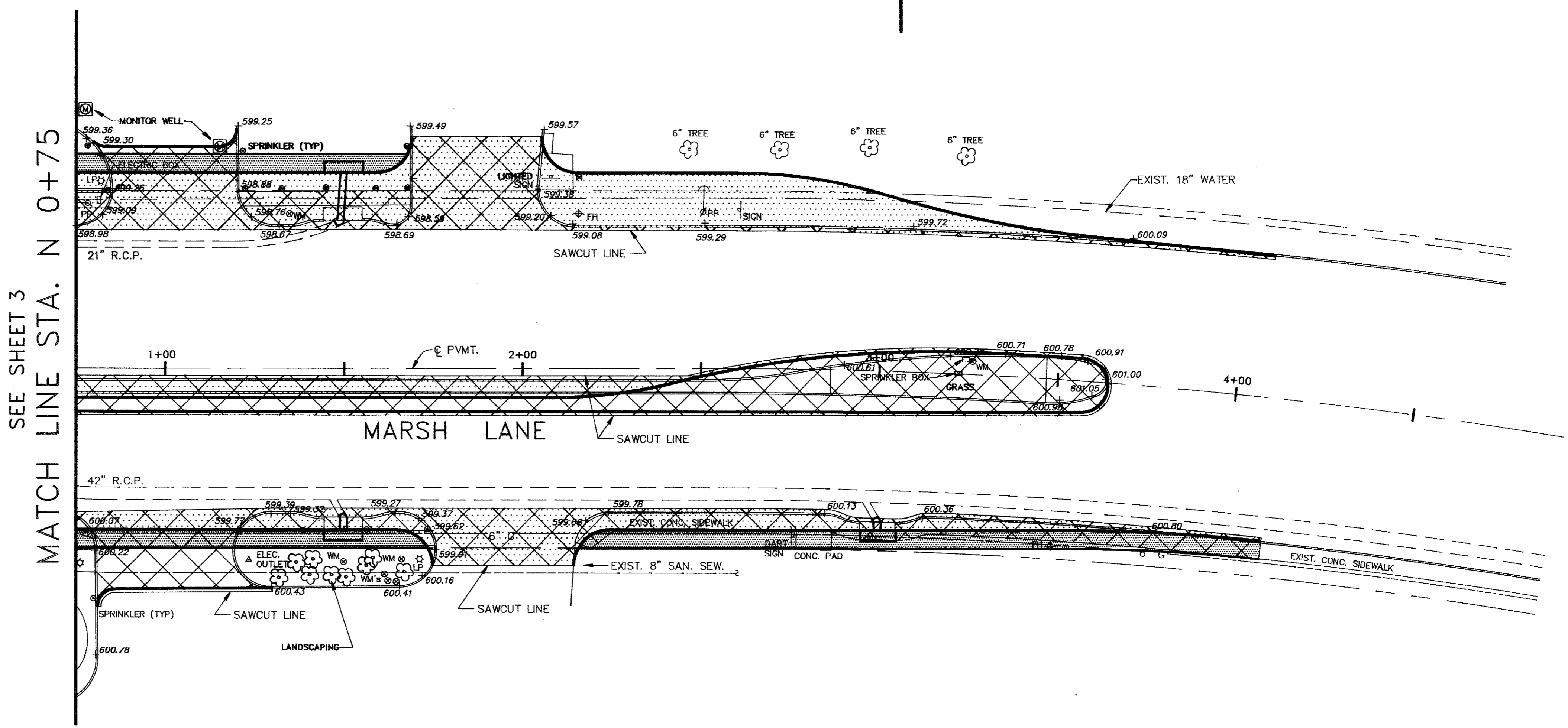
- NOTES**
- CONTRACTOR SHALL DETERMINE THE LOCATION OF, AND REMOVE AND/OR RELOCATE, ALL AFFECTED SPRINKLER SYSTEMS INCLUDING HEADS, METERS, LINES AND OTHER APPURTENANCES AS DIRECTED BY THE TOWN OF ADDISON. (NO SEPARATE PAY ITEM)
  - CONTRACTOR SHALL REMOVE AND/OR RELOCATE ALL EXISTING LANDSCAPING IMPROVEMENTS INCLUDING TREES, SHRUBS, BOULDERS AND STEEL EDGING AS DIRECTED BY THE TOWN OF ADDISON. (NO SEPARATE PAY ITEM)
  - CONTRACTOR SHALL MATCH EXISTING PAVEMENT ELEVATION AT SAWCUT LINE.
  - ALL DIMENSIONS ARE TO FACE OF CURB UNLESS OTHERWISE NOTED.

**!! WARNING !!**  
 LOCATION OF EXISTING UTILITIES SHOWN ARE APPROXIMATE! CONTRACTOR SHALL FIELD VERIFY LOCATIONS OF ALL EXISTING UTILITIES PRIOR TO CONSTRUCTION.  
 CONTRACTOR SHALL CONTACT:  
 LONE STAR GAS CO. 263-DIGG  
 SOUTHWESTERN BELL 998-4102  
 T.U. ELECTRIC 323-8910  
 STORER CABLE 840-2388

**LEGEND**

	REMOVE EXISTING PAVEMENT AND SIDEWALK
	CONSTRUCT NEW PAVEMENT
	CONSTRUCT NEW SIDEWALK
	EXISTING CURB
	PROPOSED CURB
	+636.23 EXISTING ELEVATION

**BENCHMARK**  
 FOUND "E" ON TOP OF CURB AT CENTER NOSE OF MEDIAN OF MARSH LANE, 50'± NORTH OF CENTERLINE OF BELTLINE ROAD.  
 ELEV. 571.55



SEE SHEET 3  
MATCH LINE STA. N 0+75

NO.	REVISION	BY	DATE

DESIGNED BY: J. WALDBAUER  
 DRAWN BY: EH&A  
 CHECKED BY: B. GRANTHAM  
 SCALE: 1" = 20'  
 DATE: AUGUST 1992  
 FILE: \ADDISON\PROJECT2\BELTMAR2

**eh** ESPEY, HUSTON & ASSOCIATES, INC.  
 Engineering & Environmental Consultants  
 13800 Montfort Drive Suite 230 Dallas, Texas 75240  
 (214) 387-0771

**PAVING PLAN**  
 INTERSECTION IMPROVEMENTS  
 BELT LINE ROAD AT MARSH LANE  
 for  
 THE TOWN OF ADDISON

SHEET NO. 4  
 OF 16 SHEETS  
 JOB NO. 13921