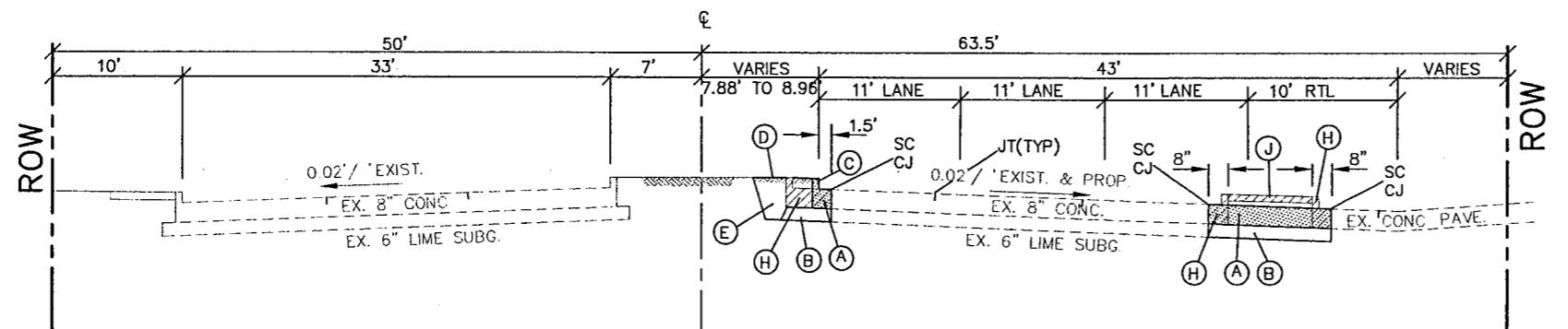
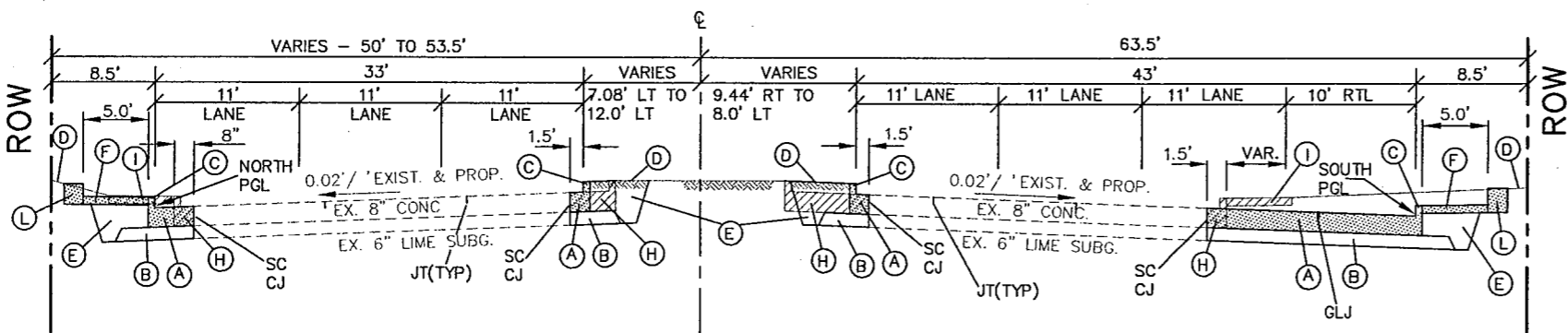


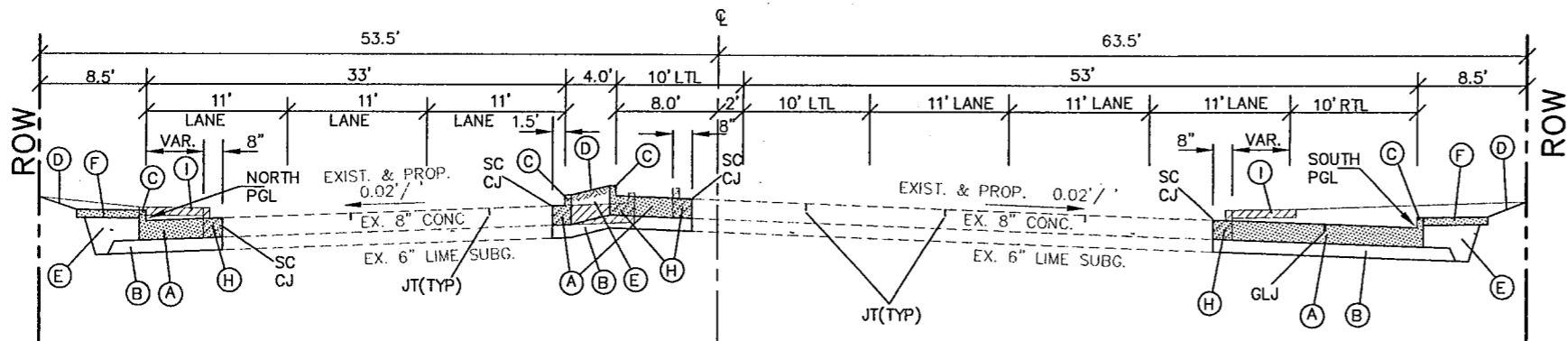
BELT LINE ROAD  
STA 47+55.63 TO 47+99.76  
(NOT TO SCALE)



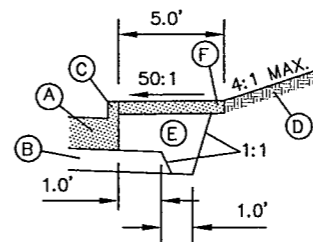
BELT LINE ROAD  
47+99.76 TO 48+29.72  
(NOT TO SCALE)



BELT LINE ROAD  
STA 48+29.72 TO 50+57.04  
(NOT TO SCALE)



BELT LINE ROAD  
STA 50+57.04 TO 51+67.05  
(NOT TO SCALE)



TYPICAL SLOPES  
& DIMENSIONS  
(NOT TO SCALE)

LEGEND

- △ (A) 8" CONCRETE PAVEMENT OR CURB & GUTTER (SEE PLAN/PROFILE SHEETS) (TRANS. METAL TINE FIN)
  - (B) 6" CEMENT TREATED BASE (STR-M)(CL 2)
  - △ (C) TYPE II CURB ON 8" CONCRETE PAVEMENT OR TYPE II CURB & GUTTER (SEE PLAN/PROFILE SHEETS)
  - (D) BLOCK SOD AND FURN AND PLACE TPSL(CL 2)(4")
  - (E) EMBANK (DC)(TY C)(CL 3)
  - (F) 4" REINFORCED CONCRETE SIDEWALK
  - (G) INTERLOCKING CONCRETE PAVERS (UNIT PAVERS) WITH EDGE RESTRAINT
  - (H) REMOVE EXIST. CONCRETE CURB AND PAVEMENT (SAW CUT FULL DEPTH)
  - (I) REMOVE EXIST. CONCRETE SIDEWALK
  - (J) REMOVE EXIST. INTERLOCKING CONCRETE PAVERS
  - (K) REMOVE EXISTING CONCRETE RETAINING WALL
  - (L) CONCRETE BLOCK RETAINING WALL (SEE DETAIL SHEETS)(SEE PLAN/PROFILE FOR LOCATIONS AND HEIGHTS)
- REMOVAL  
 PROPOSED CONSTRUCTION

NOTES :

- 1 ABBREVIATIONS
 

PGL	PROFILE GRADE LINE	SC	SAW CUT (FULL DEPTH)
EX	EXISTING	CJ	CONSTRUCTION JOINT
CL	CENTERLINE	GLJ	GROOVED LONGITUDINAL JOINT
LT	LEFT	JT	EXIST. JOINT
RT	RIGHT		
ROW	RIGHT-OF-WAY		
CONC	CONCRETE		
RTL	RIGHT TURN LANE		
LTL	LEFT TURN LANE		
- 2 PAVEMENT CONSTRUCTED AT THE MEDIAN SHALL MATCH THE EXISTING SLOPE OF THE ADJOINING PAVEMENT.
- 3 PAVEMENT CONSTRUCTED ALONG OUTSIDE LANES SHALL HAVE A CROSS SLOPE THAT VARIES ACCORDING TO THE PROFILE GRADE LINE.
- 4 SEE PLAN/PROFILE SHEETS FOR THE LOCATIONS OF CURB & GUTTER AND 8" CONCRETE PAVEMENT.
- 5 SEE PLAN/PROFILE SHEETS FOR HORIZONTAL LAYOUT OF CURB LINES.
- 6 SEE REMOVAL PLAN SHEETS FOR LOCATIONS OF REMOVAL ITEMS.

SHEET 1 OF 4

REVISED 9/2/97 RT

TYPICAL SECTIONS				
ADDISON TRANSIT PASS ADDISON, TEXAS				
REVISION	DATE	FED. ROAD DIST. NO.	FEDERAL AID PROJECT NO.	SHEET No.
		6	CM 97 (449)	4
		STATE	STATE DIST.	COUNTY
		TEXAS	DALLAS	DALLAS
DESIGNED BY:	R.A.Y.	CONT.	SECT.	JOB
DRAWN BY:	B.A.A.	8050	18	034
CHECKED BY:	L.M.P.			HIGHWAY No.
				BELT LINE RD.
BA FILE NAME :				