

INLET SIZE	STEEL																								* TOTALS		5" I 10#																		
	BARS A 9" CC				BARS B				BARS C 12" CC				BARS D				BARS F				BARS G				BARS H 18" CC				REIN. (LBS)	CONC (CY)															
LEN	DEPTH	NO.	SIZE	LEN	WT	NO.	SIZE	LEN	WT	NO.	SIZE	LEN	WT	NO.	SIZE	LEN	WT	NO.	SIZE	LEN	WT	NO.	SIZE	LEN	WT	NO.	SIZE	LEN	WT	NO.	SIZE	LEN	WT	NO.	SIZE	LEN	WT								
20'	4'-6"	17	#3	3'-3"	20	2	#3	8'-10"	6	24	#4	11'-8"	188	8	#4	4'-8"	23	2	#4	3'-6"	4	10	#3	3'-0"	12															275	6.7	216#			
	5'-0"	17	#3	3'-3"	20	2	#3	8'-10"	6	28	#4	11'-8"	218	8	#4	5'-2"	24	2	#4	4'-0"	6	10	#3	3'-0"	12																310		7.2		
	5'-6"	17	#3	3'-3"	20	2	#3	8'-10"	6	28	#4	11'-8"	218	8	#4	5'-8"	26	2	#4	4'-6"	6	10	#3	3'-0"	12																		314	7.6	
20'	4'-6"	17	#3	3'-3"	20	2	#3	8'-10"	6	30	#4	11'-8"	234	8	#4	4'-8"	23	2	#4	3'-6"	4	10	#3	3'-0"	12	12	#3	2'-7"	12	12	#3	2'-7"	12	12	#3	2'-7"	12	12	#3	2'-7"	12	12	334	6.8	216#
	5'-0"	17	#3	3'-3"	20	2	#3	8'-10"	6	34	#4	11'-8"	264	8	#4	5'-2"	24	2	#4	4'-0"	6	10	#3	3'-0"	12	12	#3	2'-7"	12	12	#3	2'-7"	12	12	#3	2'-7"	12	12	368	7.2					
	5'-6"	17	#3	3'-3"	20	2	#3	8'-10"	6	34	#4	11'-8"	264	8	#4	5'-8"	26	2	#4	4'-6"	6	10	#3	3'-0"	12	12	#3	2'-7"	12	12	#3	2'-7"	12	12	#3	2'-7"	12	12	370	7.8					

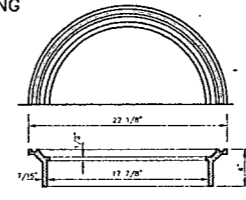
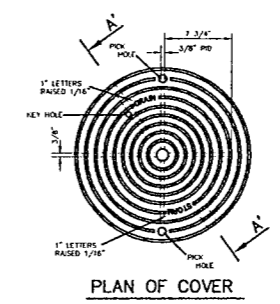
* FOR CONTRACTOR'S INFORMATION ONLY

CONCRETE TO BE DEDUCTED FOR PIPE


PIPE SIZE	CONC. CY
18"	0.05
21"	0.07
24"	0.09
27"	0.11
30"	0.14
36"	0.17

GENERAL NOTES :

- ALL CONCRETE SHALL BE CLASS A.
- LATERAL PIPE MAY ENTER THE INLET AT ANY LOCATION.
- THE 24" GUTTER IN THE FRONT OF THE INLET IS CONSIDERED PART OF THE INLET AND SHALL BE CONSTRUCTED WITH THE INLET.
- THE TOP OF INLET CROSS SLOPE SHALL CONFORM TO THE ADJACENT PARKWAY (1/4" PER FOOT NORMAL)
- THE DIMENSIONS RELATING TO THE REINFORCING STEEL ARE TO THE CENTER OF THE BARS.
- INLET FRAME AND COVER SHALL BE TYPE II.



INLET FRAME AND COVER TYPE II



SHEET 1 OF 2

BARTON-ASCHMAN ASSOCIATES, INC.

MISCELLANEOUS DRAINAGE DETAILS				
RECESSED INLET DETAILS				
ADDISON TRANSIT PASS				
ADDISON, TEXAS				
Texas Department of Transportation		DART		
REVISION	DATE	FED. ROAD DIV. No.	FEDERAL AID PROJECT NO.	SHEET No.
		6	CM 97 (449)	33
		STATE	STATE	COUNTY
		TEXAS	DALLAS	DALLAS
DESIGNED BY:	R.A.Y.	8050	18	034
DRAWN BY:	B-A			
CHECKED BY:	L.M.P.			
BA FILE NAME :				