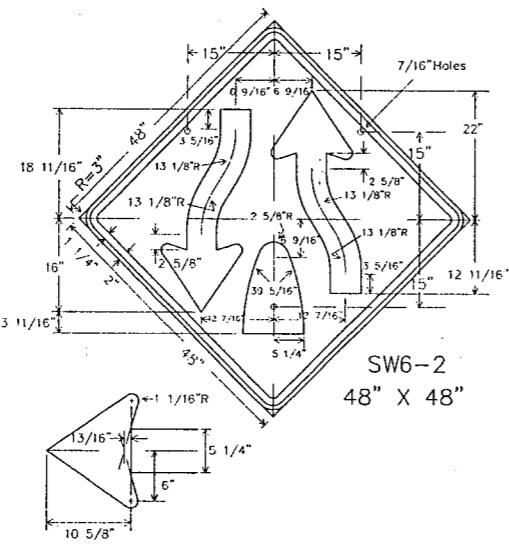
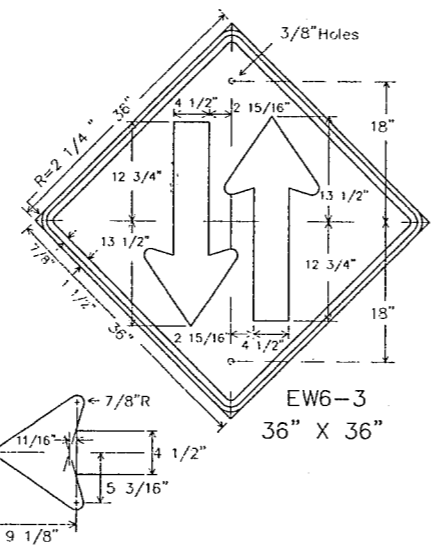


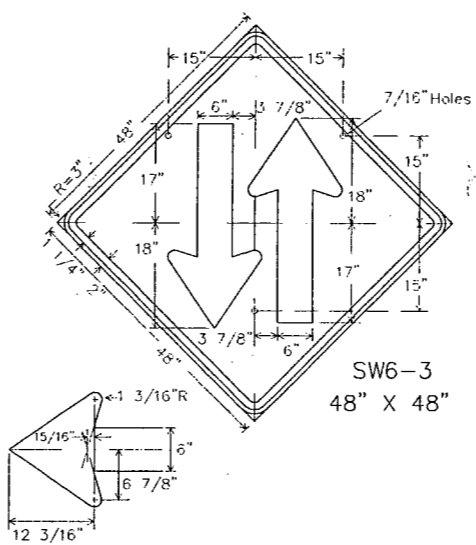
W6-2
36" X 36"



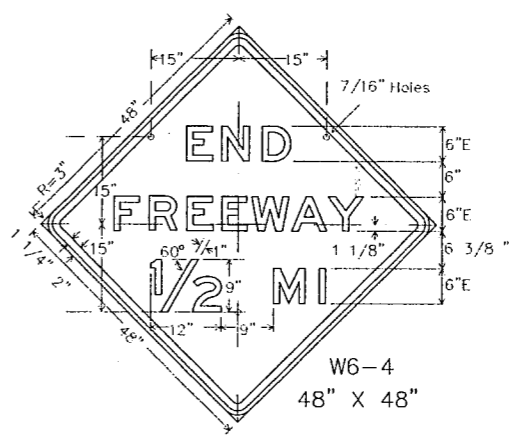
SW6-2
48" X 48"



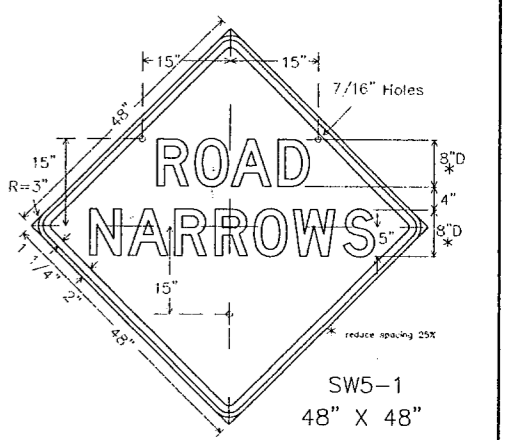
EW6-3
36" X 36"



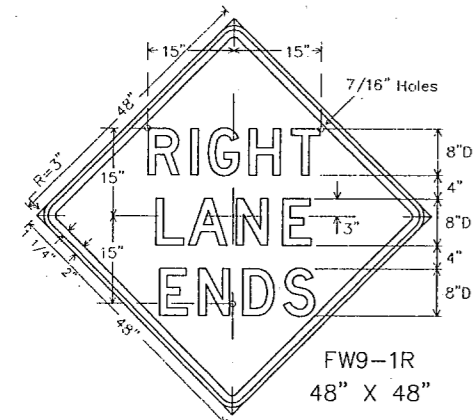
SW6-3
48" X 48"



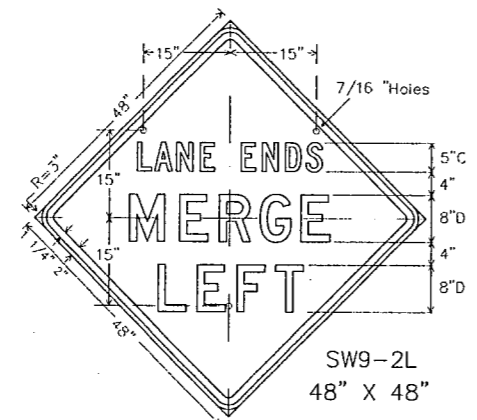
W6-4
48" X 48"



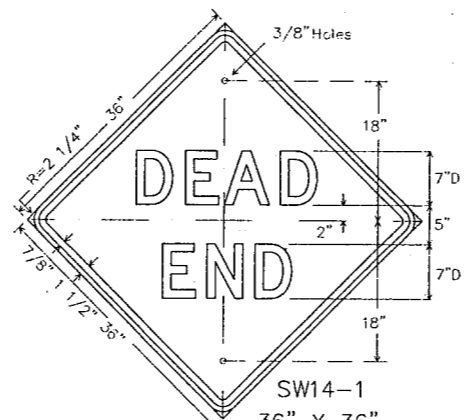
SW5-1
48" X 48"



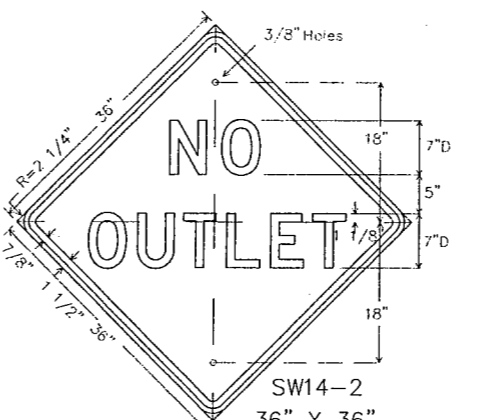
FW9-1R
48" X 48"



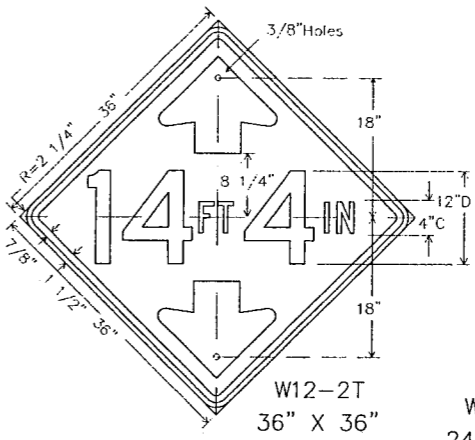
SW9-2L
48" X 48"



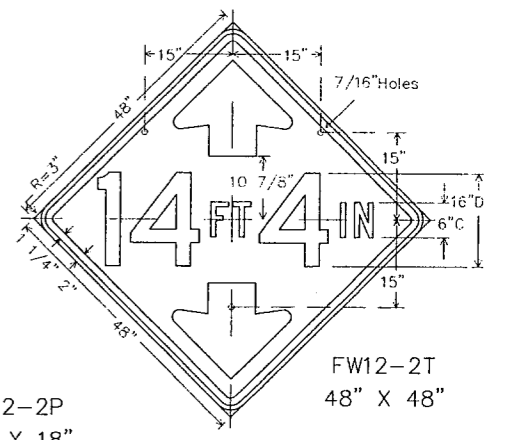
SW14-1
36" X 36"



SW14-2
36" X 36"



W12-2T
36" X 36"

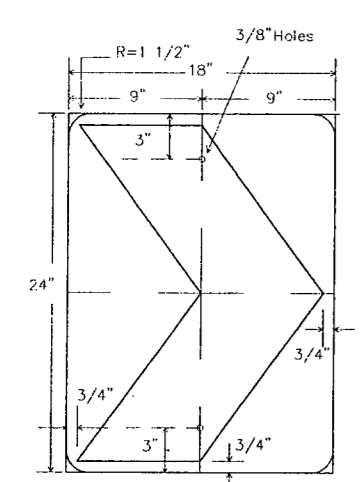
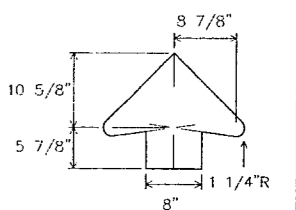
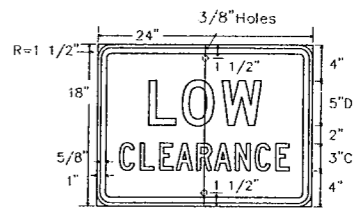
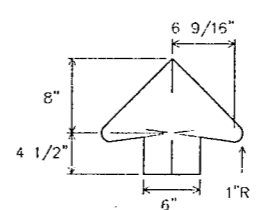


W12-2P
24" X 18"

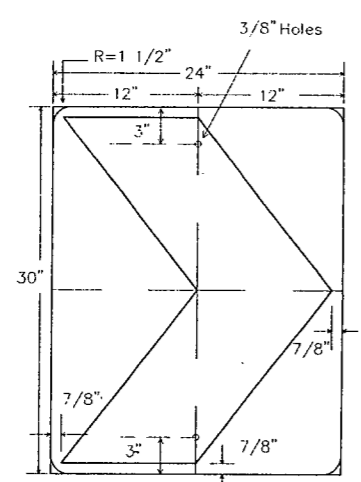
FW12-2T
48" X 48"

LEFT

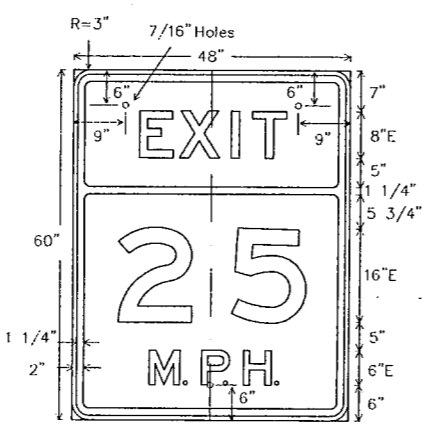
RIGHT



W1-8
18" X 24"



EW1-8
30" X 36"




W13-2
48" X 60"

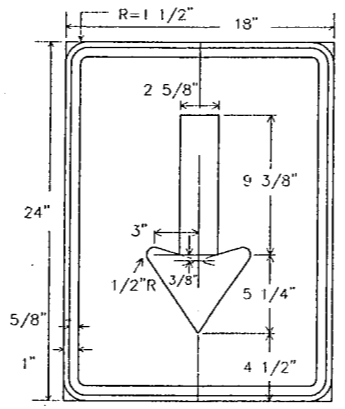
RAMP

W13-3
48" X 60"

(Same as W13-2 except "EXIT replaced with "RAMP")



W12-3
84" X 24"



W12-3P
18" X 24"

SPECIFICATION REFERENCE TABLE	
MATERIALS AND TESTS DIVISION SPECIFICATIONS	
PLYWOOD SIGN BLANKS	D-9-7100
REFLECTIVE SHEETING, TYPE C (HIGH SPECIFIC INTENSITY)	D-9-8300
VINYL NON-REFLECTIVE DECAL SHEETING	D-9-8320

GENERAL NOTES:

The alphabets and lateral spacing between letters and numerals shall conform with the Texas "Manual on Uniform Traffic Control Devices for Streets and Highways", latest edition, and any approved changes thereto. Lateral spacing of text shall provide a balanced appearance. All materials shall conform to Department Specifications. Legend (except where noted), shall be black and applied by screening process, cut-out vinyl non-reflective decal sheeting or combination thereof. Background shall be yellow reflective sheeting (Type C). Sign blanks shall be one piece 5/8 inch thick plywood (Type A), unless otherwise noted elsewhere in the plans.

DN: LR
 CK: CW
 DW: DN
 CK: MT
 DA: 12
 ACC: d58hplc/usr/d580504
 FILE: 1 2 3 4 5 6 7 8 9 10 11 12 13 14 15 16 17 18 19 20 21 22 23 24 25 26 27 28 29 30 31 32 33 34 35 36 37 38 39 40 41 42 43 44 45 46 47 48 49 50 51 52 53 54 55 56 57 58 59 60 61 62 63 64 65 66 67 68 69 70 71 72 73 74 75 76 77 78 79 80 81 82 83 84 85 86 87 88 89 90 91 92 93 94 95 96 97 98 99 100
 LEVELS DISPLAYED

STANDARD PLANS
 TEXAS DEPARTMENT OF TRANSPORTATION
 Traffic Operations Division

WARNING SIGNS

W(2)-95

ORG DRAW DATE: JAN. 1981	DWG: LR	CK: CW	DIR: DN	CK: MT	NEG NO: 59
REVISIONS		STATE DISTRICT	FEDERAL REGION	FEDERAL AID PROJECT NO.	SHEET
1-82		DALLAS	6	CM 97 (449)	59
1-85					
7-90					
8-95					
		COUNTY	CONTROL SECTION	JOB	ROADWAY
		DALLAS	8050 18	034	BELT LINE