

CIRCUIT SCHEDULE LIGHTING CONTROLLER "C" 120 / 240 VOLTS				
CIRCUIT NO.	WIRE SIZE (AWG)	CONNECTED LOAD (W)	BREAKER SIZE	CONTACTOR SIZE
C1	#4	3725	2P/30A	2P/30A
C2	#4	3725	2P/30A	2P/30A
C3	#4	3725	2P/30A	2P/30A
C4	#4	2784	2P/30A	2P/30A
Total Load:		14KW		


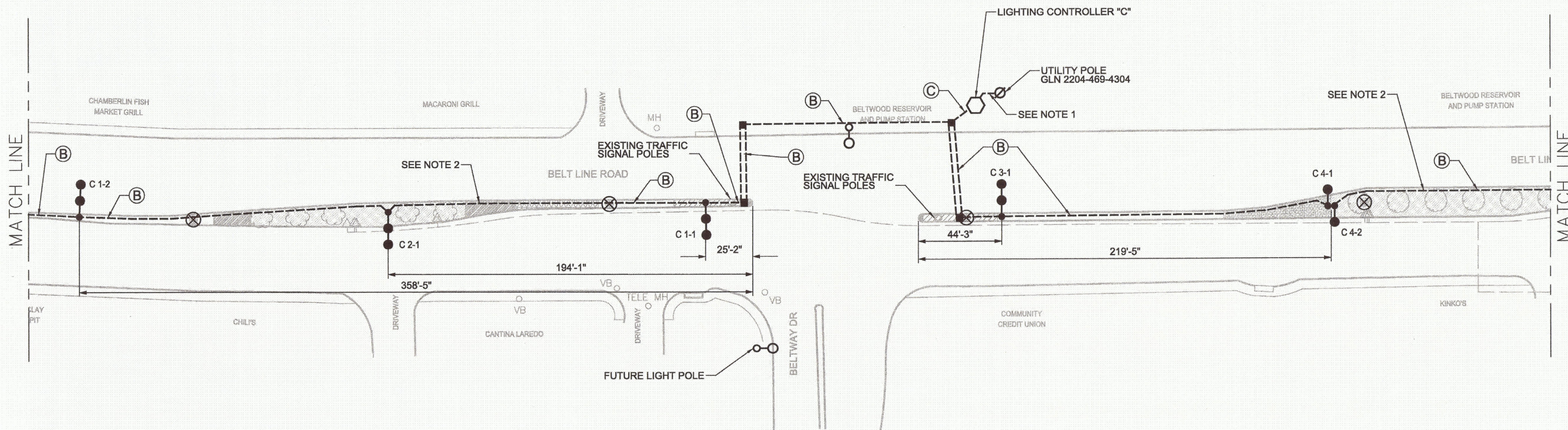
NOTE:

- CONTRACTOR SHALL COORDINATE WITH ONCOR UTILITY FOR OBTAINING ELECTRICAL SERVICE AT THE LIGHTING CONTROLLER. CONTRACTOR SHALL FOLLOW ONCOR UTILITIES STANDARDS AND GUIDELINES FOR INSTALLING THE REQUIRED CONDUIT, WIRE, ETC.
- CONDUIT SHALL BE INSTALLED 18 INCHES FROM EDGE OF CURB TO AVOID INTERFERING WITH LANDSCAPE FEATURES. ADDITIONALLY, THE CONTRACTOR SHALL FIELD ADJUST CONDUIT TO MINIMIZE DAMAGE TO ROOTS OF TREES THAT ARE TO REMAIN.
- ALL DIMENSIONS ARE TAKEN FROM THE CENTER OF THE POLE BASE.
- THE CONTRACTOR SHALL PLACE THE CONTROLLER ON TOWN RIGHT OF WAY.

LIGHTING LEGEND

- FUTURE LIGHT POLE
- PROPOSED SINGLE LUMINAIRE ON CURVED 55' RADIUS POLE
- PROPOSED TWIN LUMINAIRE ON CURVED 40' RADIUS POLE
- EXISTING LIGHT POLE TO BE REMOVED
- TRENCHED CONDUIT
- BORED CONDUIT
- PROPOSED GROUND BOX
- PROPOSED LIGHTING CONTROLLER

- A 1 - 1
- POLE NUMBER
 - CIRCUIT NUMBER
 - CONTROLLER
- (A) 2"C, 2#4, 1#4 BARE GND
 - (B) 2"C, 4#4, 1#4 BARE GND
 - (C) 2-2"C, 8#4, 1#4 BARE GND



NO.	DATE	REVISION	APPROV.

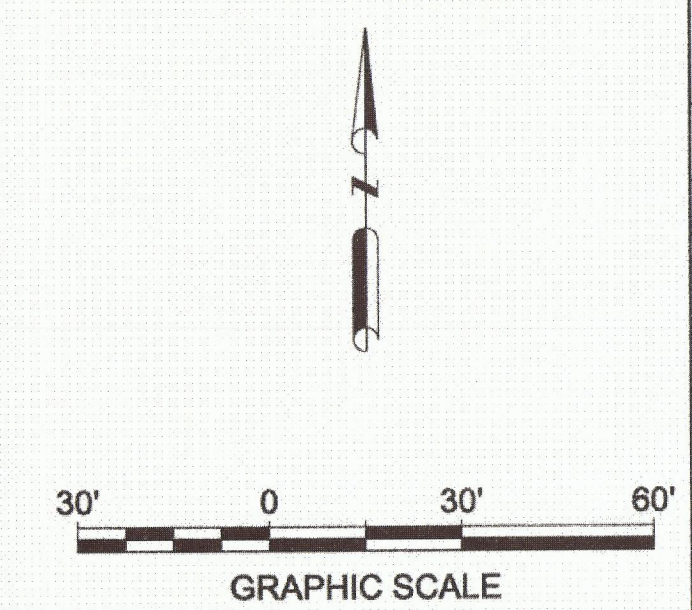
ARCHITECTS ENGINEERS PLANNERS
HNTB
 The HNTB Companies - TBPE Firm No. 420
 2001 BRYAN STREET, SUITE 100
 DALLAS, TEXAS 75201 (214) 748-8400

BELT LINE ROAD MEDIAN
 MARSH LANE TO DALLAS N. TOLLWAY

ROADWAY LIGHTING PLAN

TOWN OF ADDISON, TEXAS

DESIGN RS DRAWN FH DATE SCALE HNTB NO. SHEET NO.
 CHECK JS CHECK TK 30-Dec-10 1"=30' 48564 10



ISSUED FOR CONSTRUCTION - 6/1/11