
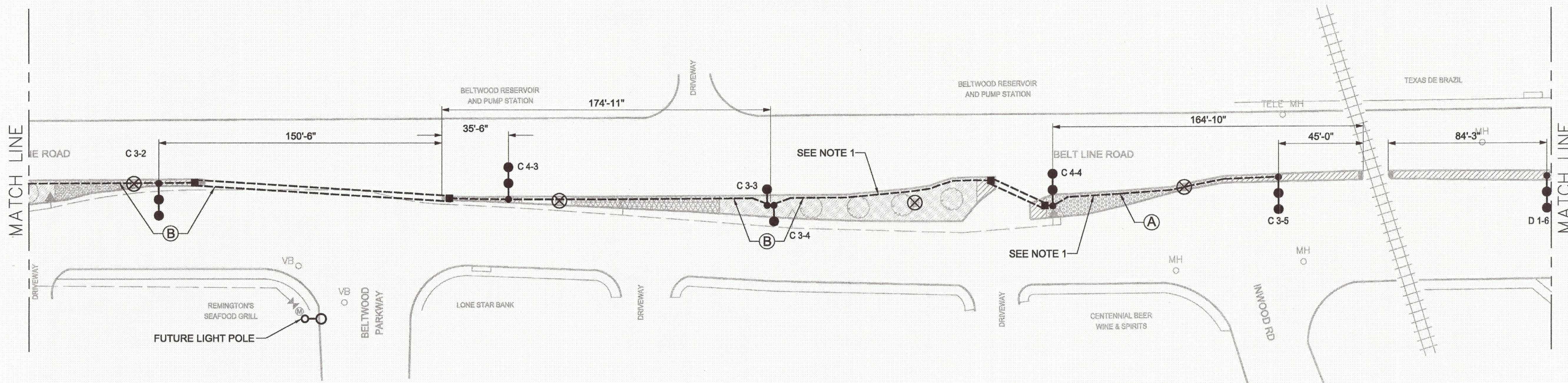


**NOTES**

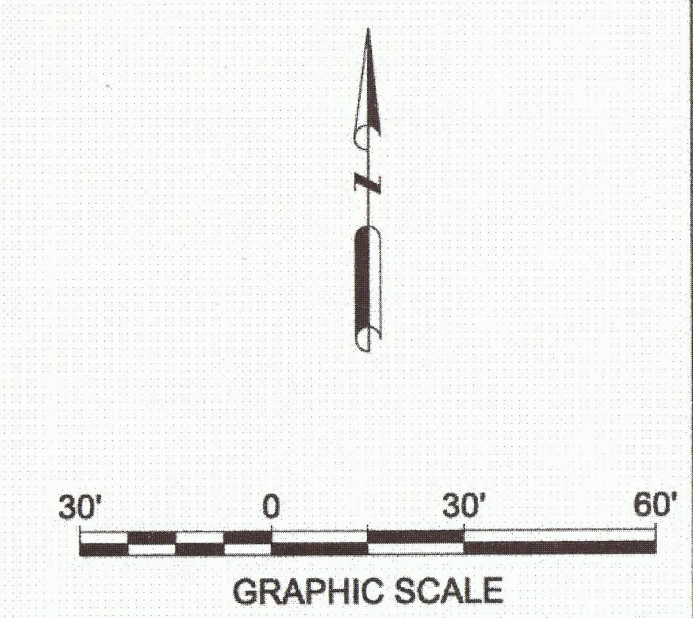
1. CONDUIT SHALL BE INSTALLED 18 INCHES FROM EDGE OF CURB TO AVOID INTERFERING WITH LANDSCAPE FEATURES. ADDITIONALLY, THE CONTRACTOR SHALL FIELD ADJUST CONDUIT TO MINIMIZE DAMAGE TO ROOTS OF TREES THAT ARE TO REMAIN.
2. ALL DIMENSIONS ARE TAKEN FROM THE CENTER OF THE POLE BASE.

**LIGHTING LEGEND**

- ○ FUTURE LIGHT POLE
  - ● PROPOSED SINGLE LUMINAIRE ON CURVED 55' RADIUS POLE
  - ● ● PROPOSED TWIN LUMINAIRE ON CURVED 40' RADIUS POLE
  - ⊗ EXISTING LIGHT POLE TO BE REMOVED
  - TRENCHED CONDUIT
  - ▭ BORED CONDUIT
  - PROPOSED GROUND BOX
  - ⬡ PROPOSED LIGHTING CONTROLLER
- A 1 - 1**
- POLE NUMBER
  - CIRCUIT NUMBER
  - CONTROLLER
- (A) 2"C, 2#4, 1#4 BARE GND
  - (B) 2"C, 4#4, 1#4 BARE GND
  - (C) 2-2"C, 6#4, 1#4 BARE GND



ISSUED FOR CONSTRUCTION - 6/1/11



NO.	DATE	REVISION	APPROV.
<b>HNTB</b> ARCHITECTS ENGINEERS PLANNERS The HNTB Companies - TEP# Firm No. 420 2001 BRYAN STREET, SUITE 100 DALLAS, TEXAS 75201 (214) 748-8400			
<b>BELT LINE ROAD MEDIAN</b>			
MARSH LANE TO DALLAS N. TOLLWAY			
ROADWAY LIGHTING PLAN			
SHEET 10 OF 19			
TOWN OF ADDISON, TEXAS			
DESIGN RS	DRAWN FH	DATE	SCALE
CHECK JS	CHECK TK	30-Dec-10	1"=30'
			HNTB NO. 48564
			SHEET NO. 11