
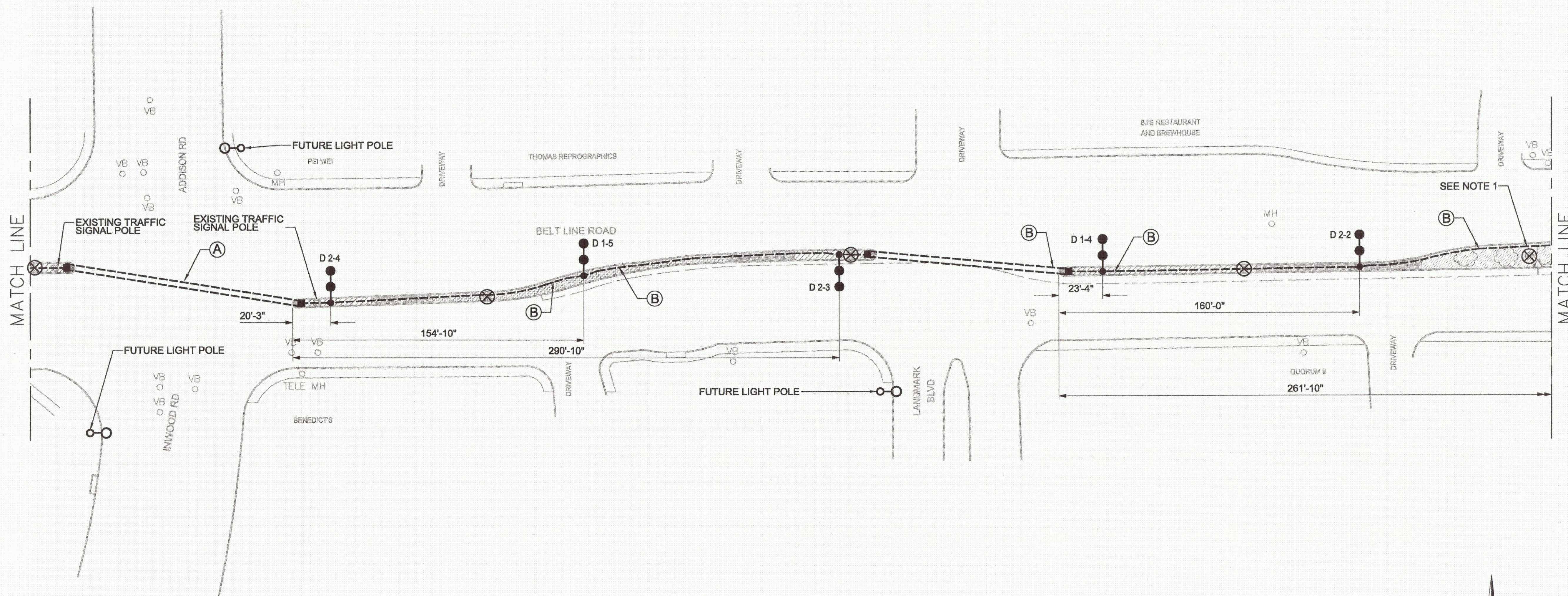


LIGHTING LEGEND

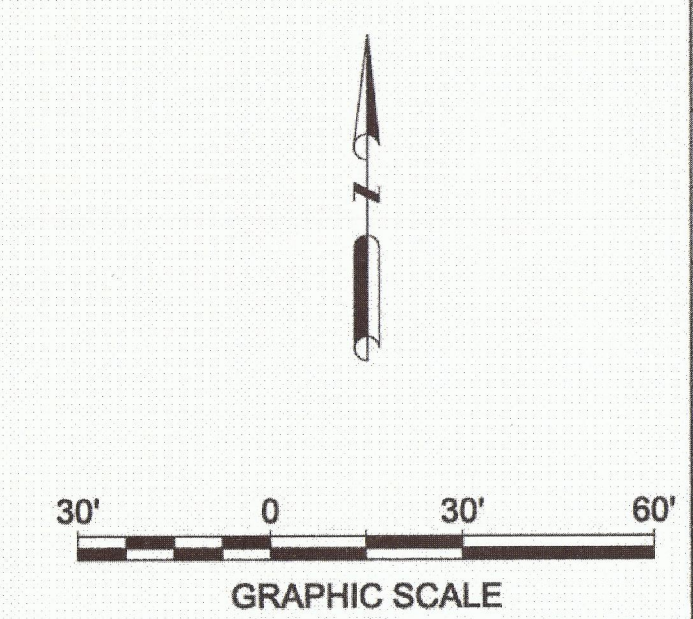
- ○ FUTURE LIGHT POLE
- ● PROPOSED SINGLE LUMINAIRE ON CURVED 55' RADIUS POLE
- ● ● PROPOSED TWIN LUMINAIRE ON CURVED 40' RADIUS POLE
- ⊗ EXISTING LIGHT POLE TO BE REMOVED
- TRENCHED CONDUIT
- ▬ BORED CONDUIT
- PROPOSED GROUND BOX
- ⬡ PROPOSED LIGHTING CONTROLLER
- A 1-1
 POLE NUMBER
 CIRCUIT NUMBER
 CONTROLLER
- Ⓐ 2" C, 2#4, 1#4 BARE GND
- Ⓑ 2" C, 4#4, 1#4 BARE GND
- Ⓒ 2-2" C, 8#4, 1#4 BARE GND

NOTES:

1. CONDUIT SHALL BE INSTALLED 18 INCHES FROM EDGE OF CURB TO AVOID INTERFERING WITH LANDSCAPE FEATURES. ADDITIONALLY, THE CONTRACTOR SHALL FIELD ADJUST CONDUIT TO MINIMIZE DAMAGE TO ROOTS OF TREES THAT ARE TO REMAIN.
2. ALL DIMENSIONS ARE TAKEN FROM THE CENTER OF THE POLE BASE.



ISSUED FOR CONSTRUCTION - 6/1/11



NO.	DATE	REVISION	APPROV.

HNTB ARCHITECTS ENGINEERS PLANNERS
The HNTB Companies - T&E Firm No. 420
 2001 BRYAN STREET, SUITE 100
 DALLAS, TEXAS 75201 (214) 748-8400

BELT LINE ROAD MEDIAN
 MARSH LANE TO DALLAS N. TOLLWAY

ROADWAY LIGHTING PLAN

SHEET 11 OF 19

TOWN OF ADDISON, TEXAS

DESIGN	RS	DRAWN	FH	DATE	SCALE	HNTB NO.	SHEET NO.
CHECK	JS	CHECK	TK	30-Dec-10	1"=30'	48564	12