


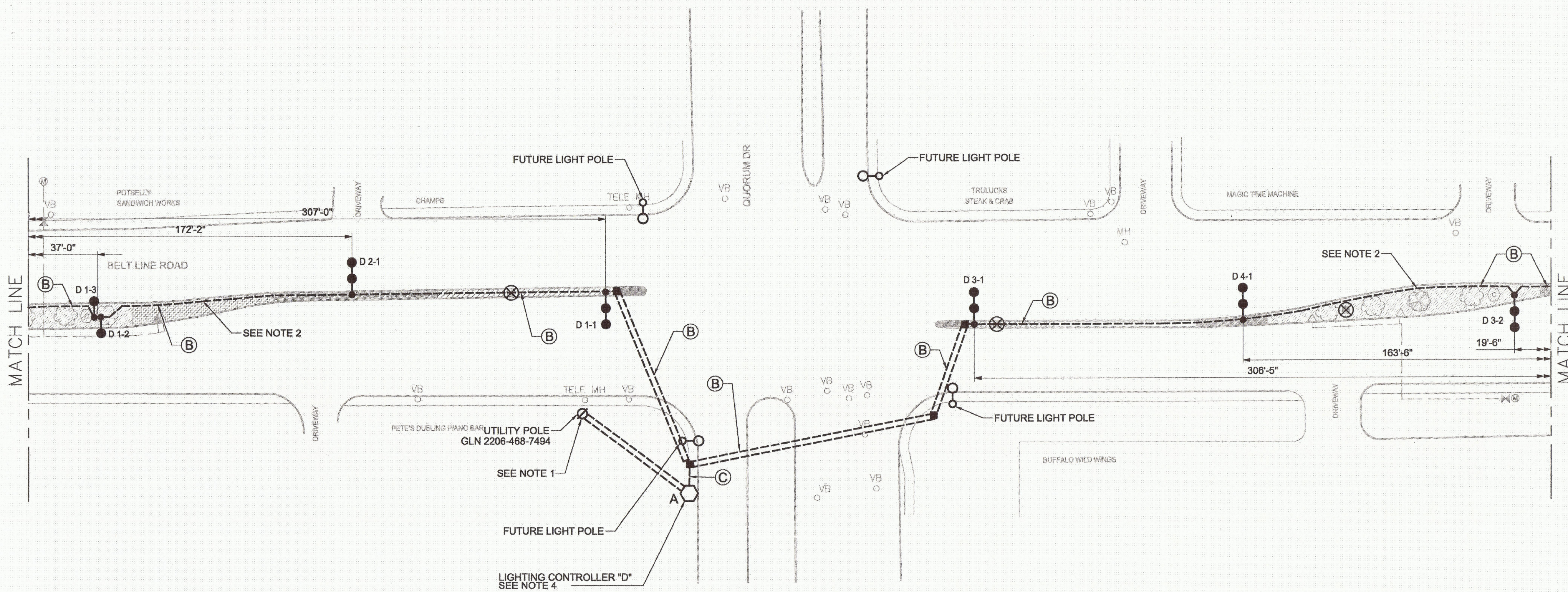
CIRCUIT SCHEDULE LIGHTING CONTROLLER "D" 120 / 240 VOLTS				
CIRCUIT NO.	WIRE SIZE (AWG)	CONNECTED LOAD (W)	BREAKER SIZE	CONTACTOR SIZE
D1	#4	4656	2P/30A	2P/30A
D2	#4	3725	2P/30A	2P/30A
D3	#4	3725	2P/30A	2P/30A
D4	#4	3725	2P/30A	2P/30A
Total Load:		15.8KW		

NOTES:

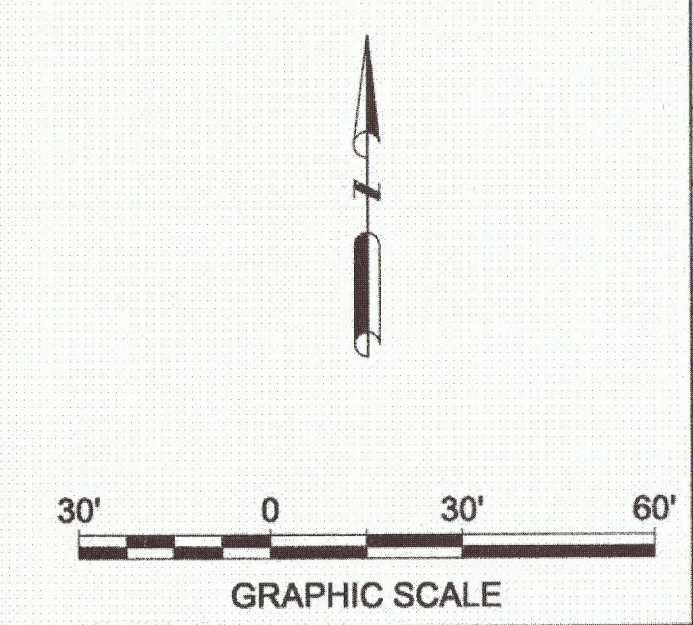
- CONTRACTOR SHALL COORDINATE WITH ONCOR UTILITY FOR OBTAINING ELECTRICAL SERVICE AT THE LIGHTING CONTROLLER. CONTRACTOR SHALL FOLLOW ONCOR UTILITIES STANDARDS AND GUIDELINES FOR INSTALLING THE REQUIRED CONDUIT, WIRE, ETC.
- CONDUIT SHALL BE INSTALLED 18 INCHES FROM EDGE OF CURB TO AVOID INTERFERING WITH LANDSCAPE FEATURES. ADDITIONALLY, THE CONTRACTOR SHALL FIELD ADJUST CONDUIT TO MINIMIZE DAMAGE TO ROOTS OF TREES THAT ARE TO REMAIN.
- ALL DIMENSIONS ARE TAKEN FROM THE CENTER OF THE POLE BASE.
- THE CONTRACTOR SHALL PLACE THE CONTROLLER ON TOWN RIGHT OF WAY.

LIGHTING LEGEND

- FUTURE LIGHT POLE
  - PROPOSED SINGLE LUMINAIRE ON CURVED 55' RADIUS POLE
  - PROPOSED TWIN LUMINAIRE ON CURVED 40' RADIUS POLE
  - EXISTING LIGHT POLE TO BE REMOVED
  - TRENCHED CONDUIT
  - BORED CONDUIT
  - PROPOSED GROUND BOX
  - PROPOSED LIGHTING CONTROLLER
- A 1 - 1
- POLE NUMBER
  - CIRCUIT NUMBER
  - CONTROLLER
- (A) 2" C, 2#4, 1#4 BARE GND
  - (B) 2" C, 4#4, 1#4 BARE GND
  - (C) 2-2" C, 8#4, 1#4 BARE GND



ISSUED FOR CONSTRUCTION - 6/1/11



NO.	DATE	REVISION	APPROV.

**HNTB** ARCHITECTS ENGINEERS PLANNERS  
The HNTB Companies - T&E Firm No. 420  
2001 BRYAN STREET, SUITE 100  
DALLAS, TEXAS 75201 (214) 748-8400

**BELT LINE ROAD MEDIAN**  
MARSH LANE TO DALLAS N. TOLLWAY

ROADWAY LIGHTING PLAN  
SHEET 12 OF 19  
TOWN OF ADDISON, TEXAS

DESIGN	RS	DRAWN	FH	DATE	SCALE	HNTB NO.	SHEET NO.
CHECK	JS	CHECK	TK	30-Dec-10	1"=30'	48564	13