ADDISON PEDESTRIAN CONNECTION
BELTWAY DRIVE PARKWAY AND PROTON ROAD IMPROVEMENTS

ADDISON, TEXAS

CLIENT

THE TOWN OF ADDISON
16801 WESTGROVE DRIVE
ADDISON, TEXAS 75001
972.450.2851

DESIGN TEAM

LANDSCAPE ARCHITECT:
MESA
1807 ROSS AVENUE SUITE 333
DALLAS, TX 75201
(214)871-0568

CIVIL ENGINEER:
GRANTHAM & ASSOCIATES, INC.
6570 NAAMAN FOREST BLVD.
SUITE 200 L.B. #2
GARLAND, TX 75044
(972)864-2333

MEP:
JORDAN & SKALA
17855 N. DALLAS PKWY, SUITE 320
DALLAS, TX 75287
(469)385-1616

STRUCTURAL:
GARY MCHALE
2000 AVENUE G, SUITE 800
PLANO, TX 75074
(972)423- 5908

KEY MAP

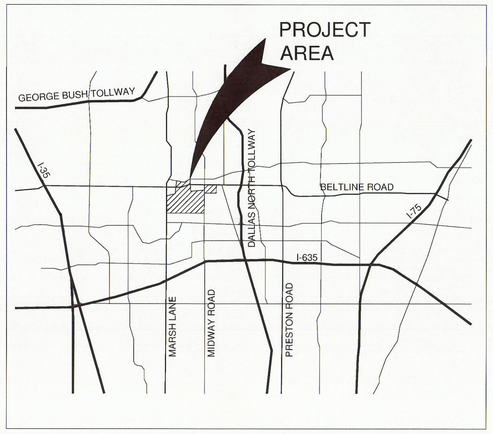

TDLR SUBMITTAL# _____ ACCESSOLOGY# _____

CONSTRUCTION DOCUMENTS
09/29/2014



ADDISON PEDESTRIAN CONNECTION
BELTWAY DRIVE LANDSCAPE AND HARDSCAPE CONSTRUCTION PACKAGE
BELTWAY AND PROTON ROAD LIGHTING IMPROVEMENTS

INDEX OF DOCUMENTS

L0.01	SHEET INDEX
L0.02	GENERAL NOTES, MATERIALS & LEGENDS
L0.03	OVERALL SITE PLAN
L1.01	DEMOLITION PLAN-LANDSCAPE
L1.02	DEMOLITION PLAN-LANDSCAPE
L1.03	DEMOLITION PLAN-LANDSCAPE
L2.01	LAYOUT PLAN
L2.02	LAYOUT PLAN
L2.02a	LAYOUT PLAN - SCULPTURE PLAZA
L2.02b	PLAZA PAVING, DRAINAGE, AND ELECTRICAL PLAN
L2.03	LAYOUT PLAN
L2.04	LAYOUT PLAN
L2.05	LAYOUT PLAN
~~L2.06~~	~~LAYOUT PLAN~~ DELETED
~~L2.07~~	~~LAYOUT PLAN~~ DELETED
L2.08	LAYOUT PLAN
L2.09	LAYOUT PLAN
L2.10	LAYOUT PLAN
L3.01	GRADING PLAN
L4.01	CORNER ENHANCEMENT DETAILS
L4.02	CORNER ENHANCEMENT DETAILS
L4.03	CORNER ENHANCEMENT DETAILS
L4.04	CORNER ENHANCEMENT DETAILS
L4.05	CORNER ENHANCEMENT DETAILS
L4.06	PAVEMENT DETAILS
L4.07	ELEVATED BOARDWALK DETAILS
L5.01	LANDSCAPE PLAN
L5.02	LANDSCAPE PLAN
L5.03	LANDSCAPE PLAN
L5.04	LANDSCAPE PLAN
L5.05	LANDSCAPE PLAN
L5.06	LANDSCAPE PLAN
L5.07	LANDSCAPE PLAN
L5.08	LANDSCAPE PLAN - RAIN GARDEN
L5.09	LANDSCAPE - PLANT LIST
L6.01	IRRIGATION PLAN
L6.02	IRRIGATION DETAILS
S1	STRUCTURAL
C1	GENERAL NOTES
C2	QUANTITIES
C3	MISCELLANEOUS DETAILS
C4	HORIZONTAL CONTROL PLAN
C5	TRAFFIC CONTROL PLAN
C6	TRAFFIC CONTROL
C7	TRAFFIC CONTROL
C8	EROSION CONTROL PLAN
C9	DEMOLITION PLAN - SHEET 1
C10	DEMOLITION PLAN - SHEET 2
C11	WATER & STORM SEWER
C12	WATER AND STORM SEWER
C13	PAVING PLAN - SHEET 1
C14	PAVING PLAN - SHEET 2
C15	STRIPING PLAN
C16	STRIPING PLAN
C17	DRIVEWAY PROFILES
C18	SIDEWALK PLAN
C19	SIDEWALK PLAN
C20	SIDEWALK PLAN
C21	SIDEWALK PLAN
C22	SIDEWALK PLAN
C23	PAVEMENT MARKINGS
C24	PROFILE MARKINGS
C25	PAVEMENT MARKINGS
C26	DETAILS
C27	DETAILS
C28	DETAILS
E0.01	ELECTRICAL POWER
E1.00	ELECTRICAL POWER
E1.01	ELECTRICAL POWER
E1.02	ELECTRICAL POWER
E1.03	ELECTRICAL POWER
E1.04	ELECTRICAL POWER
E1.05	ELECTRICAL POWER
E1.06	ELECTRICAL POWER
E1.07	ELECTRICAL POWER
E1.08	ELECTRICAL POWER
ED.01	LIGHTING PHOTOMETRICS
ED.02	LIGHTING PHOTOMETRICS
ED.03	LIGHTING PHOTOMETRICS
ED.04	LIGHTING PHOTOMETRICS
ED.05	LIGHTING PHOTOMETRICS
ED.06	LIGHTING PHOTOMETRICS
ED.07	LIGHTING PHOTOMETRICS
ED.08	LIGHTING PHOTOMETRICS

1807 Ross Ave,
Suite 333
Dallas, Texas 75201
214.871.0568 tel
214.871.1507 fax
mesadesigngroup.com

MESA

VICINITY MAP

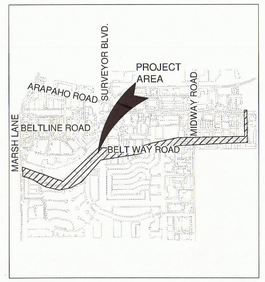

Project Name

Beltway Drive
Parkway Improvements
Addison, Texas
Project No: 14002

Issue Title

Construction Documents
Issue Date: 09.29.2014

Seal

9-29-14

This drawing and the design shown is the property of MESA Design Associates, known also as MESA. The reproduction, copying, or use of this drawing without the written consent of MESA is prohibited and any infringement will be subject to legal action. © Copyright 2012 MESA

Issue / Addenda / Revisions

Date	Description
06.25.2014	50% Review
07.31.2014	90% Review
09.29.2014	100% Bid Documents

Drawing Title

Sheet No.

L0.01