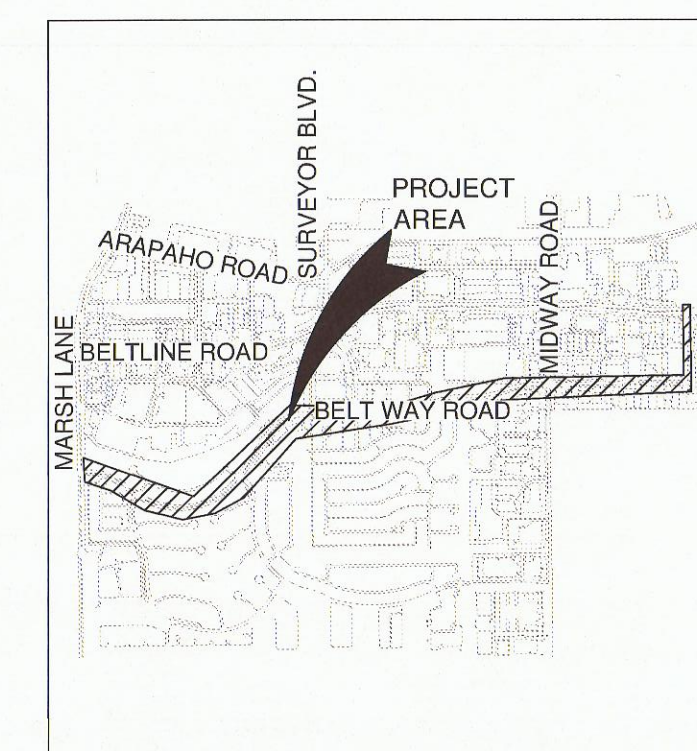


1807 Ross Ave,
Suite 333
Dallas, Texas 75201
214.871.0568 tel
214.871.1507 fax
mesadesigngroup.com



VICINITY MAP



Project Name

Beltway Drive
Parkway Improvements
Addison, Texas
Project No: 14002

Issue Title

Construction Documents

Issue Date: 09.29.2014

Seal



This drawing and the design shown is the property of MESA Design Associates, known also as MESA. The reproduction, copying, or use of this drawing without the written consent of MESA is prohibited and any infringement will be subject to legal action. © Copyright 2012 MESA

Issue / Addenda / Revisions

Date	Description
06.25.2014	50% Review
07.31.2014	90% Review
09.29.2014	100% Bid Documents

Drawing Title

Layout Plan

Sheet No.

L2.09

NOTES: PEDESTRIAN CROSSING

BASE BID SHALL INCLUDE THE FOLLOWING:

1. POWER WASH AND CLEAN EXISTING CONCRETE ACCORDING TO MANUFACTURER'S RECOMMENDATIONS
2. SAW CUT CONCRETE AS NOTED ON PLAN DETAIL THIS SEET
3. APPLY CHEMICAL STAIN AS DESCRIBED ON PLAN DETAIL THIS SHEET

ADD ALTERNATE:

1. SAW CUT, REMOVE AND DISPOSE OF EXISTING CONCRETE PER CIVIL ENGINEER'S TRAFFIC SAFETY PLAN AND SPECIFICATIONS
2. PLACE AND FINISH INTEGRAL COLORED CONCRETE AS DESCRIBED ON PLAN THIS SHEET AND PER TOWN OF ADDISON STANDARD CONSTRUCTION DETAILS
3. APPLY COLOR WAX CURING COMPOUND PER MANUFACTURER'S SPECIFICATIONS

NOTE: SAW CUT ALL JOINTS SHOWN TO DEMARCAT CROSSING, NO OVERLAPS ARE ACCEPTABLE. DO NOT CUT CURBS. SAW CUTS 1/4" TO 1/2" MAX. ALL JOINTS TO BE CHALKED IN THE FIELD FOR APPROVAL BY LANDSCAPE ARCHITECT AND TOWN OF ADDISON PRIOR TO CUTTING. CONTACT MICHAEL KASHUBA, TOWN OF ADDISON LANDSCAPE ARCHITECT: 972.450.2831. CONTRACTOR IS RESPONSIBLE FOR ALL AREAS DISTURBED DURING CONSTRUCTION, WHETHER DEPICTED IN PLANS OR NOT. CONTRACTOR IS RESPONSIBLE FOR LOCATING AND PROTECTING ALL UTILITIES IN WORK AREA. SEE GENERAL NOTE #2. CONTRACTOR TO NOTIFY 1-800-DIGTESS PRIOR TO ANY EXCAVATION

NOTE:
REFER TO CIVIL PLANS FOR ALL CROSSWALKS AND ACCESS RAMPS. LANDSCAPE PLANS DESCRIBE FINISHES ONLY

NOTE:
FIELD VERIFY ALL LOCATIONS

CONCRETE PRODUCTS

C-1 STANDARD CONCRETE PAVING

MANUFACTURER: LOCAL
PRODUCT: STANDARD GRAY CONCRETE; 3000 PSI; LIGHT BROOM FINISH

BASE BID:

C-2 STAINED CONCRETE PAVING

SUPPLIER: SCOFIELD LITHOCHROME CHEMSTAIN. COLOR TO BE SELECTED AFTER MOCK-UP SAMPLES. COLOR SUGGESTED: CS-14 "DARK WALNUT." APPLY PER MANUFACTURER'S SPECIFICATIONS. LOCAL SCOFIELD REP. JIM ORELLA 972.839.3730.

C-3 STAINED ACCENT BAND CONCRETE PAVING

SUPPLIER: SCOFIELD LITHOCHROME CHEMSTAIN. COLOR TO BE SELECTED AFTER MOCK-UP SAMPLES. COLOR SUGGESTED: CS-15 "ANTIQU AMBER." APPLY PER MANUFACTURER'S SPECIFICATIONS. LOCAL SCOFIELD REP. JIM ORELLA 972.839.3730.

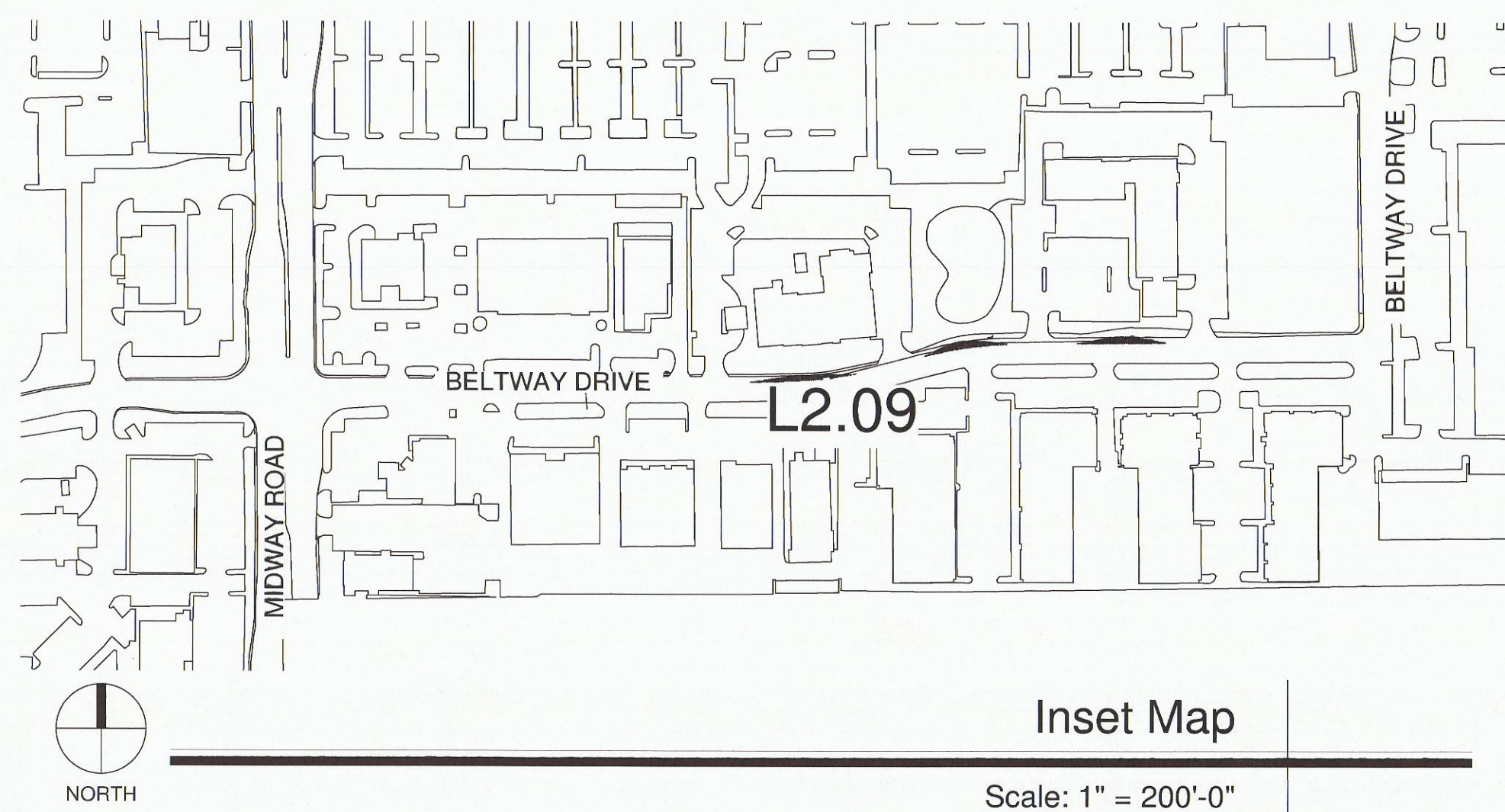
ADD ALTERNATE:

C-4 INTEGRAL COLORED CONCRETE PAVING

MANUFACTURER: LOCAL
PRODUCT: INTEGRAL COLORED 8" THICK CONCRETE; SCOFIELD INTEGRAL COLOR TO BE SELECTED AFTER MOCK-UP SAMPLES. FOLLOWED BY SCOFIELD LITHOCHROME COLORWAX. COLOR SUGGESTED: SG677-4 "ROAST CHESTNUT." APPLY PER MANUFACTURER'S SPECIFICATIONS. LOCAL SCOFIELD REP. JIM ORELLA 972.839.3730. REFERENCE TOWN OF ADDISON STANDARD DETAILS FOR CONSTRUCTION.

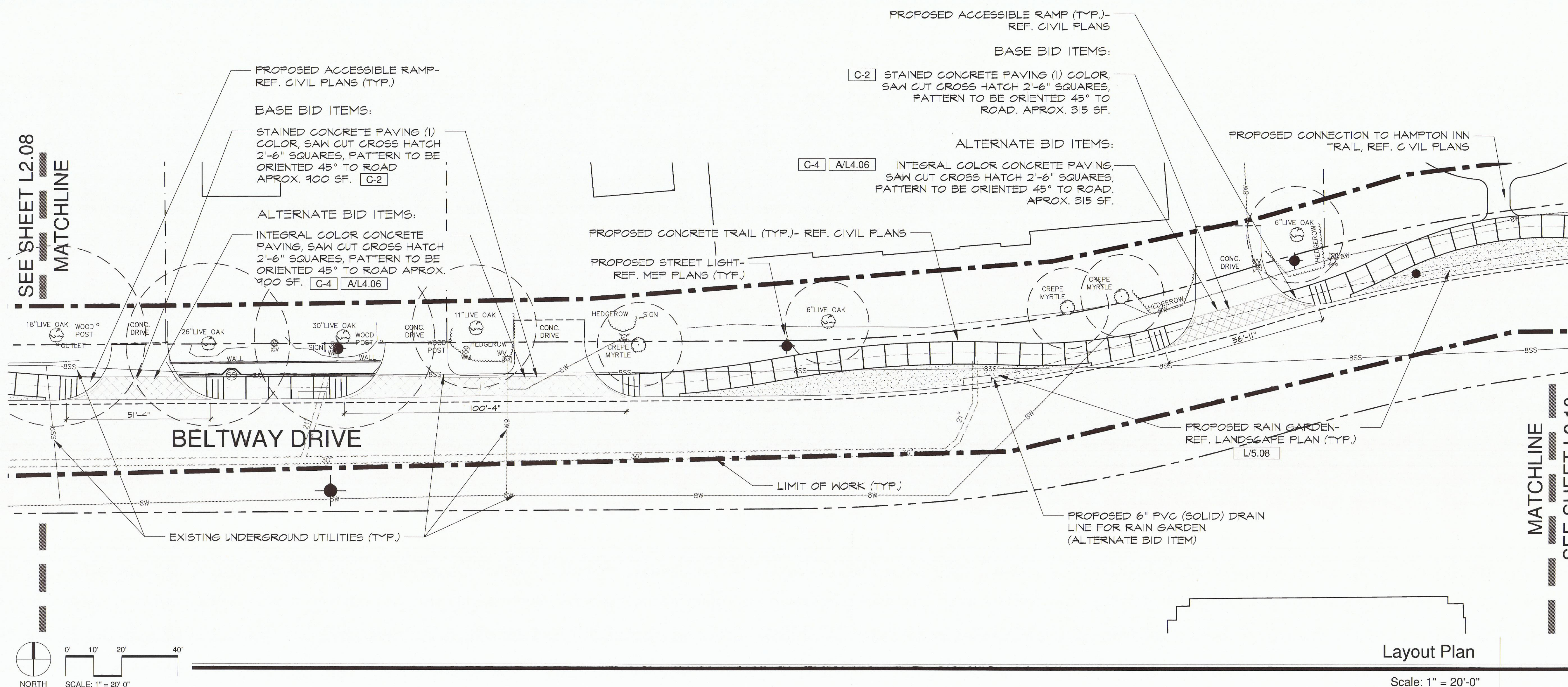
C-5 INTEGRAL COLORED ACCENT BAND CONCRETE PAVING

MANUFACTURER: LOCAL
PRODUCT: INTEGRAL COLOR 8" THICK CONCRETE; SCOFIELD INTEGRAL COLOR TO BE SELECTED AFTER MOCK-UP SAMPLES. FOLLOWED BY SCOFIELD LITHOCHROME COLORWAX. COLOR SUGGESTED: SG447-2 "SCHOONER BEIGE." APPLY PER MANUFACTURER'S SPECIFICATIONS. LOCAL SCOFIELD REP. JIM ORELLA 972.839.3730. REFERENCE TOWN OF ADDISON STANDARD DETAILS FOR CONSTRUCTION.



Inset Map

Scale: 1" = 200'-0"



Layout Plan

Scale: 1" = 20'-0"