

- NOTES:
1. FOR CONSTRUCTION JOINT DETAILS SEE DRAWING NO. P-11.
 2. FOR EXPANSION JOINT DETAILS SEE DRAWING NO. P-12.

GENERAL DESIGN STANDARDS PAVING DETAILS

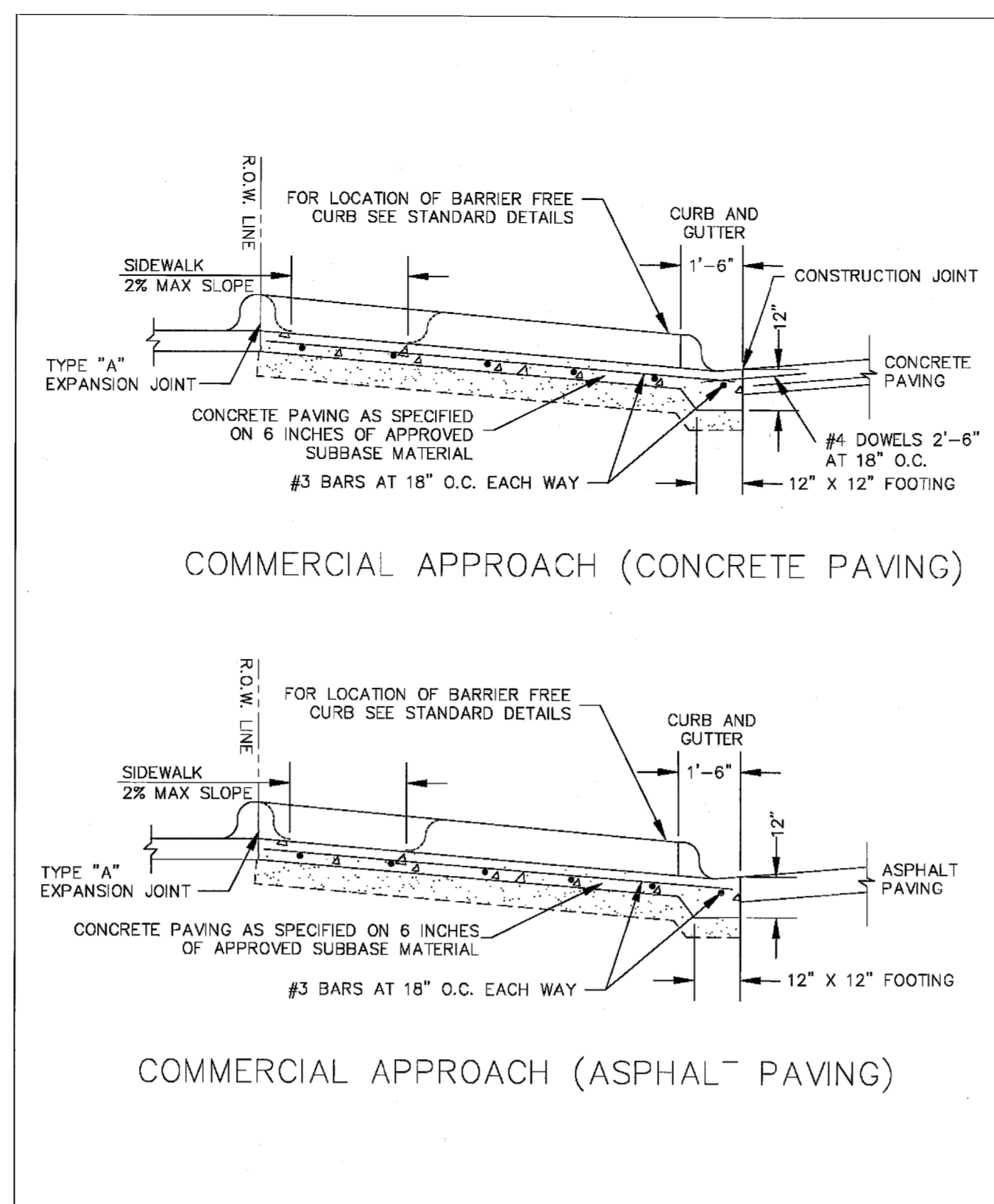
SCALE: N.T.S. DATE: 1/2006
SHEET NUMBER: 1 OF 2 SHEETS

P-15

COMMERCIAL DRIVEWAY APPROACH PLAN VIEW

CARROLLTON ENGINEERING DEPARTMENT

1845 E. JACKSON ROAD CARROLLTON, TEXAS 75008 WWW.C.CARROLLTON.TX.US (972)466-3200



GENERAL DESIGN STANDARDS PAVING DETAILS

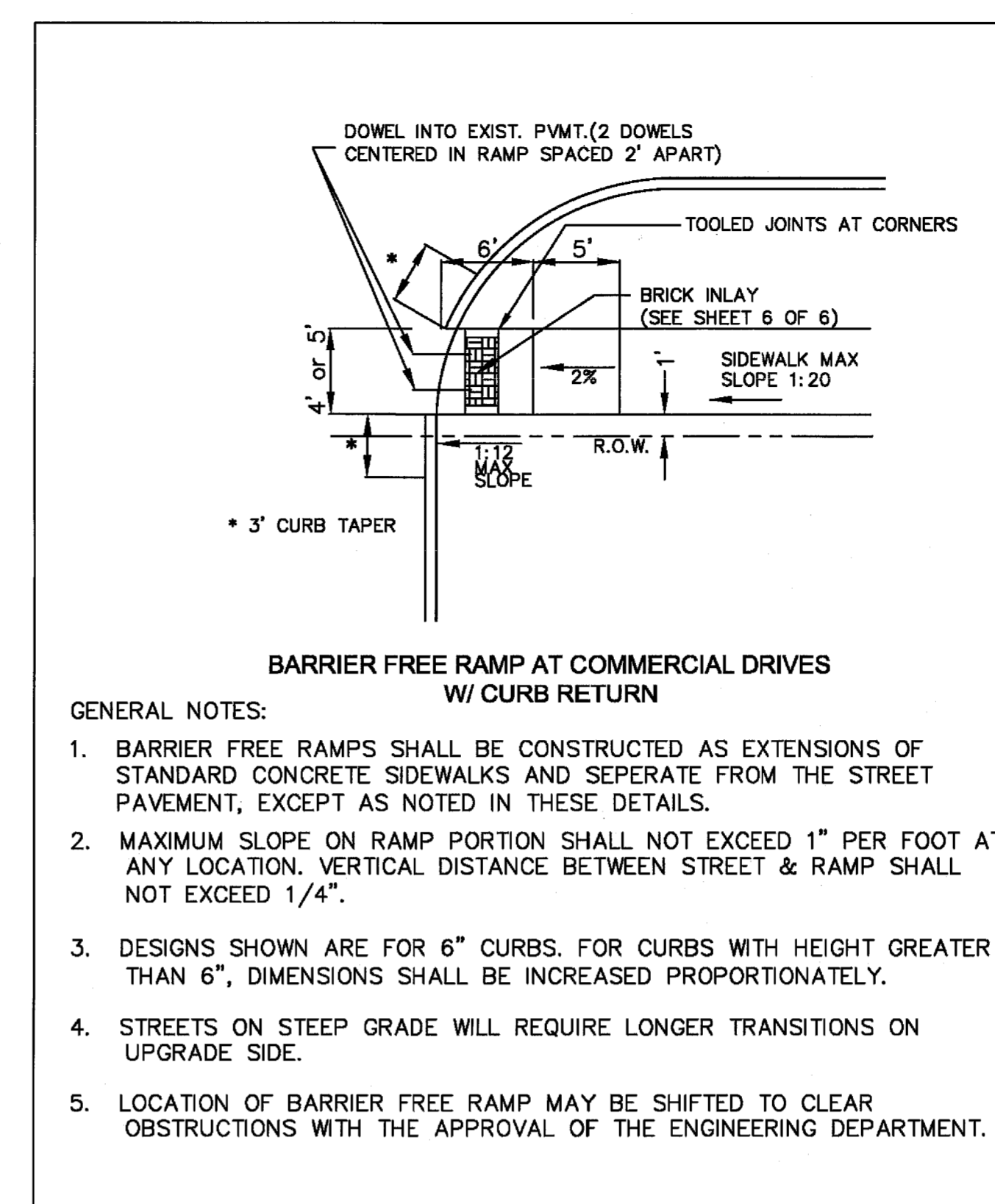
SCALE: N.T.S. DATE: 1/2006
SHEET NUMBER: 2 OF 2 SHEETS

P-15

COMMERCIAL DRIVEWAY APPROACH CROSS SECTIONS

CARROLLTON ENGINEERING DEPARTMENT

1845 E. JACKSON ROAD CARROLLTON, TEXAS 75008 WWW.C.CARROLLTON.TX.US (972)466-3200



- BARRIER FREE RAMP AT COMMERCIAL DRIVES W/ CURB RETURN**
- GENERAL NOTES:
1. BARRIER FREE RAMPS SHALL BE CONSTRUCTED AS EXTENSIONS OF STANDARD CONCRETE SIDEWALKS AND SEPERATE FROM THE STREET PAVEMENT, EXCEPT AS NOTED IN THESE DETAILS.
 2. MAXIMUM SLOPE ON RAMP PORTION SHALL NOT EXCEED 1" PER FOOT AT ANY LOCATION. VERTICAL DISTANCE BETWEEN STREET & RAMP SHALL NOT EXCEED 1/4".
 3. DESIGNS SHOWN ARE FOR 6" CURBS. FOR CURBS WITH HEIGHT GREATER THAN 6", DIMENSIONS SHALL BE INCREASED PROPORTIONATELY.
 4. STREETS ON STEEP GRADE WILL REQUIRE LONGER TRANSITIONS ON UPGRADE SIDE.
 5. LOCATION OF BARRIER FREE RAMP MAY BE SHIFTED TO CLEAR OBSTRUCTIONS WITH THE APPROVAL OF THE ENGINEERING DEPARTMENT.

GENERAL DESIGN STANDARDS PAVING DETAILS

SCALE: N.T.S. DATE: 1/2007
SHEET NUMBER: 5 OF 6 SHEETS

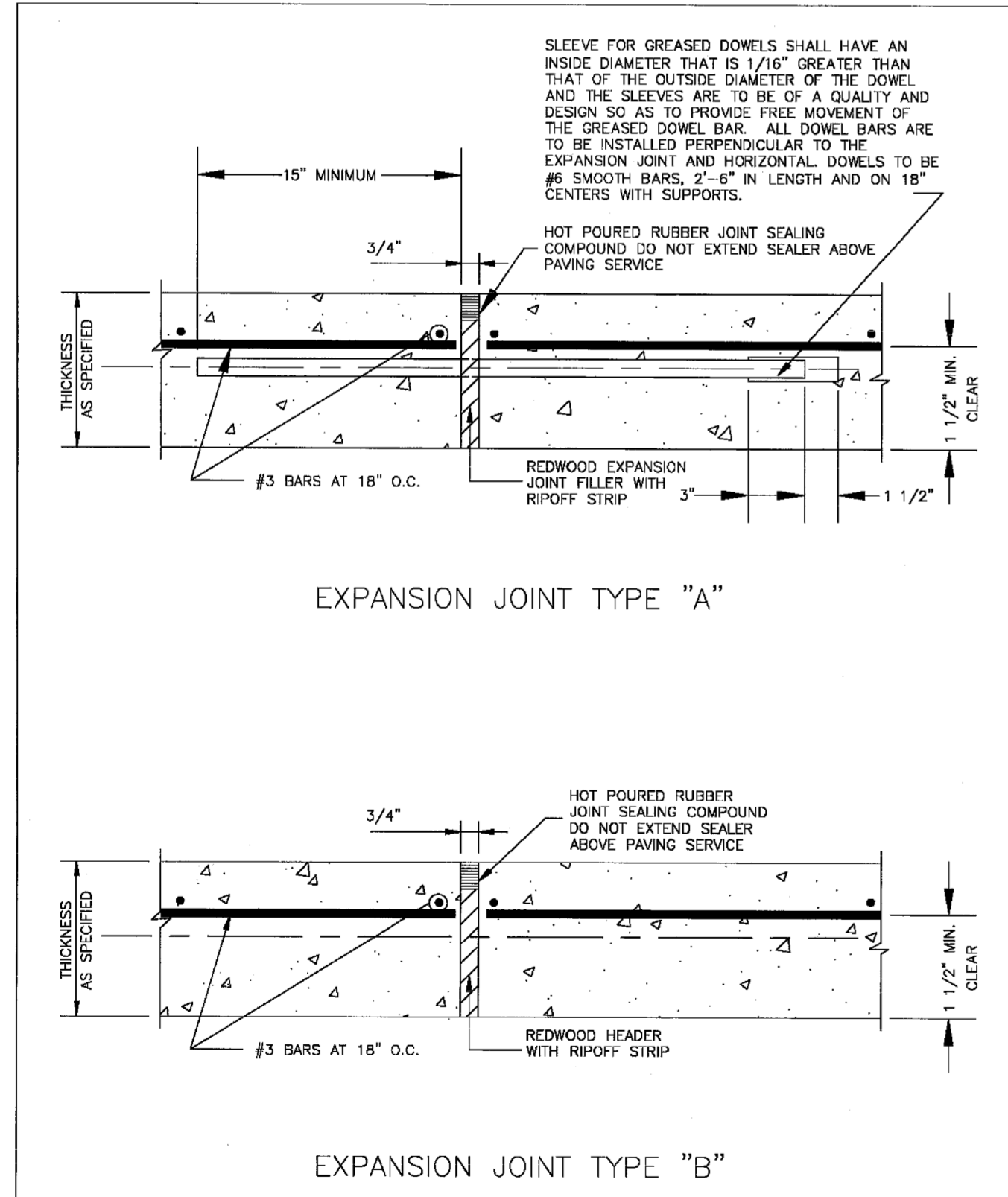
P-18

BARRIER FREE RAMP DETAILS

CARROLLTON ENGINEERING DEPARTMENT

1845 E. JACKSON ROAD CARROLLTON, TEXAS 75008 WWW.C.CARROLLTON.TX.US (972)466-3200

DETAILS CONTAINED ON THIS SHEET ARE INTENDED FOR THE PROPOSED DRIVEWAY CONNECTION TO MIDWAY ROAD AND PROPOSED CONSTRUCTION WITHIN THE CITY OF CARROLLTON RIGHT-OF-WAY ONLY!



GENERAL DESIGN STANDARDS PAVING DETAILS

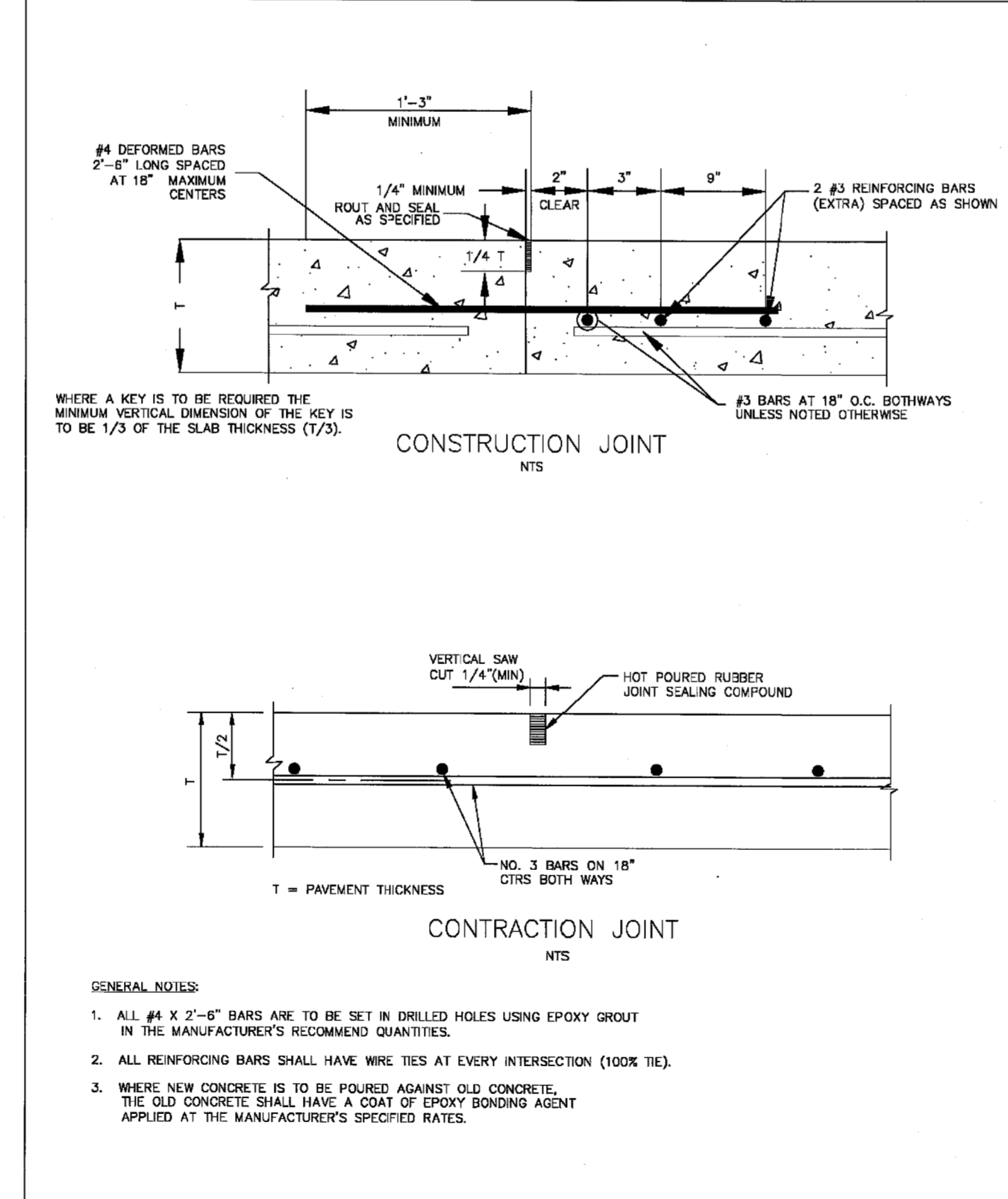
SCALE: N.T.S. DATE: 1/2004
SHEET NUMBER: 1 OF 1 SHEETS

P-12

EXPANSION JOINT DETAILS

CARROLLTON ENGINEERING DEPARTMENT

1845 E. JACKSON ROAD CARROLLTON, TEXAS 75008 WWW.C.CARROLLTON.TX.US (972)466-3200



GENERAL DESIGN STANDARDS PAVING DETAILS

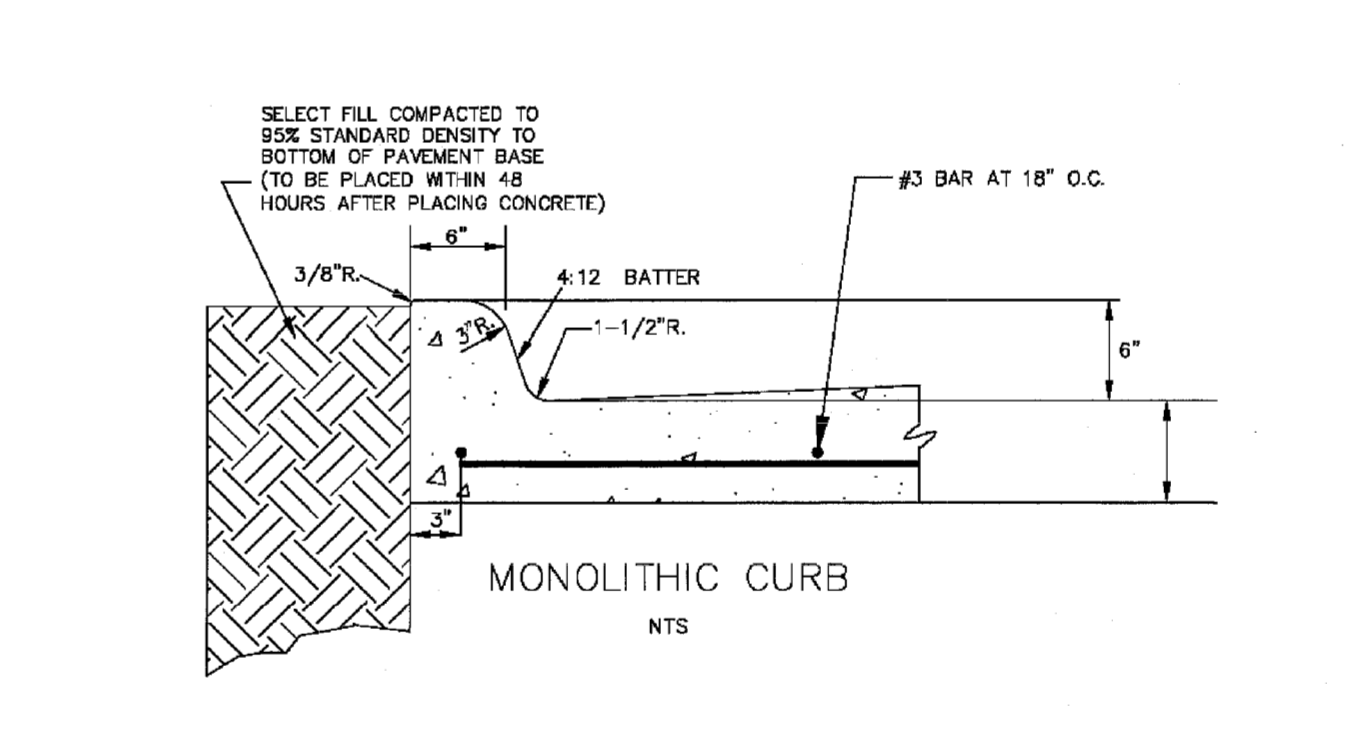
SCALE: N.T.S. DATE: 1/2004
SHEET NUMBER: 1 OF 1 SHEETS

P-11

CONSTRUCTION AND CONTRACTION JOINT DETAILS

CARROLLTON ENGINEERING DEPARTMENT

1845 E. JACKSON ROAD CARROLLTON, TEXAS 75008 WWW.C.CARROLLTON.TX.US (972)466-3200



GENERAL DESIGN STANDARDS PAVING DETAILS

SCALE: N.T.S. DATE: 1/2004
SHEET NUMBER: 1 OF 1 SHEETS

P-9

CURB DETAILS

CARROLLTON ENGINEERING DEPARTMENT

1845 E. JACKSON ROAD CARROLLTON, TEXAS 75008 WWW.C.CARROLLTON.TX.US (972)466-3200



OWNER & DEVELOPER

S & B INVESTMENTS
P.O. BOX 700008
DALLAS, TEXAS 75370
PHONE: 972.735.8855
FAX: 972.735.8896
CONTACT: VICTOR A. SAHM, JR.

5	Revised per City of Carrollton/Released for Construction	CAC	06/01/09
4	Revised per the TOWN OF ADDISON	CAC	05/07/09
3	Revised per the TOWN OF ADDISON	CAC	04/24/09
2	Revised per the TOWN OF ADDISON	CAC	04/02/09
1	Submitted to the TOWN OF ADDISON	CAC	01/28/09
NO.	REVISIONS NUMBER	BY	DATE

PEAK XV ENGINEERING GROUP, INC.
4009 CLIPPER COURT
PLANO, TX 75023-5609
PHONE 469.261.6840
FAX 972.986.7121
www.peakxv.com

RELEASED ON 06/01/09 FOR CONSTRUCTION

Cecil A. Cheshier
92874
LICENSED PROFESSIONAL ENGINEER

THE SEAL APPEARING ON THIS DOCUMENT WAS AUTHORIZED BY
CECIL A. CHESHER, P.E. #92874

CARROLLTON DRIVEWAY CONST. DETAILS

(LOT 2, BLOCK A) RE-PLAT OF

BELTWOOD NORTH - AIRPORT ADDITION

TOWN OF ADDISON, DALLAS COUNTY, TEXAS

JOB NUMBER: 18-0701
SHEET NUMBER: C9.5