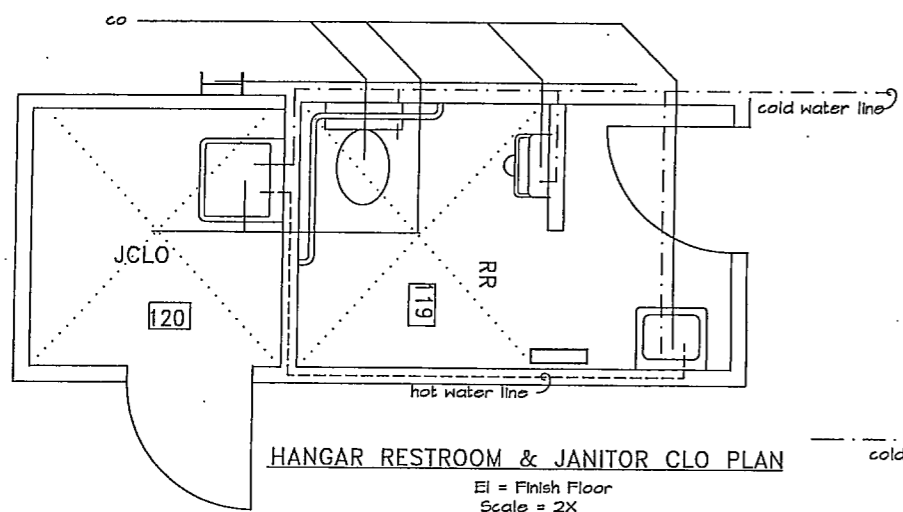
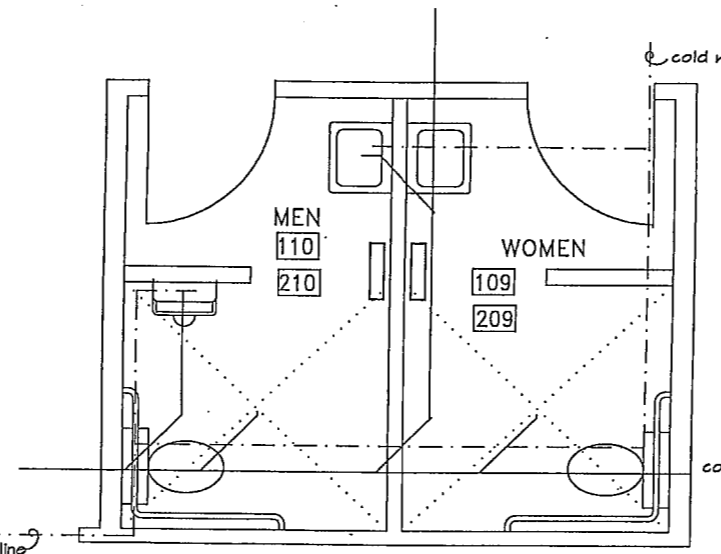


FIRST FLOOR PLAN
 (SECOND FLOOR OFFICE RESTROOMS PLUMBING IS SIMILAR)
 El = Finish Floor

*NOTE: OCCUPANCY SEPARATION
 WALL REQD BETWEEN HANGAR
 & OFFICE. OPENINGS SHALL BE
 PROTECTED AS REQD PER 1997 IBC.
 SUBMIT REMAINDER OF PLANS
 BEFORE CONSTRUCTION. (18)
 1. Elec
 2. Mech
 3. Floor Plan*



HANGAR RESTROOM & JANITOR CLO PLAN
 El = Finish Floor
 Scale = 2X




OFFICE RESTROOMS PLAN
 El = Finish Floor & Second Floor
 Scale = 2X

NOTE: All plumbing work is to be done in accordance with UBC and all local codes.
 All plumbing work is to be performed by qualified craftsmen.
 All plumbing components are to be new and fully functional.
 All plumbing work is to be coordinated with the structural, HVAC, painter's, etc. work.
 These drawings reflect the basic intent of the project, however, if in doubt,
 contact the supervisor on this project for verification of the required outcome.
 All plumbing components and labor shall be guaranteed for a minimum of one year.

NOTE: Plumbing Lines are shown schematic only
 Lines are to be field located for ease of piping and maintenance.
 All floor drains shall have trap primer.
 AC condensate lines shall run into a 2" (min) deep trap or into bldg. side faucet trap.
 Restrooms to have undersink wall mounted instant hot water heater.
 Install additional clean outs as needed.
 All floor drains shall have non corrosive metal cover.
 All underground piping is to be pressure tested prior to pouring concrete.
 All trenches for underground piping are to be properly backfilled.

ADDISON EXPRESS
 HANGER ADDITION
 4500 Claire Chennault
 Addison, Texas



OFFICE AREA
 PLUMBING PLAN
 Scale 1/4" = 1'-0"

WECO ENGINEERING CO
 406 Erie Street
 Cleburne, Texas 76031
 (817) 645-1160

REV.	DATE	DESCRIPTION

DWG NO. addisonP
P-1
 DATE: 06-22-00