

e:\94010.2\12\sh\t\abtcmt03.001
14 AUG 97
DART.TBL
\$(USER)

0000-109 ON DMD

GENERAL

SHEET No.	DWG. No.	SHEET TITLE
1	GC1-0001	COVER SHEET
2	GC1-0002	TITLE SHEET & GENERAL AREA MAPS
3	GC1-0003	INDEX SHEET
4	GC1-0004	GENERAL NOTES

CIVIL

SHEET No.	DWG. No.	SHEET TITLE
5	CS1-0007	CIVIL STANDARDS - ABBREVIATIONS
6	GC1-0005	CIVIL STANDARDS - SYMBOLS
7	RC1-0001	BOUNDARY TOPOGRAPHIC PLAN
8	RC1-0002	SURVEY MONUMENT CONTROL
9	RC2-0001	EXISTING TOPOGRAPHIC PLAN
10	CC7-0001	DEMOLITION PLAN
11	CC5-0001	SITE PLAN
12	CC2-0001	HORIZONTAL CONTROL PLAN
13	CC2-0002	HORIZONTAL CONTROL TABLE
14	CC2-0003	PAVING DIMENSIONS
15	CC2-0004	PAVING DIMENSIONS
16	CC5-0013	DRAINAGE AREA MAP
17	CC5-0002	DRAINAGE AND GRADING PLAN
18	CC2-0005	STORM SEWER PROFILES
19	CC6-0001	INLET DETAILS
20	CS6-0054	CIVIL STANDARD MANHOLE COVER DETAILS, STORM SEWER PIPE EMBEDMENT AND CONNECTION DETAILS
21	CC5-0003	PAVING PLAN
22	CC5-0004	PAVEMENT JOINT LAYOUT
23	CC6-0002	PAVING & WALK DETAILS
24	CC6-0003	TYPICAL SECTIONS
25	CC6-0004	PAVEMENT SECTIONS
26	CC5-0005	PAVEMENT MARKING AND SIGNING PLAN
27	CC1-0001	SIGN TYPES S3.10 - S3.56 TRAFFIC CONTROL SIGNS DETAILS
28	CC1-0002	SIGNS- DETAILS (DELETED)
28A	AS9-0023	SIGNS- DETAILS TYPE S3.10-S3.23 TRAFFIC CONTROL SIGNS ELEVATIONS, DETAILS, SECTIONS
29	AS9-0024	SIGNS- DETAILS TYPE S3.50-S3.56 TRAFFIC CONTROL SIGNS ELEVATIONS, DETAILS, SECTIONS
30	AC9-0003	SIGNS- DETAILS TYPE S7.1 FACILITY BUS STOP SIGN ELEVATIONS, DETAILS, SECTIONS
31	CS1-0005	STANDARD GENERAL NOTES, ABBREVIATIONS, AND SYMBOLS
32	UC2-0001	EXISTING UTILITIES LAYOUT
33	UC3-0001	UTILITY MODIFICATION PLAN
34	UC3-0002	WATER/WASTEWATER PLAN
35	UC1-0001	UTILITY STANDARD DETAILS
36	OC2-0001	SWPPP GENERAL NOTES
37	OC2-0002	SWPPP DEVICE LAYOUT PLAN
38	OC2-0003	SWPPP STANDARD DETAILS

LANDSCAPE ARCHITECTURE

SHEET No.	DWG. No.	SHEET TITLE
39	CC5-0006	FINE GRADING PLAN
40	CC5-0007	HARDSCAPE LAYOUT PLAN
41	CC5-0008	PLATFORM LAYOUT PLAN
42	CC5-0009	HARDSCAPE ENLARGEMENT
43	CC5-0010	HARDSCAPE ENLARGEMENT
44	CC5-0011	PLANTING PLAN
45	CC5-0012	IRRIGATION PLAN
46	CC5-0014	IRRIGATION PLAN
47	LC2-0001	HARDSCAPE DETAILS
48	LC2-0002	HARDSCAPE DETAILS
49	LC2-0003	PLANTING DETAILS
50	LC2-0004	PLANTING DETAILS
51	LC2-0005	IRRIGATION DETAILS

ARCHITECTURAL

SHEET No.	DWG. No.	SHEET TITLE
52	AC1-0001	ARCHITECTURAL SYMBOLS & ABBREVIATION
53	AC2-0001	CANOPY PLANS & ELEVATIONS
54	AC2-0002	CANOPY WINDSCREEN ELEVATION & DETAILS
55	AC2-0003	CANOPY DETAILS
56	AC2-0004	ENCLOSURE FLOOR PLAN
57	AC2-0005	ENCLOSURE ROOF PLAN
58	AC2-0006	ENCLOSURE REFLECTED CEILING PLAN
59	AC2-0007	ENCLOSURE ELEVATIONS
60	AC2-0008	ENCLOSURE FLOOR PATTERN PLAN
61	AC2-0009	ENCLOSURE SECTION & DETAILS
62	AC2-0010	DOOR FINISH SCHEDULE WITH DETAILS
63	AC2-0011	DOOR & WINDOW DETAILS
64	AC2-0012	INTERIOR ELEVATIONS & GATE DETAILS
65	AC2-0013	ENCLOSURE WALL SECTIONS & DETAILS
66	AC2-0014	ENCLOSURE WALL SECTIONS & DETAILS
67	AC2-0015	ENCLOSURE DETAILS
68	AC2-0016	ENCLOSURE DETAILS
69	AC2-0017	ENCLOSURE DETAILS
70	AC9-0001	SITE SIGNAGE & GRAPHICS
71	AC9-0002	ARBOR PLANS & ELEVATIONS

STRUCTURAL

SHEET No.	DWG. No.	SHEET TITLE
72	SC1-0001	STRUCTURAL STANDARDS-ABBREV. & SYMBOLS
73	SC1-0002	STRUCTURAL GENERAL NOTES
74	SC1-0003	ENCLOSURE FOUNDATION PLAN
75	SC1-0004	ENCLOSURE FOUNDATION DETAILS
76	SC1-0005	ENCLOSURE ROOF FRAMING PLAN
77	SC1-0006	ENCLOSURE ROOF SECTIONS
78	SC1-0007	ENCLOSURE STEEL DETAILS
79	SC1-0008	CANOPY FOUNDATION & FRAMING PLAN
80	SC1-0009	CANOPY WINDSCREEN DETAILS
81	SC1-0010	SIGN, LIGHTPOLE AND MISC.SUPPORT DETAILS

MECHANICAL

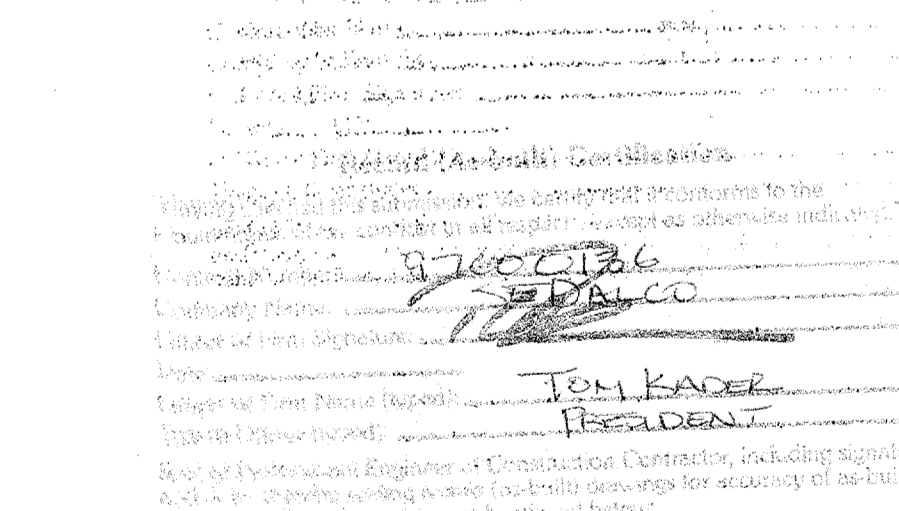
SHEET No.	DWG. No.	SHEET TITLE
82	MC1-0001	MECHANICAL STANDARDS ABBREVS. & SYMBOLS,
83	MC2-0001	ENCLOSURE HVAC FLOOR PLAN
84	MC2-0002	HVAC SCHEDULES & DETAILS
85	MC2-0003	HVAC DETAILS
86	MC2-0004	HVAC DETAILS

PLUMBING

SHEET No.	DWG. No.	SHEET TITLE
87	PC1-0001	PLUMBING STANDARDS, ABBREVS. & SYMBOLS
88	PC2-0001	ENCLOSURE PLUMBING FLOOR PLAN
89	PC2-0002	PLUMBING SCHEDULE & DETAILS
90	PC2-0003	PLUMBING DETAILS

ELECTRICAL

SHEET No.	DWG. No.	SHEET TITLE
91	EC1-0001	ABBREVIATIONS AND SYMBOLS - ELECTRICAL
92	EC2-0001	SITE ELECTRICAL PLAN
93	EC2-0002	ENCLOSURE LIGHTING PLAN
94	EC2-0003	ENCLOSURE POWER PLAN
95	EC2-0004	SCHEDULES, DETAILS AND RISER DIAGRAMS


7-7-99

TOM KADEL
 PRESIDENT

CONFORMED



CONTRACT SHEET No. 3 OF 95

**ADDISON
TRANSIT CENTER
INDEX SHEET**

REV	DATE	DESCRIPTION	BY	ENG	CHK	APP	REV	DATE	DESCRIPTION	BY	ENG	CHK	APP
△							△						
△							△						
△							△						
△							△						
△							△						
△							△						



WENDY LOPEZ & ASSOC.
 LOCKWOOD, ANDREWS & NEWMAN
 THE SWA GROUP
 GERARD & ASSOCIATES
 ZAXON



SCALE	N.T.S.
DRAWN	D. KRUCIAK
DESIGNED	P. ZHAO
CHECKED	V. STEVENS
IN CHARGE	V. STEVENS
DATE	14 AUG. 1997

CONTRACT C-97000136 DWG No. GC1-0003 REV 0