
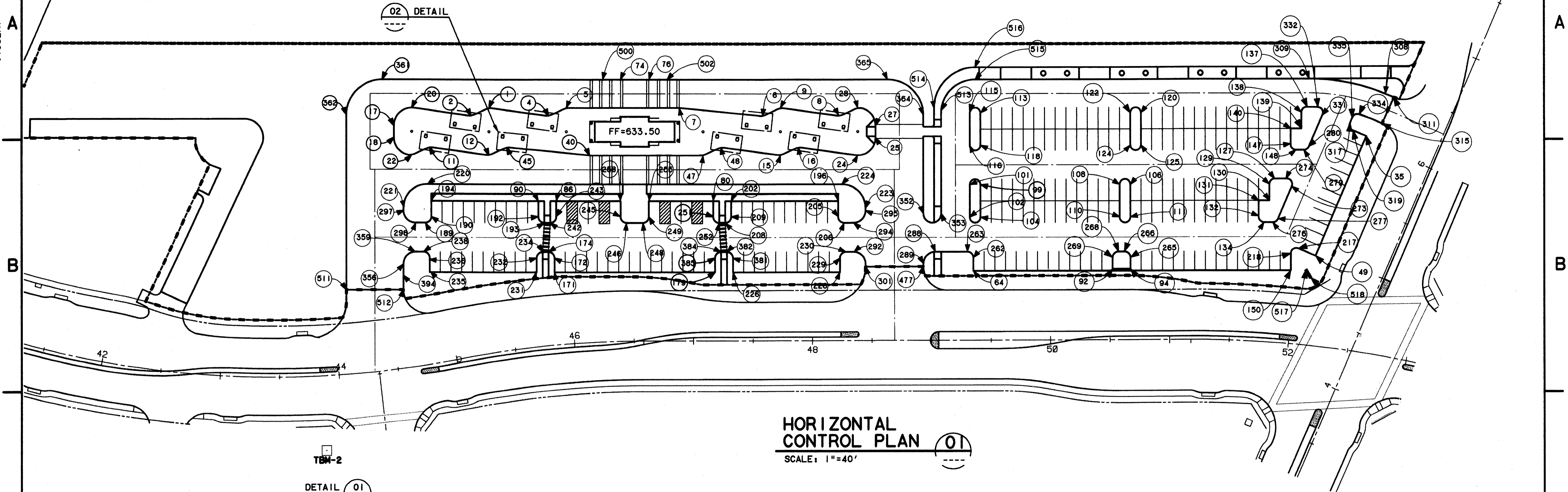


e:\94010.2\12\sh\t\ab\cha02.040
 14 AUG 97
 DART.TBL
 \$(USER)

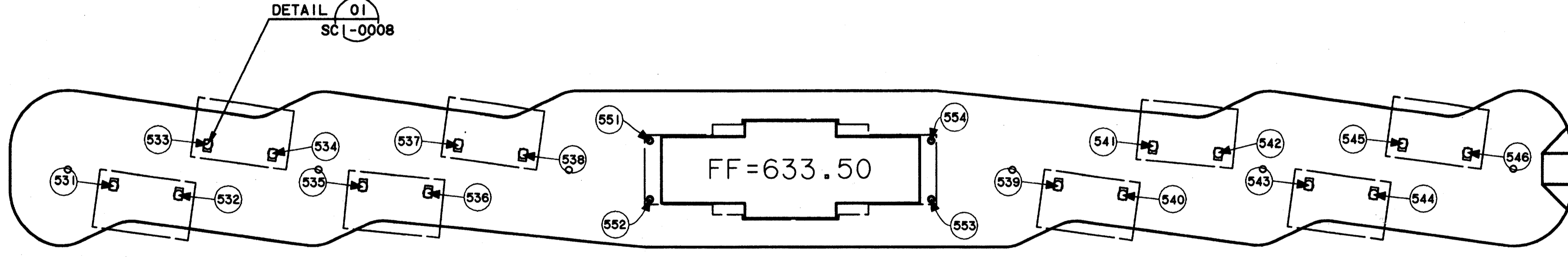
1000-200 • ON 9AD



SCALE (IN FEET)
 0 20 40 80



HORIZONTAL CONTROL PLAN (01)
 SCALE: 1"=40'



PEDESTRAIN PLATFORM (02)
 SCALE: 1"=20'


Received (As-Built) Control Points
 Having checked the submittal, we certify that the control points shown on this plan meet the requirements of the contract in all respects.
 Contract Number: 24050126
 Drawing Name: 7/27/97
 Engineer of Firm Signature: [Signature]
 Title: [Title]
 Office of Firm Name (Print): JCM KADER
 Title of Engineer (Print): [Title]
 Survey of Work and/or Review of Construction Contract: [Text]
 and data, that is, to verify the existing conditions for the proposed project and to certify in separate sheets, under the project below.

CONFORMED

- NOTE:
1. REFER TO DWG. CC2-0002 FOR COORDINATE TABLE.
 2. A POINT TO THE CENTER OF A CURVE REFERS TO A POINT OF INTERSECTION.
 3. REFER TO CC6-0002 FOR THE CURVE POINT OF INTERSECTION.
 4. REFER TO RC1-0002 FOR THE EXIST. SURVEY MONUMENTS TO ESTABLISH FACILITIES LAYOUT.


CONTRACT SHEET No. 12 OF 95

REV	DATE	DESCRIPTION	BY	ENG	CHK	APP	REV	DATE	DESCRIPTION	BY	ENG	CHK	APP
△							△						
△							△						
△							△						
△							△						
△							△						



WENDY LOPEZ & ASSOC.
 LOCKWOOD, ANDREWS & NEWMAN
 THE SWA GROUP
 GERARD & ASSOCIATES
 ZAXON

WLA
 WENDY LOPEZ & ASSOCIATES, INC.
 ENGINEERING • SURVEYING • CONSTRUCTION SERVICES
 105 MARKET CENTER BLVD. - SUITE 200
 DALLAS, TEXAS 75207
 (214) 741-7777



SCALE 1"=40'
 DRAWN D. KRUCIAK
 DESIGNED P. ZHAO
 CHECKED V. STEVENS
 IN CHARGE V. STEVENS
 DATE 14 AUG. 1997

ADDISON TRANSIT CENTER
 HORIZONTAL CONTROL PLAN

CONTRACT C-97000136 DWG No. CC2-0001 REV 0