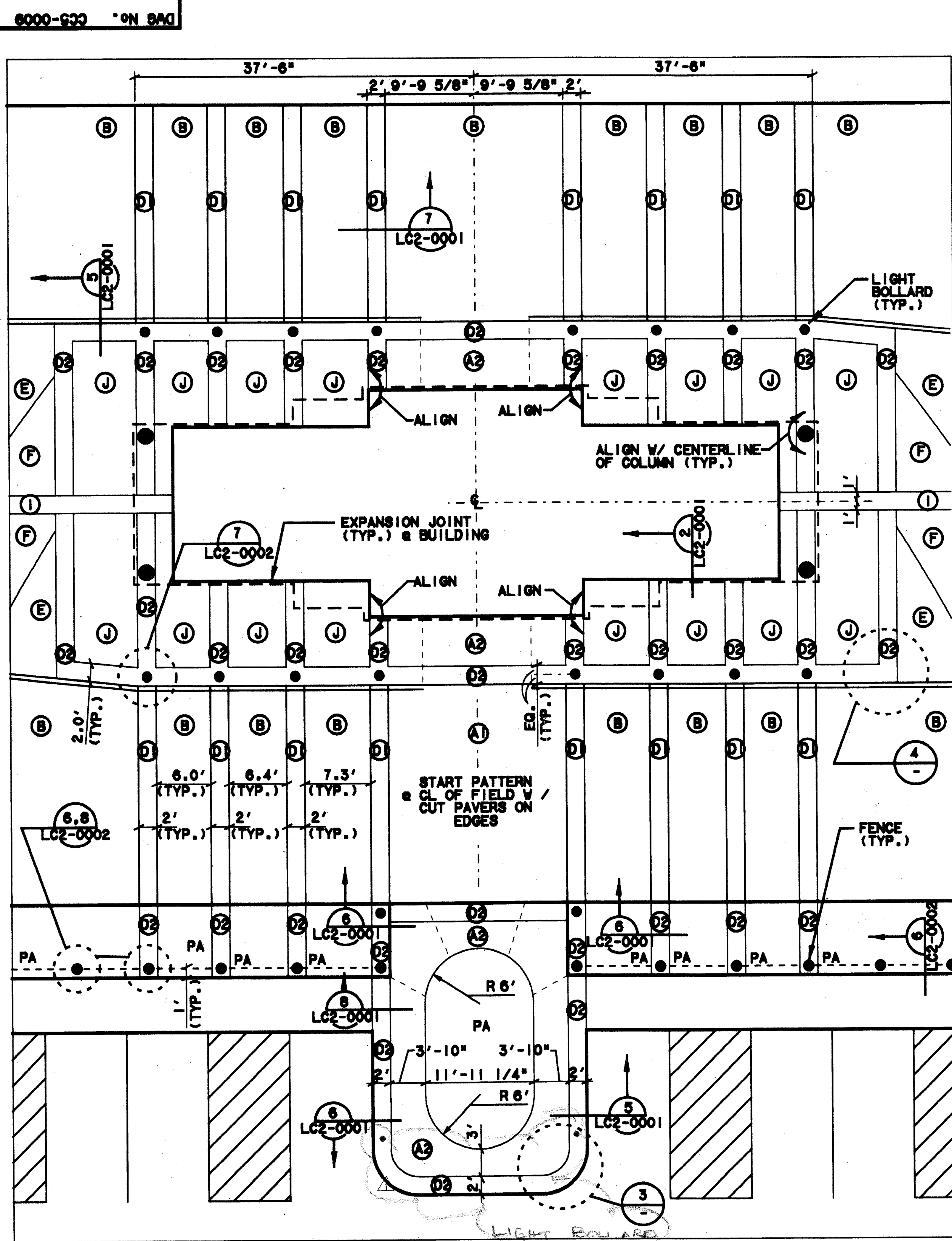
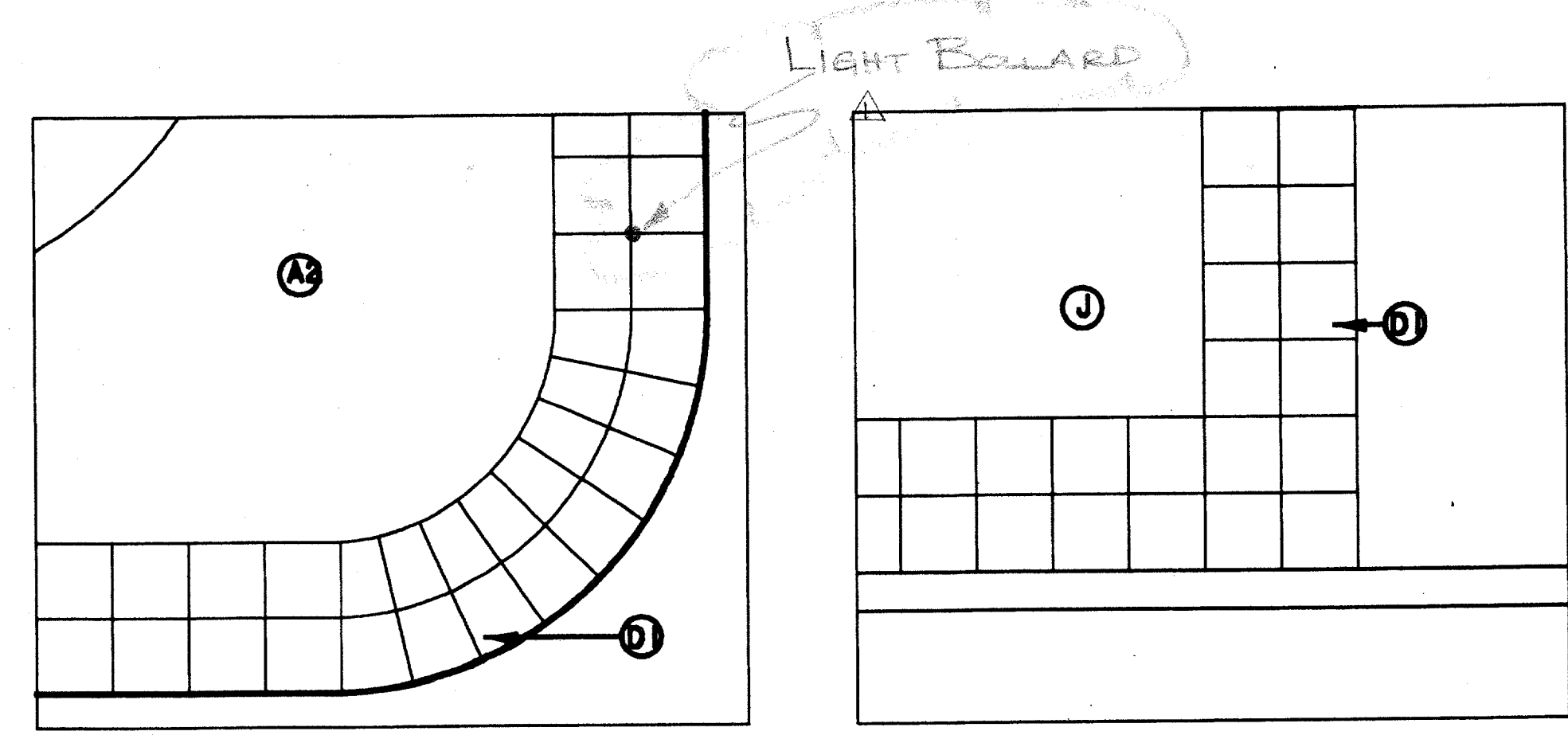


\$\$\$SYTIME\$\$\$\$\$
 \$\$\$PRF\$\$\$
 \$\$\$USERNAME\$\$\$
 \$\$\$ROT\$\$\$
 \$\$\$PENS\$\$\$
 \$\$\$FILE6\$\$\$
 \$\$\$FILE7\$\$\$
 \$\$\$FILE8\$\$\$
 \$\$\$FILE9\$\$\$
 \$\$\$FILE10\$\$\$
 \$\$\$FILE1\$\$\$
 \$\$\$FILE2\$\$\$
 \$\$\$FILE3\$\$\$
 \$\$\$FILE4\$\$\$
 \$\$\$FILE5\$\$\$

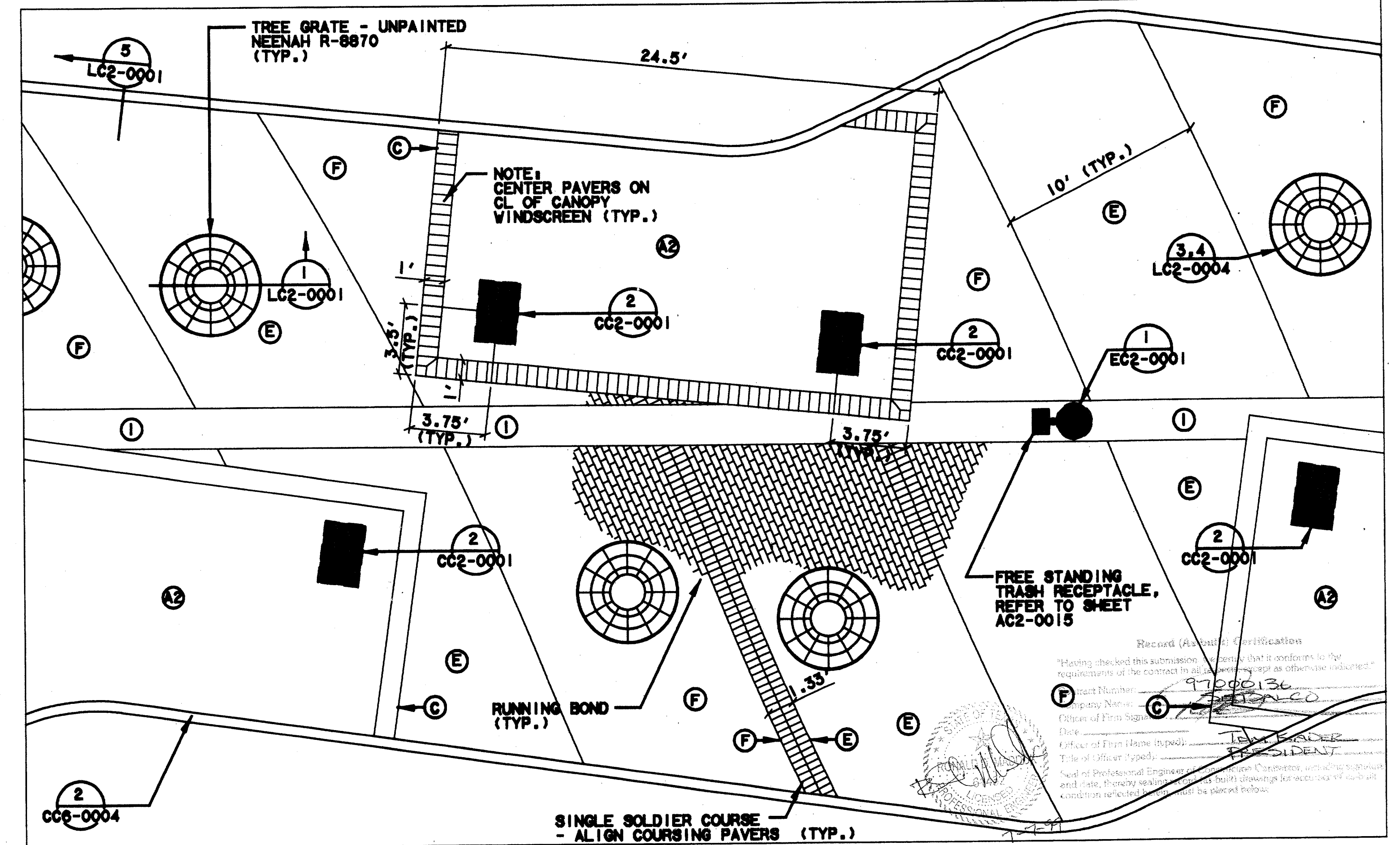


PLATFORM ENLARGEMENT PLAN B
 SCALE: 1/8"=1'-0"
 NOTE: PA = PLANTING AREA
 CC5-0007
 CC5-0008



PAVING DETAIL 3 SCALE: 1/2"=1'-0"
PAVING DETAIL 4 SCALE: 1/2"=1'-0"

- PAVEMENT TYPES:**
- A TYPES - 12"x12" PAVER, COLOR - 'TERRA COTTA'
 - A - TYPE 1 - 8 CM AT ALL ROADWAY PATTERNS
 - A2 - TYPE 2 - 6 CM AT ALL OTHER PATTERNS
 - B - MEDIUM BROOM FINISH CONCRETE, COLOR STD. GREY
 - C - TYPE 3 - 6"x12"x6 CM PAVER, COLOR 'LIMESTONE' (ACID WASHED)
 - D TYPES - 12"x12" PAVER, COLOR 'LIMESTONE' (ACID WASHED)
 - D - TYPE 4 - 8 CM AT ALL ROADWAY PATTERNS
 - D2 - TYPE 5 - 6 CM AT ALL OTHER PATTERNS
 - E - TYPE 6 - 4"x8"x6 CM PAVER, COLOR 'APRICOT' (QUARTEX FINISH, ACID WASHED)
 - F - TYPE 7 - 4"x8"x6 CM PAVER, COLOR 'SAND' (QUARTEX FINISH, ACID WASHED)
 - G - MEDIUM SANDBLAST FINISH CONC. - COLOR STD. GREY
 - H - LIGHT BROOM FINISH CONC. - COLOR STD. GREY
 - I - TYPE 8 - 12"x12"x6 CM PAVER, COLOR 'OBSIDIAN' (QUARTEX FINISH, ACID WASHED)
 - J - TYPE 9 - 4"x8"x6 CM PAVER, COLOR 'LIMESTONE' (ACID WASHED)



PLATFORM ENLARGEMENT PLAN A
 SCALE: 1/4"=1'-0"
 NOTE: TRASH RECEPTACLE TO BE LOCATED ADJACENT TO EACH PLATFORM LIGHT POLE. SPECIFIC LOCATION TO BE DETERMINED BY CONTRACTING OFFICER.
 CC5-0007
 CC5-0008

CONFORMED
 CONTRACT SHEET No. 42 OF 95

REV	DATE	DESCRIPTION	BY	ENG	CHK	APP	REV	DATE	DESCRIPTION	BY	ENG	CHK	APP
△	8/30/97	RECORD AS BUILT SUBMITTAL	ROM	JLM			△						
△							△						
△							△						
△							△						
△							△						

2211 North Lamar
Dallas, Texas 75202
214-954-0016

WENDY LOPEZ & ASSOCIATES, INC.
ENGINEERING • SURVEYING • CONSTRUCTION SERVICES
1825 MARKET CENTER BLVD - SUITE 310
DALLAS, TEXAS 75207
(214) 748-7777

ADDISON TRANSIT CENTER HARDSCAPE ENLARGEMENT

SCALE: AS NOTED	DRAWN: M. AVETON	DESIGNED: G. MILLER	CHECKED: G. MILLER	IN CHARGE: V. STEVENS	DATE: 14 AUGUST 97
CONTRACT C-97000136	DWG No. CC5-0009	REV 01			