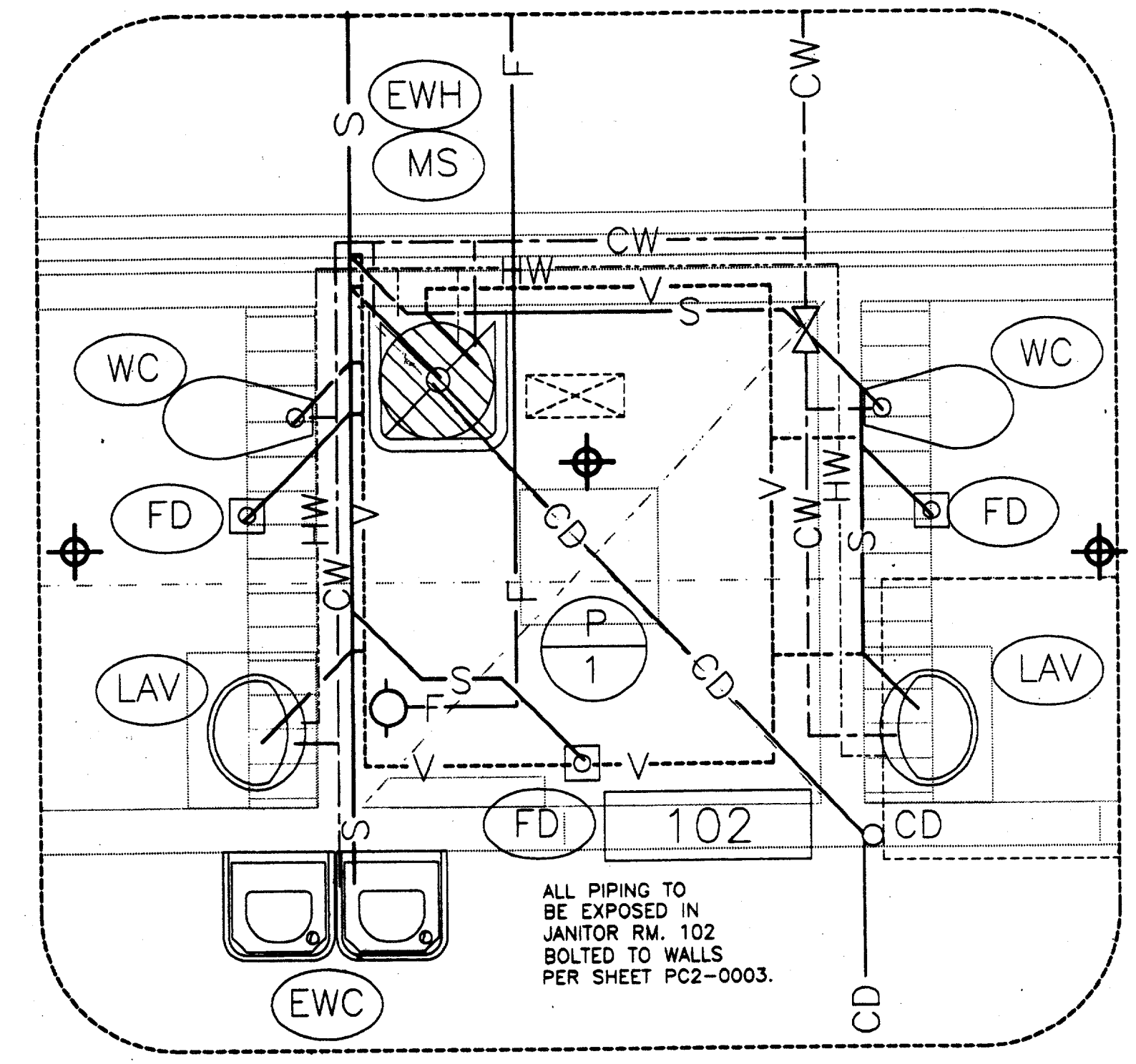
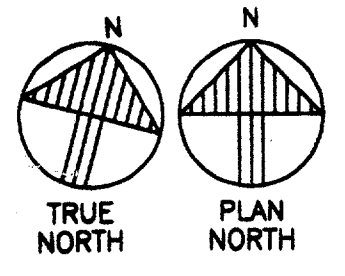



**ENCLOSURE PLUMBING FLOOR PLAN 1**  
SCALE: 1/4" = 1'-0" PC2-0001



**ENCLOSURE PLUMBING FLOOR PLAN - DETAIL 2**  
SCALE: 1/2" = 1'-0" PC2-0001


Record (As-built) Application  
 "Having checked this submission, I certify that it conforms to the requirements of the contract as shown on the drawings as otherwise indicated."  
 Contract Number: 9700006  
 Company Name: STEUBBS & CO  
 Officer of Firm Signature: [Signature]  
 Date: 7-7-99  
 Officer of Firm Name: TOM KADEL  
 Title of Officer: PRESIDENT  
 Seal of Professional Engineer: [Seal]  
 and date, thereby certifying that the drawings are true and correct as they reflect the conditions reflected herein, subject to the provisions of the contract.

REV.	DATE	DESCRIPTION	BY	ENG.	CHK.	APP.	REV.	DATE	DESCRIPTION	BY	ENG.	CHK.	APP.
△							△						
△							△						
△							△						
△							△						
△							△						
△							△						



**GERARD & ASSOCIATES**  
 CONSULTING ENGINEERS  
 Mechanical Electrical Plumbing  
 Systems Design  
 4125 N. Central Expressway Dallas, TX 75204  
 (214) 528-8044 FAX (214) 528-0766

**WINDY LOPEZ & ASSOCIATES, INC.**  
 ENGINEERING • SURVEYING • CONSTRUCTION SERVICES  
 105 MARSHY CREEK BLVD - SUITE 200  
 DALLAS, TEXAS 75207  
 (972) 748-7777



SCALE: 1/4" = 1'  
 DRAWN: P. JACKSON  
 DESIGNED: E. BRAUN  
 CHECKED: W. GERARD  
 IN CHARGE: V. STEVENS  
 DATE: 14-AUG-97



CONTRACT SHEET No. 88 of 95	
<b>CONFORMED</b>	
<b>ADDISON TRANSIT CENTER</b>	
<b>ENCLOSURE PLUMBING FLOOR PLAN</b>	
CONTRACT C-97000136	DWG. No. PC2-0001
REV. 0	