







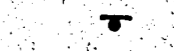


**LEGEND**

-  Construction
-  Traffic Lanes
-  Detours
-  Barricades
-  Vertical Panel
-  Vertical Panel With Flashers
-  Barrel With Flasher
-  Barrel
-  Sign

**PHASE I**  
 TRAFFIC REMAINS ON EXISTING DALLAS PARKWAY.  
 KELLER SPRINGS WESTBOUND WILL BE CONSTRUCTED UNDER TRAFFIC. SEE SHEET R39.

**CONSTRUCTION**

1. CONSTRUCT SOUTHBOUND DALLAS PARKWAY AS SHOWN.
2. DRAINAGE STRUCTURES WILL BE CONSTRUCTED ONLY UNDER THAT PORTION OF ROADWAY UNDER CONSTRUCTION AND WILL BE COMPLETED IN OTHER PHASES.

**PHASE II**  
 TRAFFIC PLACED ON NEW SOUTHBOUND DALLAS PARKWAY ONE LANE IN EACH DIRECTION.  
 EXISTING DALLAS PARKWAY CLOSED TO TRAFFIC WITH KELLER SPRINGS EASTBOUND CONSTRUCTED UNDER TRAFFIC. THE DRIVES ON EAST SIDE SHALL BE CLOSED DURING PHASE II. SEE SHEET R39.

**CONSTRUCTION**

1. CONSTRUCT NORTHBOUND DALLAS PARKWAY AS SHOWN.
2. SPECIAL COORDINATION WITH UTILITY COMPANY FOR THE RELOCATION OF TRANSMISSION LINE FROM KELLER SPRINGS NORTH WILL BE REQUIRED. PROPOSED TOWERS WILL BE CONSTRUCTED INSIDE THE NORTHBOUND DALLAS PARKWAY PAVING.

**PHASE III**  
 TRAFFIC PLACED ON COMPLETED DALLAS PARKWAY ONE-WAY ON EACH ROAD.  
 U-TURN LANES AT KELLER SPRINGS SHALL REMAIN BARRICADED TO TRAFFIC UNTIL COMPLETION OF THE BRIDGE STRUCTURE IN PHASE III.  
 BARRICADES WILL BE MAINTAINED AT RAMPS PERMANENTLY AND SHALL BE LEFT IN-PLACE AFTER COMPLETION OF PHASE III.

**CONSTRUCTION**

1. CONSTRUCT DALLAS NORTH TOLLWAY.
2. ALL WALLS, GRADING, DRAINAGE AND STRUCTURES MUST BE COMPLETED PRIOR TO ANY TOLLWAY PAVING OPERATION BEGINNING.

See Sheet R39 for Intersection Details

| NO.  | REVISION | BY     | DATE               |
|--|----------|--------|--------------------|
| <b>TEXAS TURNPIKE AUTHORITY</b><br><b>DALLAS NORTH TOLLWAY</b>                                     |          |        |                    |
| <b>SUGGESTED CONSTRUCTION SEQUENCE</b><br><b>AND TRAFFIC CONTROL</b><br>STA. 662+00 TO STA. 685+00 |          |        |                    |
| <b>Gibbs &amp; Hill, Inc.</b><br>ENGINEERS DESIGNERS CONSTRUCTORS<br>DALLAS                        |          |        | <b>SECTION VII</b> |
| DRAWN  | VER      | DATE   | DESIGNED           |
| CHECKED  | DWC      | DATE   | JOP                |
|  |          | 8/3/84 | 5/3/84             |
|  |          | SCALE  | 1"=100'            |
| CONTRACT NO. <b>DNT-115</b> SHEET <b>R35</b> OF <b>R85</b>   |          |        |                    |