

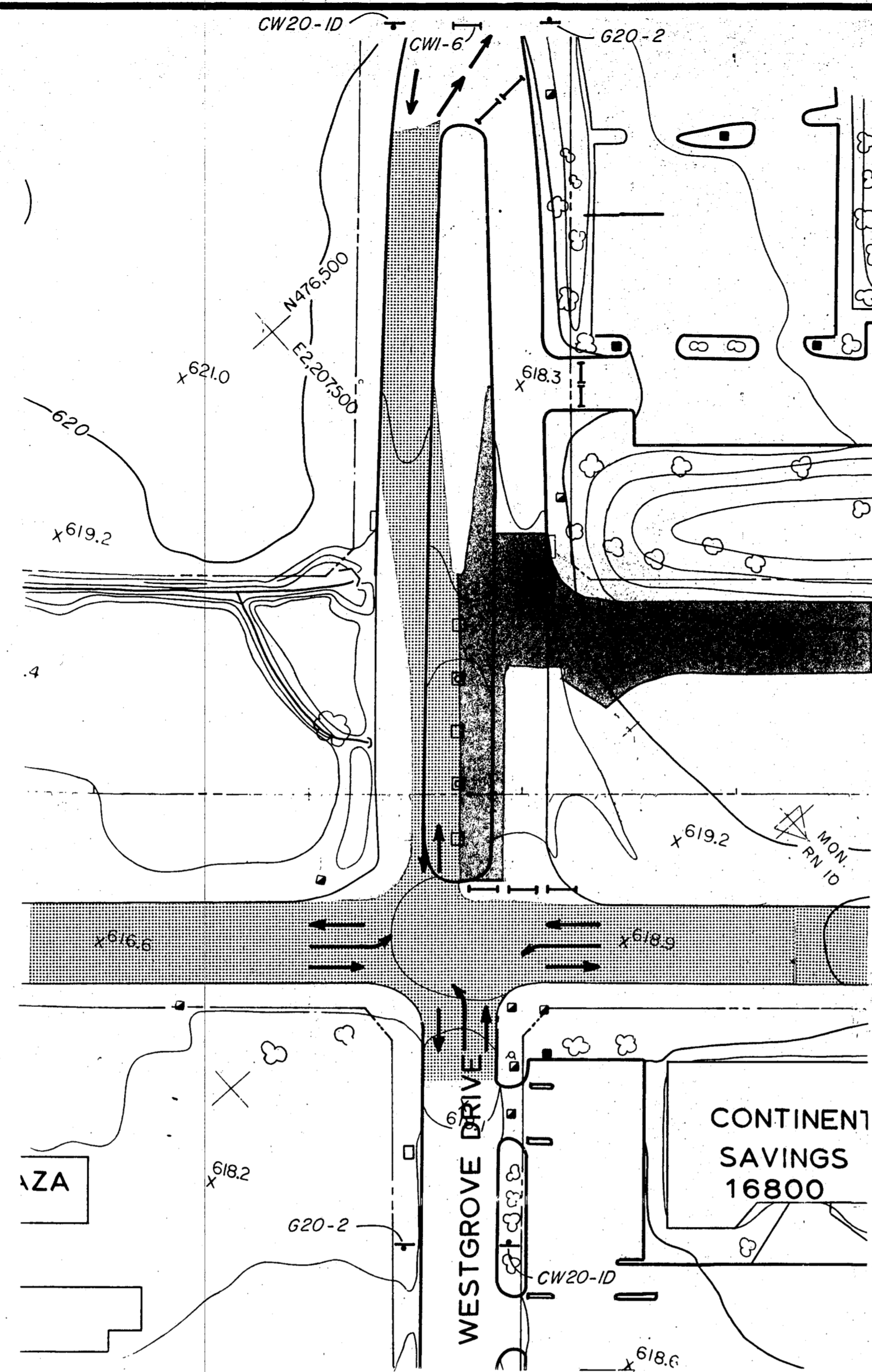
PHASE I
STAGE 1

TRAFFIC

1. MAINTAIN TRAFFIC LANES AS EXIST ON DALLAS PARKWAY AND ROUTE TRAFFIC AS SHOWN ABOVE.
2. CLOSE SOUTH 1/2 OF WESTBOUND WESTGROVE DRIVE.

CONSTRUCTION

1. CONSTRUCT SOUTHBOUND DALLAS PARKWAY FROM SOUTH AND WESTGROVE DRIVE AS SHOWN ABOVE.
2. DRAINAGE MUST BE COMPLETED FROM DOWN STREAM AND EXTENDED SUFFICIENT DISTANCE TO FACILITATE CONNECTING IN STAGE 2 AND OTHER PHASES.



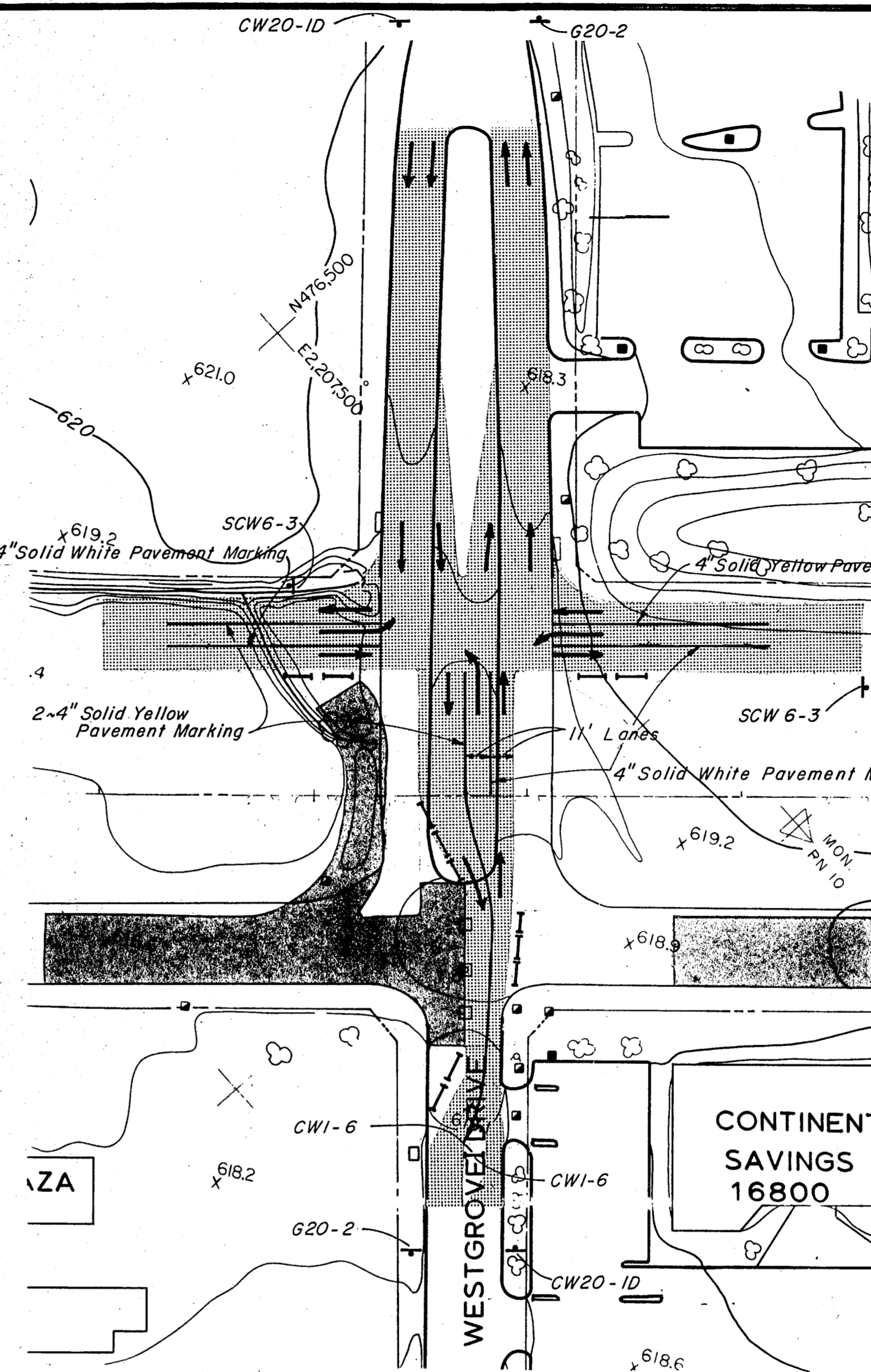
PHASE I
STAGE 2

TRAFFIC

1. CLOSE NORTH 1/2 OF WESTGROVE DRIVE AND ROUTE ALL TRAFFIC ON SOUTH SIDE AS SHOWN ABOVE.

CONSTRUCTION

1. CONSTRUCT SOUTHBOUND DALLAS PARKWAY TO NORTH AND WESTGROVE DRIVE AS SHOWN ABOVE.



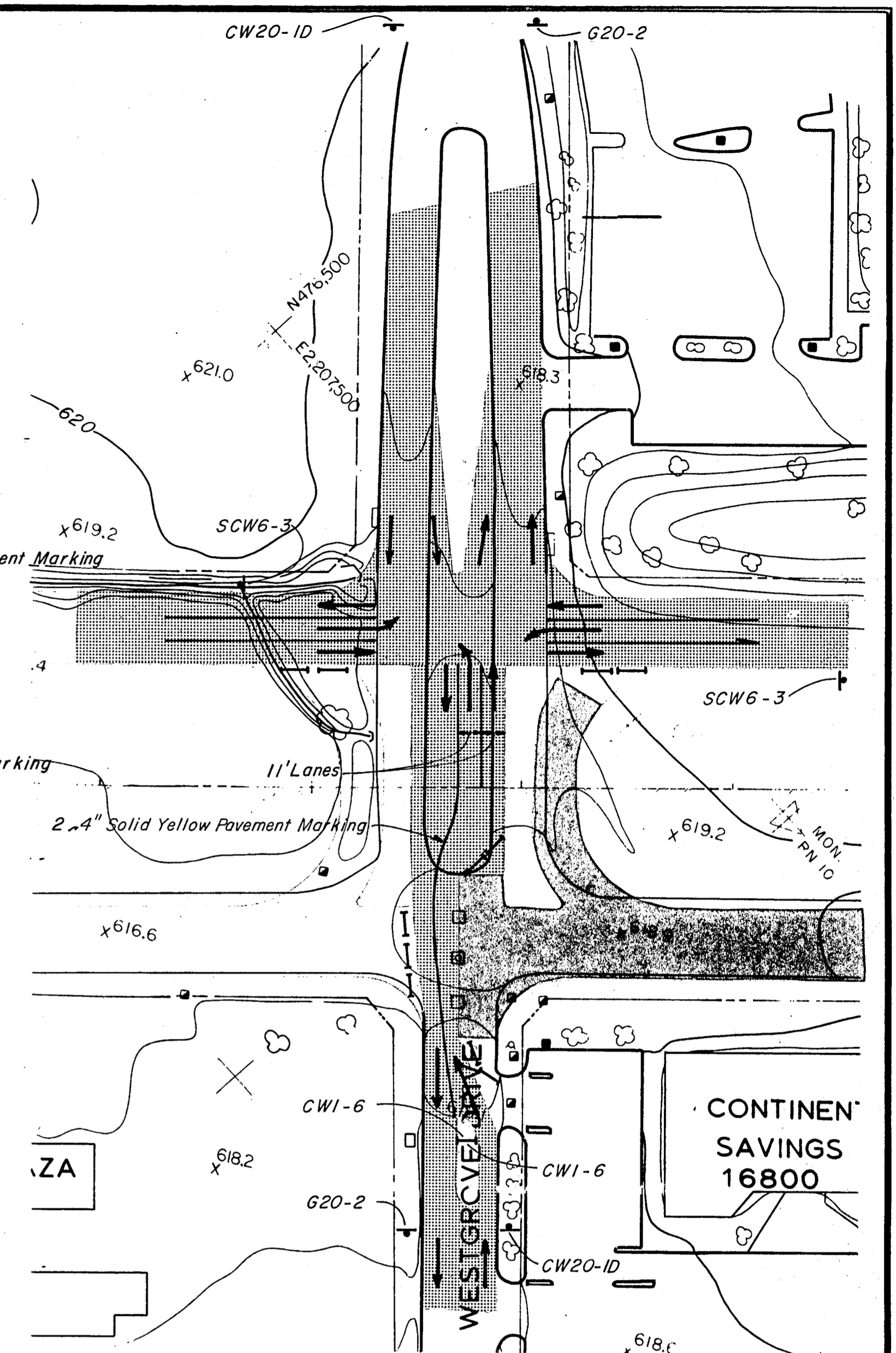
PHASE II
STAGE 1

TRAFFIC

1. ALL DALLAS PARKWAY TRAFFIC MUST BE PLACED ON THE SOUTHBOUND DALLAS PARKWAY.
2. CLOSE SOUTH 1/2 OF WESTGROVE DRIVE AND ROUTE TRAFFIC AS SHOWN ABOVE.
3. THE NORTHBOUND DALLAS PARKWAY WILL REMAIN BARRICADED UNTIL THE COMPLETION OF ALL PHASE II PAVEMENT IN DALLAS NORTH TOLLWAY SECTION VII.

CONSTRUCTION

1. CONSTRUCT NORTHBOUND DALLAS PARKWAY FROM THE SOUTH.



PHASE II
STAGE 2

TRAFFIC

1. CLOSE NORTH 1/2 OF WESTGROVE DRIVE AND ROUTE TRAFFIC AS SHOWN ABOVE.

CONSTRUCTION

1. CONSTRUCT NORTHBOUND DALLAS PARKWAY AND U-TURN TO THE NORTH.

LEGEND

- Construction
- Traffic Lanes
- Detours
- Barricades
- Vertical Panel
- Vertical Panel With Flashers
- Barrel With Flasher
- Barrel
- Sign

PHASE III

TRAFFIC

1. ALL TRAFFIC PLACED ON COMPLETED DALLAS PARKWAY.
2. U-TURNS REMAIN BARRICADED TO TRAFFIC UNTIL COMPLETION OF THE TOLLWAY BRIDGE OVERPASS.
3. TRAFFIC MAY BE REDUCED TEMPORARILY TO TWO LANES AS NECESSARY FOR BRIDGE ERECTION BY USE OF BARRICADES AND FLAGMEN.

CONSTRUCTION

1. COMPLETE WALLS AND BRIDGE AND OPEN U-TURNS TO TRAFFIC.

| NO. | REVISION | BY | DATE |
|--|-----------------------------|-----------------------------|-----------------------------|
| TEXAS TURNPIKE AUTHORITY | | | |
| DALLAS NORTH TOLLWAY | | | |
| CONSTRUCTION SEQUENCE AND TRAFFIC CONTROL | | | |
| WESTGROVE DRIVE INTERSECTION | | | |
| Gibbs & Hill, Inc. | | | SECTION VII |
| <small>ENGINEERS DESIGNERS CONSTRUCTORS DALLAS</small> | | | |
| <small>DRAWN</small> VER | <small>DATE</small> 5/18/84 | <small>DESIGNED</small> JDP | <small>DATE</small> 5-25-84 |
| <small>CHECKED</small> DWG | <small>DATE</small> 8/3/84 | <small>SCALE</small> 1"=50' | |
| CONTRACT NO. DNT-115 SHEET R40 OF R85 | | | |