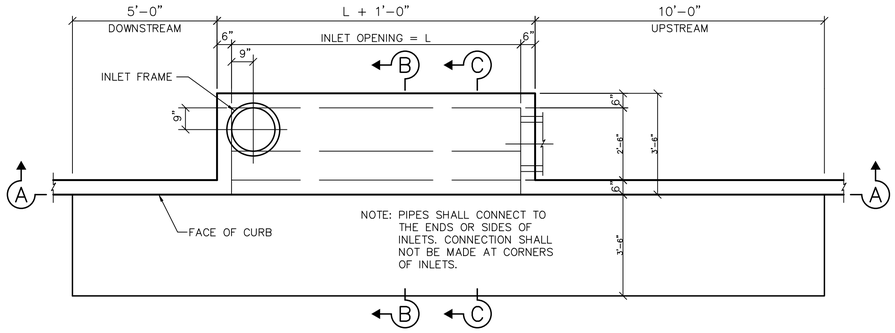

PLAN VIEW
SCALE: N.T.S.

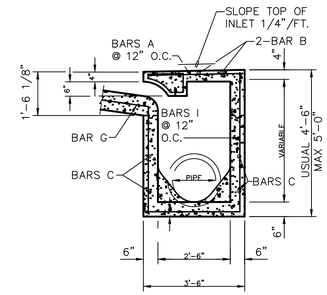

SECTION B-B
SCALE: N.T.S.

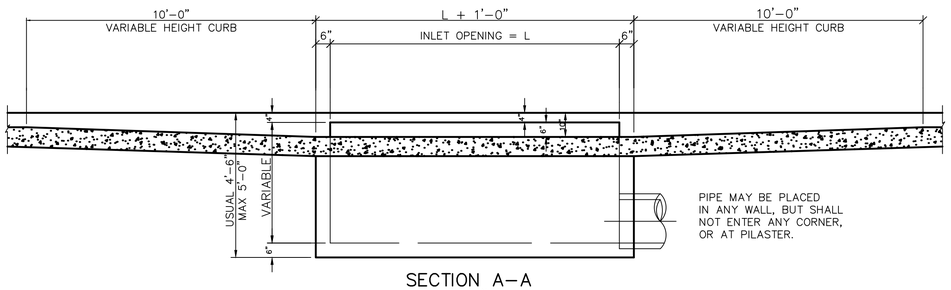

SECTION A-A
SCALE: N.T.S.

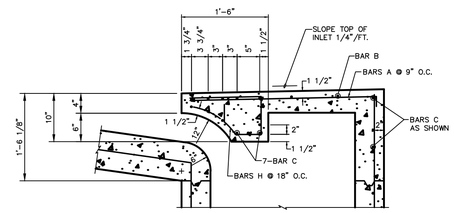

SECTION C-C
SCALE: N.T.S.

C4.5.1 STANDARD 5' CURB INLET
SCALE: N.T.S.

Precast Drainage Structures - Catch Basins

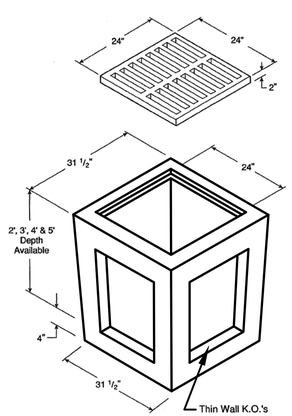

Materials & Features

CONCRETE: 5,000 PSI

REINFORCING: per ASTM A-615 or A-185

CAST IRON FRAME & GRATE per ASTM A 48; Class 30/35

GRATE WEIGHT: 100 Lbs.

CATCH BASIN WEIGHT:
2' - 1,590 Lbs.
3' - 2,500 Lbs.
4' - 3,420 Lbs.
5' - 4,350 Lbs.

MAXIMUM PIPE SIZE: 18" I.D. R.C.P.

-No Scale-
All dimensions subject to allowable specification tolerances.

TITLE	SECTION-PAGE	DATE
24" x 24" Catch Basin	10.4	3-15-05

Hanson

C4.5.2 2'X2' GRATE INLET DETAIL
SCALE: N.T.S.

NOTE: GRATE AND FRAME SHALL BE PATTERN NO. 814 AS MANUFACTURED BY BASS & HAYES FOUNDRY, INC. OR APPROVED EQUAL.

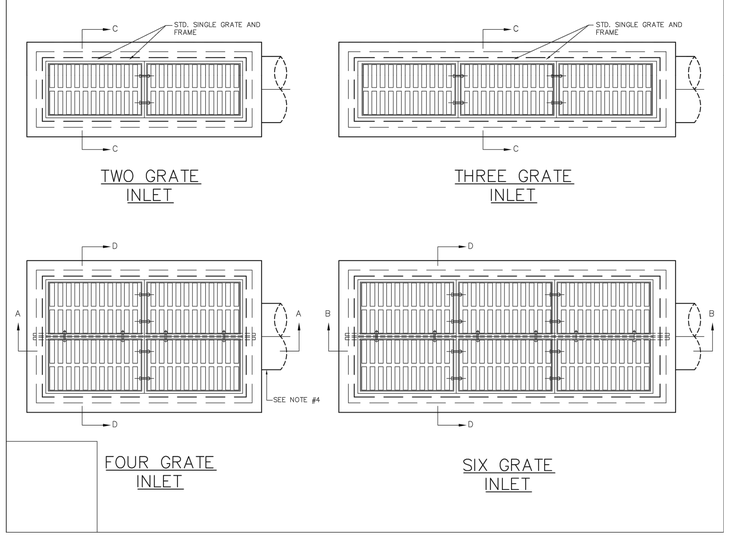

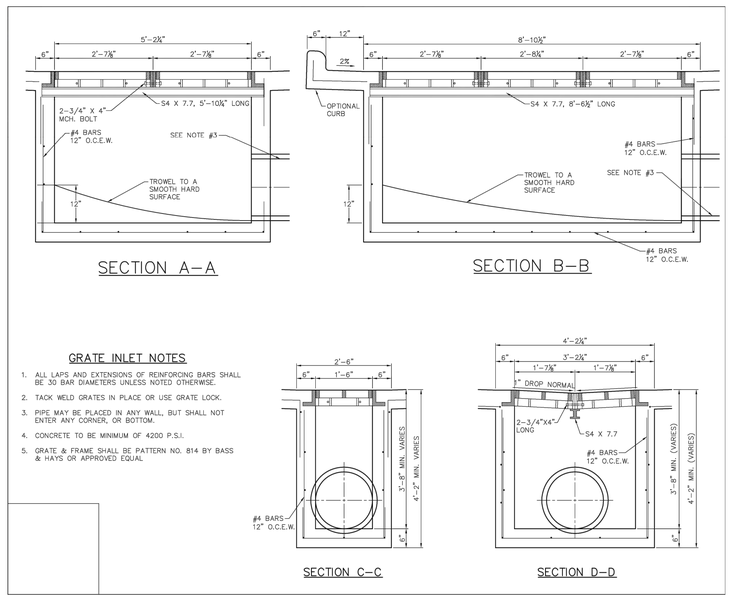

GRATE INLET NOTES

1. ALL LAPS AND EXTENSIONS OF REINFORCING BARS SHALL BE 30 BAR DIAMETERS UNLESS NOTED OTHERWISE.
2. TACK WELD GRATES IN PLACE OR USE GRATE LOCK.
3. PIPE MAY BE PLACED IN ANY WALL, BUT SHALL NOT ENTER ANY CORNER, OR BOTTOM.
4. CONCRETE TO BE MINIMUM OF 4200 P.S.I.
5. GRATE & FRAME SHALL BE PATTERN NO. 814 BY BASS & HAYS OR APPROVED EQUAL

CITY OF DALLAS FILE NO: 311T-9310

NOTE:
- DETAILS PROVIDED ON THIS SHEET ARE NOT FOR USE ON STATE RIGHT OF WAY OR LANDMARK BOULEVARD STREET EASEMENT

C4.5.3 SIX GRATE INLET DETAIL
SCALE: N.T.S.

Stantec
TBPE # F-6324
TBPLS # 10194229
12222 Merit Drive, Suite 400
Dallas TX
www.stantec.com

The Contractor shall verify and be responsible for all dimensions. DO NOT scale the drawing - any errors or omissions shall be reported to Stantec without delay. The Copyrights to all designs and drawings are the property of Stantec. Reproduction or use for any purpose other than that authorized by Stantec is forbidden.

Revision	By	Appd.	YY.MM.DD
1 LANDMARK EXTENSION	JDB	JAM	18.02.08
2 RFI 033	JDB	JAM	17.08.01
3 SANITARY SEWER REVISIONS	JDB	JAM	17.07.27
4 W/CR# #03 - HUB CITY RESPONSES	JDB	JAM	17.06.29
5 W/CR# #02 - GARAGE UPDATES	JDB	JAM	17.06.28

Issued

PROJECT RECORD

To the best of North Texas Contracting, Inc. belief and knowledge the as-built conditions shown on this drawing constitute an accurate and complete depiction of the manner in which this portion of the work was actually installed.
North Texas Contracting, Inc.
7/16/18
Carson Collier, Project Manager

Client/Project
CAWLEY PARTNERS
Cowley - Fourteen555
14555 DALLAS PARKWAY
TOWN OF ADDISON, DALLAS COUNTY, TEXAS

Title
PRIVATE STORM DRAINAGE DETAILS

Permit-Seal
STATE OF TEXAS
JOSHUA A. MILLSAP
100118
LICENSED PROFESSIONAL ENGINEER
4/3/18

Project Number: 222210632
File Name: 10632dfls-stm.dwg

JDB	JAM	JAM	18.02.08
Dwn.	Chkd.	Dsgn.	YY.MM.DD

Drawing No. C4.5
Revision ----
Sheet C4.5

V:\2222\active\222210632\civil\cad\sheet\10632DFLS-STM.dwg
2018/04/16 8:20 AM By: Brown, Jeff

ORIGINAL SHEET - ANSI D