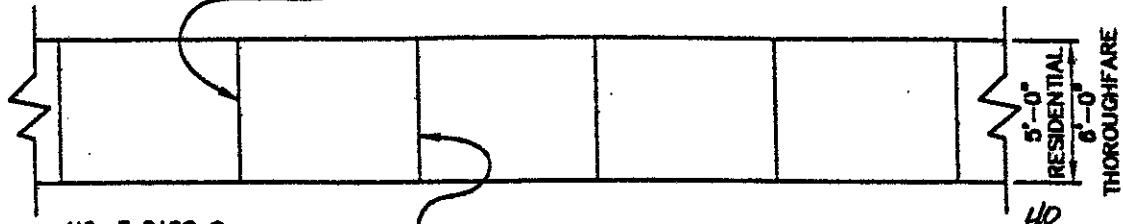


SIDEWALK MARKINGS SHALL BE GROOVED 3/8" DEEP ON 5' CENTERS

SIDE ELEVATION

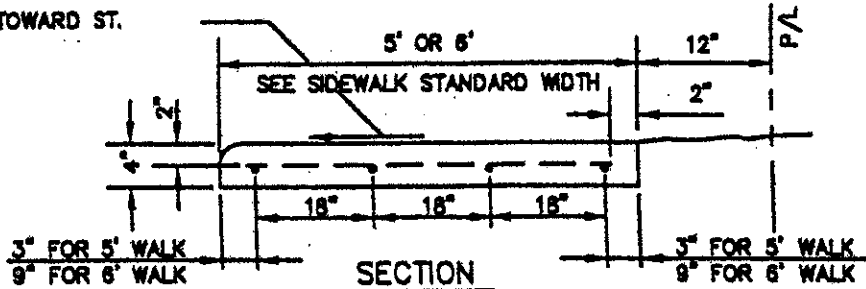


NO. 3 BARS @
18" C-C LONG
24" C-C TRANSVERSE

1/2" EXPANSION JOINTS SHALL BE SPACED AT 20' INTERVALS OR AS OTHERWISE SPECIFIED AND JOINTS SHALL BE FILLED WITH PRE-MOLDED BITUMINOUS EXPANSION JOINT FILLER & WITH 3-#3 DOWELS.

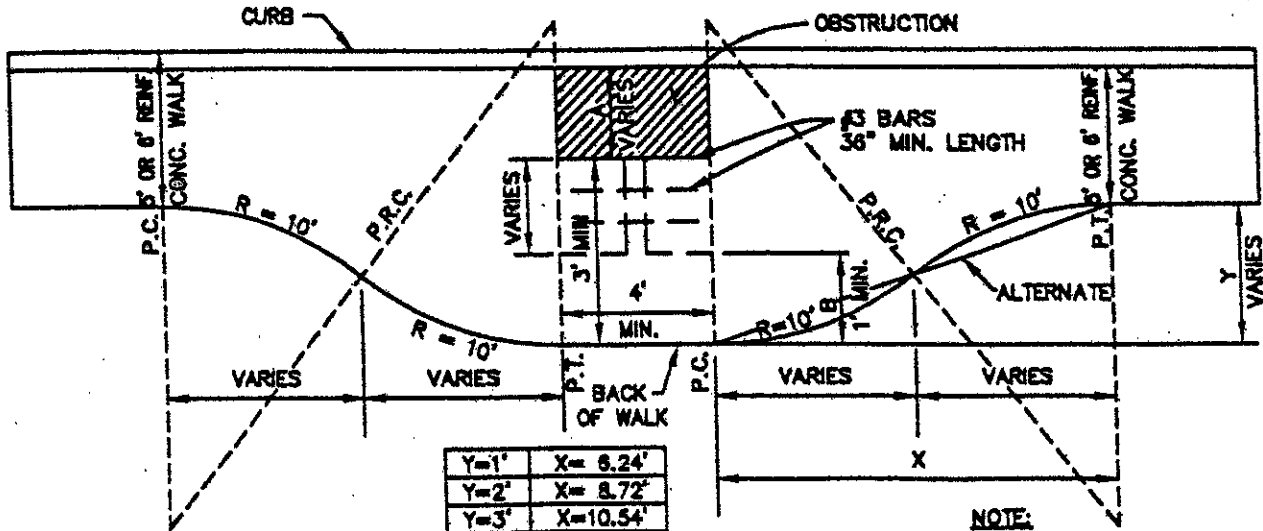
PLAN

SLOPE 1/4"/FT. TOWARD ST.



SECTION

CONCRETE SIDEWALK



NOTE:
A+B = 7' FOR ALL 6' SIDEWALKS
A+B = 6' FOR ALL 5' SIDEWALKS
B = 1' MIN.

SIDEWALK WIDENING REQUIRED AROUND OBSTACLES IN SIDEWALK