


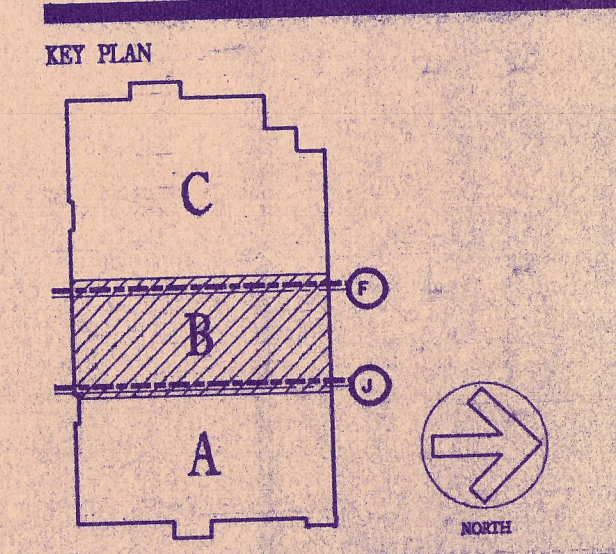
LA FUESS PARTNERS ENGINEERS
3800 CARLISLE STREET SUITE 200
DALLAS, TX 75244 PH: 214-757-7000 FAX: 214-688-0066
LAPP Project No. 99090 © COPRIGHT
Drawn: SS Checked: SS App'd: SS



ISSUES
02-23-97 GROUND FLOOR ISSUE-AREA A&B
02-24-97 ISSUE NO. 4.0

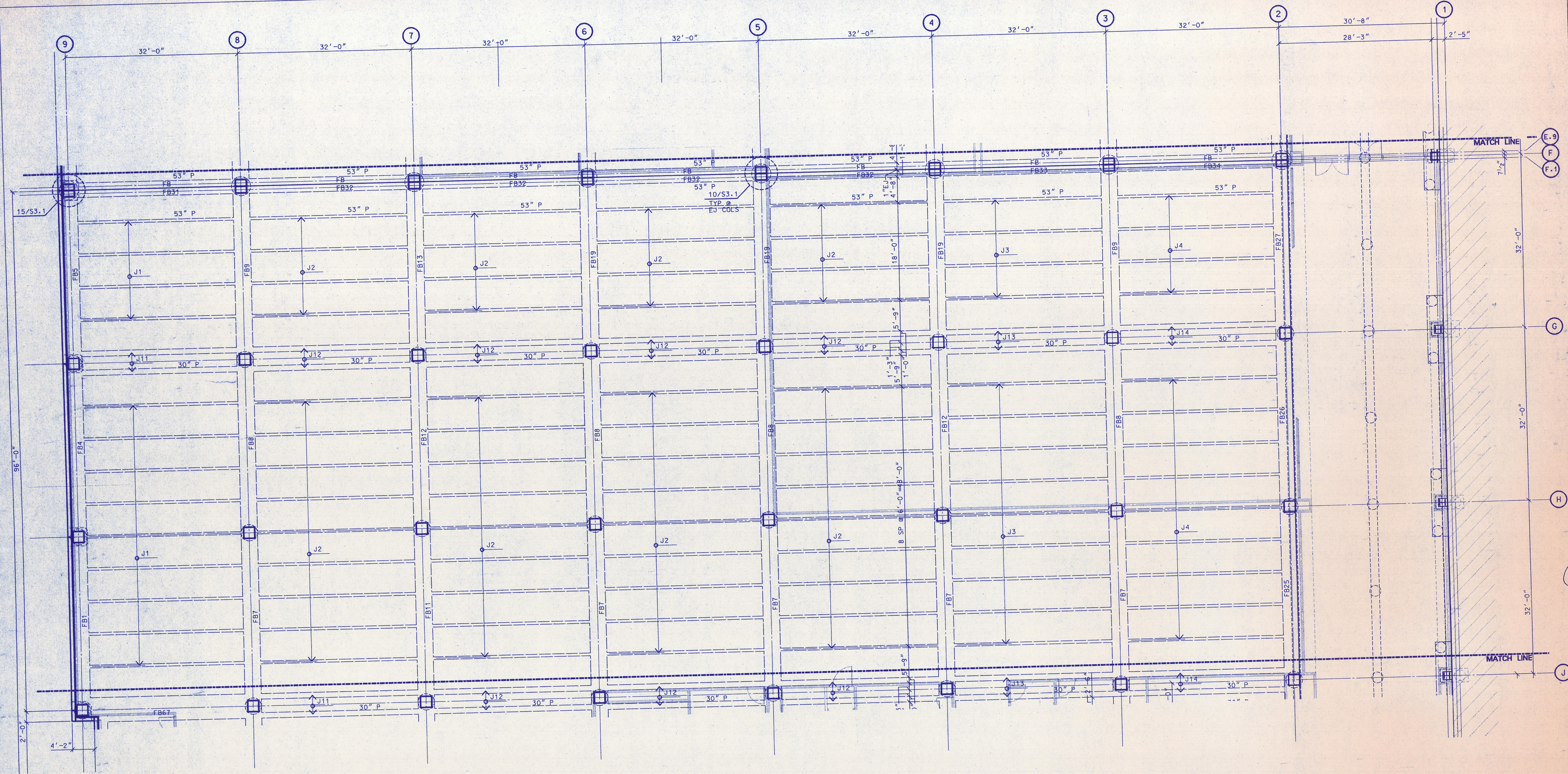
REVISIONS

GROUND FLOOR
STRUCTURAL PLAN
AREA B



DATE: 02-23-97
PROJECT NUMBER: 9999.00
DRAWN BY:
CHECKED BY:
PLOT FILE:

S2.5



01 GROUND FLOOR STRUCTURAL PLAN
1/8"=1'-0"

PLAN NOTES		PJFL
1. FINISH FLOOR ELEVATION = 100'-0" RELATIVE TO DATUM 100'-0" (SEE GENERAL NOTES). TOP OF STRUCTURAL SLAB IS TYPICALLY AT FINISH FLOOR UNLESS INDICATED OTHERWISE. DIMENSIONS SHOWN IN DIM ARE RELATIVE TO FINISH FLOOR.		
4. SHEET INDEX:		
GENERAL NOTES	-S1.1	
PIER SCHEDULE	-S3.1	
TYPICAL DETAILS	-S3.3	
COLUMN SCHEDULE	-S4.2	
BEAM SCHEDULE	-S1.2&S1.3	
JOIST SCHEDULE	-S1.2&S1.3	