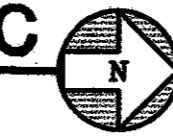


**01 LEVEL P-1 PARTIAL PLAN - CONDENSER WATER LOOP - PHASE C**

SCALE: 1/8" = 1'-0"


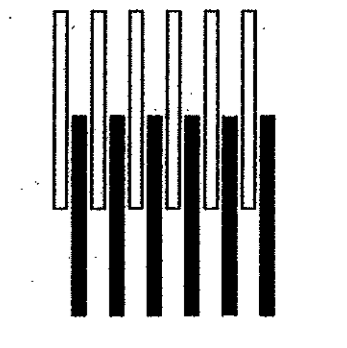


- GENERAL PHASING NOTE(S):**
- 1.) CONNECT CRAC P1A-4 TO NEW 4" CS & CR PIPING ABOVE CEILING.
  - 2.) CONNECT CRAC P1A-2 TO NEW 4" CS & CR PIPING ABOVE CEILING.
  - 3.) CONNECT CRAC P1A-1 TO NEW 4" CS & CR PIPING ABOVE CEILING.
  - 4.) CONNECT CRAC P1A-3 TO NEW 4" CS & CR PIPING ABOVE CEILING.
  - 5.) PROVIDE LINE FREEZE AT 4" CS & CR PIPING UF.
  - 6.) INSTALL NEW 4" ISOLATION VALVES.
  - 7.) DISCONNECT BACKFLOW PREVENTER PIPING.

- GENERAL NOTE(S):**
- 1.) EXISTING UNDERFLOOR PIPING INSIDE DATA CENTER NOT SHOWN FOR CLARITY.

- KEYED NOTES BY SYMBOL "O":**
- ① DIFFERENTIAL PRESSURE TRANSMITTER.
  - ② REFERENCE SHEET M3.03 FOR DEMOLITION RISER DIAGRAM IN THIS AREA.
  - ③ PROVIDE BLIND FLANGE CAP.
  - ④ FUTURE 2 1/2" CS AND CR TAPS.
  - ⑤ PROVIDE 4" LINE FREEZE APPROXIMATELY WHERE SHOWN.
  - ⑥ PROVIDE 4" MANUAL ISOLATION VALVES.

**DFW Consulting Group, Inc.**  
 8410 Sterling  
 Irving, TX 75063  
 (972) 929-1199



**Mary Kay, Inc.**  
 Corporate 1  
 Addison, Texas  
 Cooling Tower Addition

Project Revisions

Project Number  
02110

Issue Date  
JULY 23, 2003

Sheet Title  
**MECHANICAL  
 FLOOR PLAN  
 PHASE C**  
 Sheet Number  
**M2 01C**