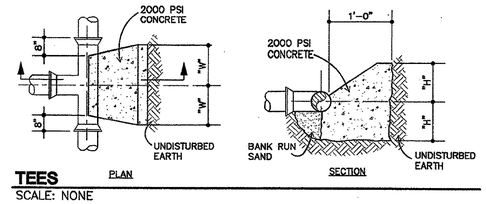

TEES
SCALE: NONE

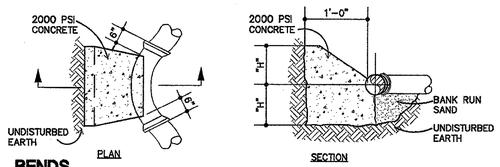

BENDS
SCALE: NONE

THRUST BLOCK NOTES

A. THRUST BLOCKS DIRECTLY AGAINST UNDISTURBED EARTH.
B. NO JOINTS SHALL BE COVERED WITH CONCRETE.
C. CONCRETE SHALL HAVE A MINIMUM COMPRESSIVE STRENGTH OF 2000 PSI.
D. ALL THRUST BLOCKS FOR VERTICAL BENDS SHALL INCLUDE STRAPS TO SECURE FITTING TO BLOCK.
E. ALL THRUST BLOCKS ARE DESIGNED FOR 100 PSI NORMAL OPERATING PRESSURE. THE THRUST BLOCKS FOR HIGHER PRESSURE LINES, IF ANY, SHALL BE INCREASED IN SIZE AS DIRECTED BY ENGINEER.

THRUST BLOCK SCHEDULE

DESCRIPTION OF FITTINGS	MINIMUM DIMENSIONS (IN FEET)	DIAMETER OF PIPE			
		6"	8"	10"	12"
TEES	W	1.25	1.5	1.75	2.0
	H	1.25	2.0	2.25	2.5
90° BENDS	W	2.0	3.0	3.5	4.0
	H	1.5	2.0	2.25	2.5
45° BENDS	W	1.5	2.0	2.5	3.0
	H	1.0	1.25	1.75	2.0
22 1/2° BENDS	W	1.5	1.5	2.0	2.5
	H	1.0	1.0	1.5	1.5
11 1/4° BENDS	W	1.0	1.25	1.5	1.5
	H	1.0	1.0	1.25	1.25
CAPS	W	1.25	1.5	1.75	2.0
	H	1.25	2.0	2.25	2.5

01 THRUST BLOCKS
SCALE: NONE

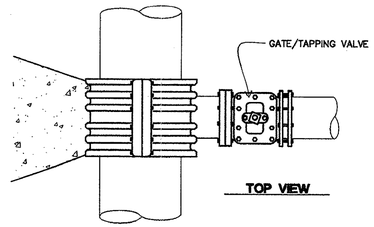

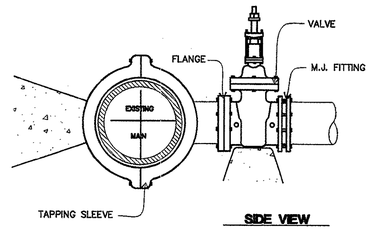

NOTES

1. 3000PSI CONCRETE WILL BE USED FOR FOOTINGS.
2. CONCRETE SHALL NOT CONTACT BOLTS OR ENDS OF MECHANICAL JOINT FITTINGS.
3. TAPPING SLEEVE AND VALVE WILL MEET TOWN OF ADDISON SPECIFICATIONS. CONSULT THE SUPPLEMENTAL SPECIFICATION BOOK FOR A COPY OF THE TOWN'S REQUIREMENTS. IN THE EVENT ADDSION REQUIREMENTS ARE MORE STRINGENT, THE TOWN'S REQUIREMENTS SUPERCEDE THIS DETAIL AND NOTES.

04 TAPPING SLEEVE AND VALVE
SCALE: NONE

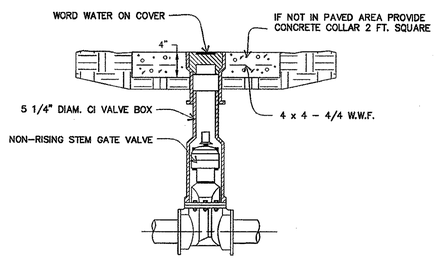

NOTES

1. CENTER AND TOP SECTION SHALL BE OF THE ADJUSTABLE SCREW TYPE.
2. BASE SHALL BE NO. 4 ROUND FOR 4 INCH VALVES; NO. 6 OVAL FOR 6 AND 8 INCH VALVES; AND NO. 160 OVAL FOR 10 TO 16 INCH VALVES. GATE VALVES SHALL HAVE
3. ALL GATE VALVES WILL MEET TOWN OF ADDISON SPECIFICATIONS. CONSULT THE SUPPLEMENTAL SPECIFICATION BOOK FOR A COPY OF THE TOWN'S REQUIREMENTS. IN THE EVENT ADDSION REQUIREMENTS ARE MORE STRINGENT, THE TOWN'S REQUIREMENTS SUPERCEDE THIS DETAIL AND NOTES.

SPECIFICATION #GV-95.1

02 GATE VALVE AND BOX
SCALE: NONE

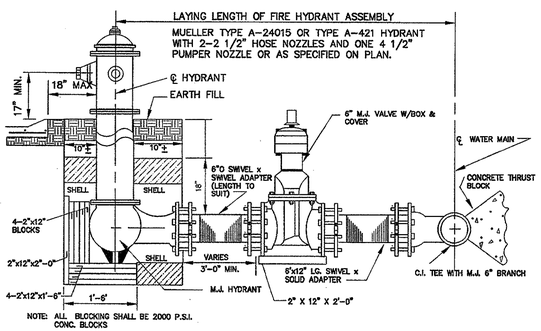

NOTES

1. FIRE HYDRANTS WILL MEET TOWN OF ADDISON SPECIFICATIONS. CONSULT THE SUPPLEMENTAL SPECIFICATION BOOK FOR A COPY OF THE TOWN'S REQUIREMENTS. IN THE EVENT ADDSION REQUIREMENTS ARE MORE STRINGENT, THE TOWN'S REQUIREMENTS SUPERCEDE THIS DETAIL AND NOTES.

SPECIFICATION #FH-95.1

03 FIRE HYDRANT
SCALE: NONE

wd partners
2350 Valley View Lane
Suite 100
Dallas, Texas 75234-5734
T 214.351.5400
F 214.351.2095
inbox@wdpartners.com
wdpartners.com

Dallas
Columbus
Los Angeles
Chicago
Miami

expesite.com

17225 Dallas Parkway
Addison, TX

STATE OF TEXAS
SCOTT LEWIS GRAVES
88150
LICENSED
PROFESSIONAL ENGINEER
1/24/03

REVISIONS

2	01/24/03 (City)

PROTOTYPE

STORE NUMBER

WD PROJECT NUMBER
0000.659-00

C4.2 UTILITY DETAILS

Civil Resubmittal 01/10/03

Last Plotted: P:\Two_Rows\Dallas_Tollway_TX\0659_Addison_Dallas\NorthTollway\Civil\659000c_C42_utilitydetail.dwg 01/29/03 13:07
Last Saved: wds340 01/29/03 13:07