

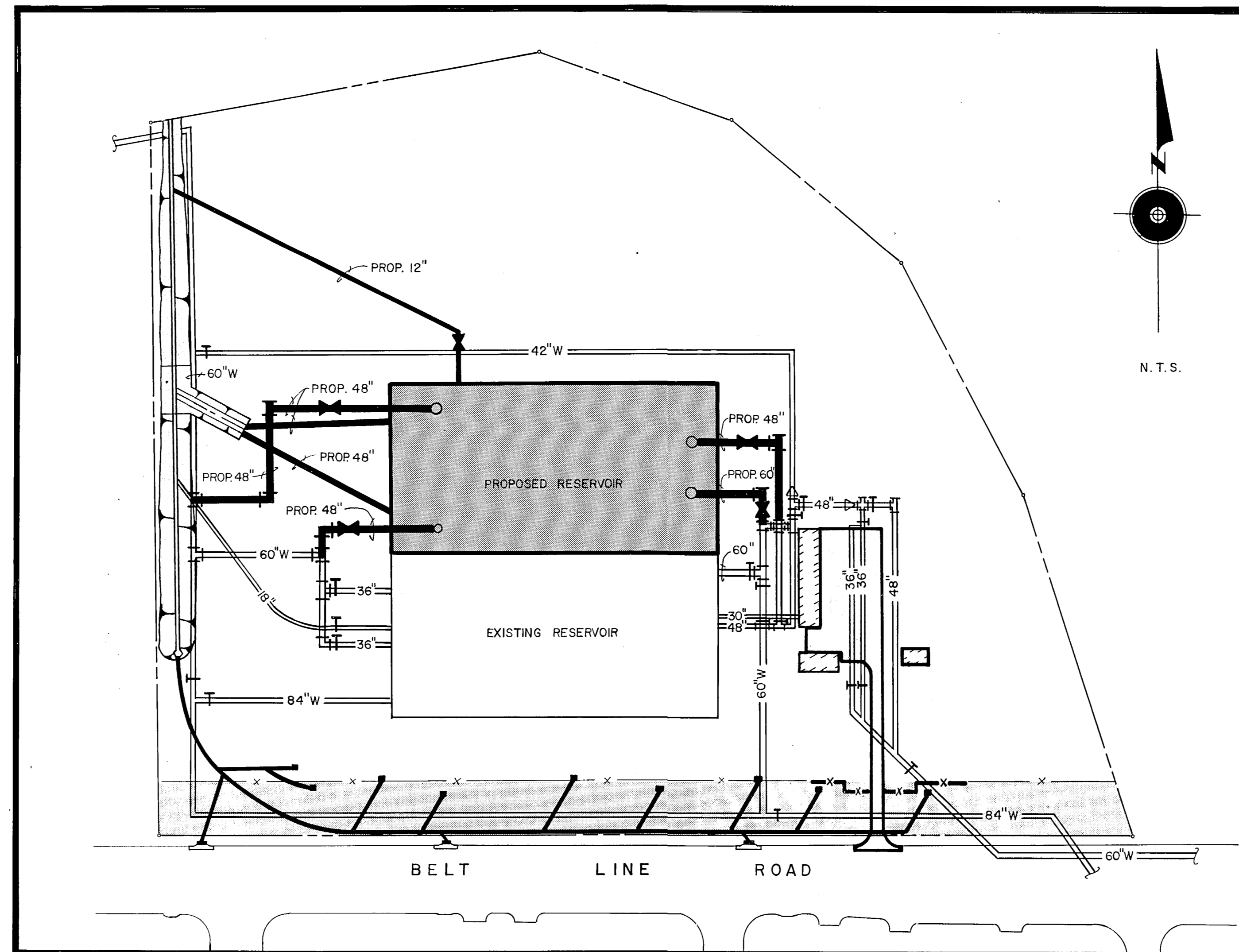
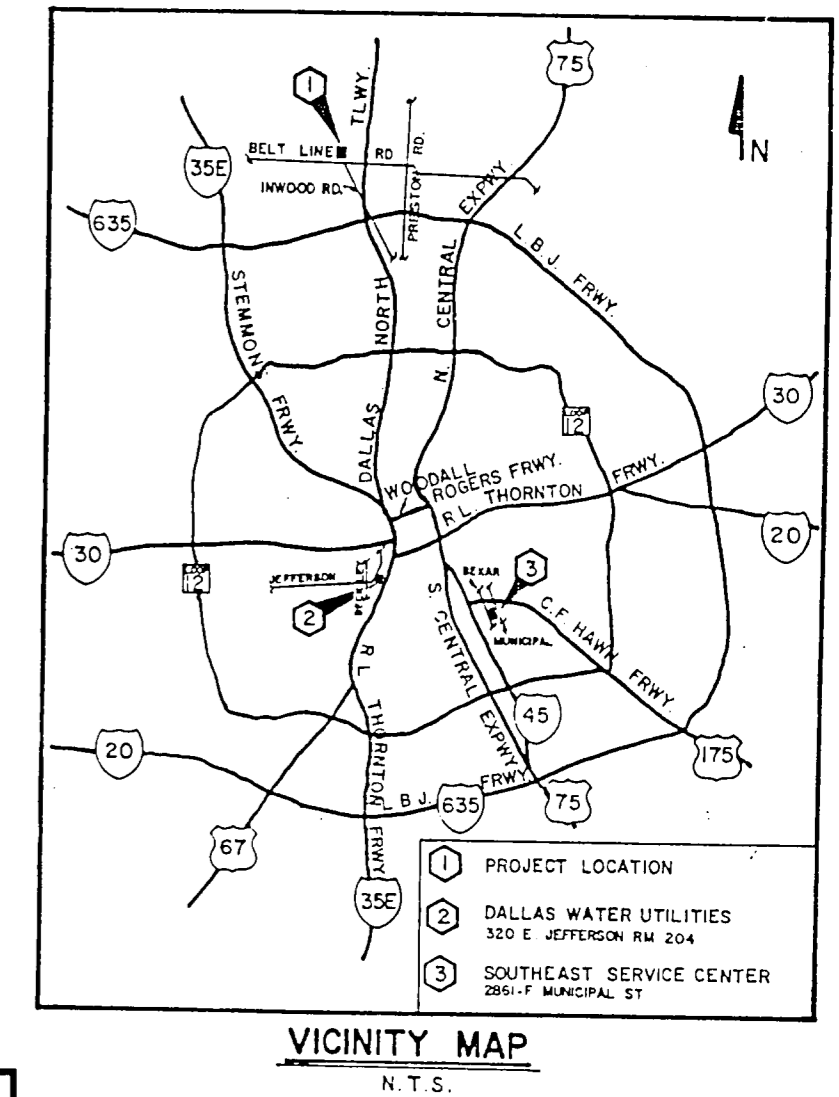
# DALLAS WATER UTILITIES

CITY OF DALLAS, TEXAS

CONSTRUCTION PLANS FOR

# BELTWOOD RESERVOIR EXPANSION

CONTRACT NO. 89-79



## SHEET INDEX

SHEET NO.	TITLE OF SHEET
1	COVER SHEET
2	DRAINAGE LAYOUT, DRAINAGE GRADING PLAN, AND OUTFALL DRAINAGE AREA MAP
3	DRAINAGE PROFILES-LINE "A", LINE "B", & LATERAL "B-1"
4	CONSTRUCTION NOTES AND MISCELLANEOUS DETAILS
5	PAVING, GRADING, AND DRAINAGE PLAN
6	PAVING AND DRAINAGE DETAILS
7	MISCELLANEOUS CIVIL DETAILS
8	YARD PIPING LAYOUT
9-10	YARD PIPING PROFILES
11	YARD PIPING DETAILS
12-13	LAYOUT/WALK, WALL AND FENCE
14-15	GRADING PLAN
16-17	PLANTING PLAN
18-19	IRRIGATION PLAN
20	DETAILS
21	CONTROL HOUSE - FLOOR PLAN AND ELEVATIONS
22	CONTROL HOUSE - SECTIONS AND DETAILS
23	ELECTRICAL SWITCHGEAR HOUSE FLOOR PLAN & ELEVATIONS
24	ELECTRICAL SWITCHGEAR HOUSE SECTIONS, DETAILS, & MONUMENT SIGN
25	RESERVOIR - FLOOR LAYOUT
26	RESERVOIR - ROOF LAYOUT
27-28	RESERVOIR - FOUNDATION PLAN
29	RESERVOIR - WALL ELEVATIONS
30	RESERVOIR - WALL SECTIONS
31	RESERVOIR - OVERFLOW DETAILS
32-33	RESERVOIR - ROOF DETAILS
34	RESERVOIR - MISCELLANEOUS STRUCTURAL DETAILS
35	RESERVOIR - 48" INLET CONNECTION
36	RESERVOIR - 84" INLET CONNECTION
37	RESERVOIR - 48" OUTLET CONNECTION
38	RESERVOIR - 60" OUTLET CONNECTION
39	MISCELLANEOUS MECHANICAL DETAILS
40	ELECTRICAL PLAN
41	ELECTRICAL ONE-LINE DIAGRAM AND SCHEDULE
42	ELECTRICAL INSTRUMENTATION DIAGRAM
43	ELECTRICAL DETAILS
44-44A	ELECTRICAL DETAILS - IRRIGATION POWER SUPPLY
44B	DRAINAGE DETAILS - STANDARD INLETS & CURBS, - "Y" TYPE INLETS
44C	DRAINAGE DETAILS - 36, 48, AND 60 INCH INLETS, 6, 8, AND 10 FOOT INLETS
44D	DRAINAGE DETAILS - CONCRETE PIPE INSTALLATION

### BENCH MARKS

"□" CUT IN S.E. CORNER OF PUMP PITS STRUCTURE BEHIND PUMP HOUSE AT BELTWOOD PUMP STATION SITE ELEV. = 630.02

"□" @ E.R. ON WEST T.C. ENTRANCE DRIVE TO PUMP STATION ELEV. = 629.64

TEXAS COORDINATES (SURFACE) - CENTER OF PUMP ROOM


N 469,443  
E 2,205,238

**Turner Collie & Braden Inc.**

CONSULTING ENGINEERS

TCB JOB NO. 43-85007-022

MAY 1989



FILE NO. FOR EXISTING IMPROVEMENTS

6300-700, 6400-700A, 6400-700B  
6400-700D, 6300-700D

B25-4 Dallas Beltwood Reservoir Expansion