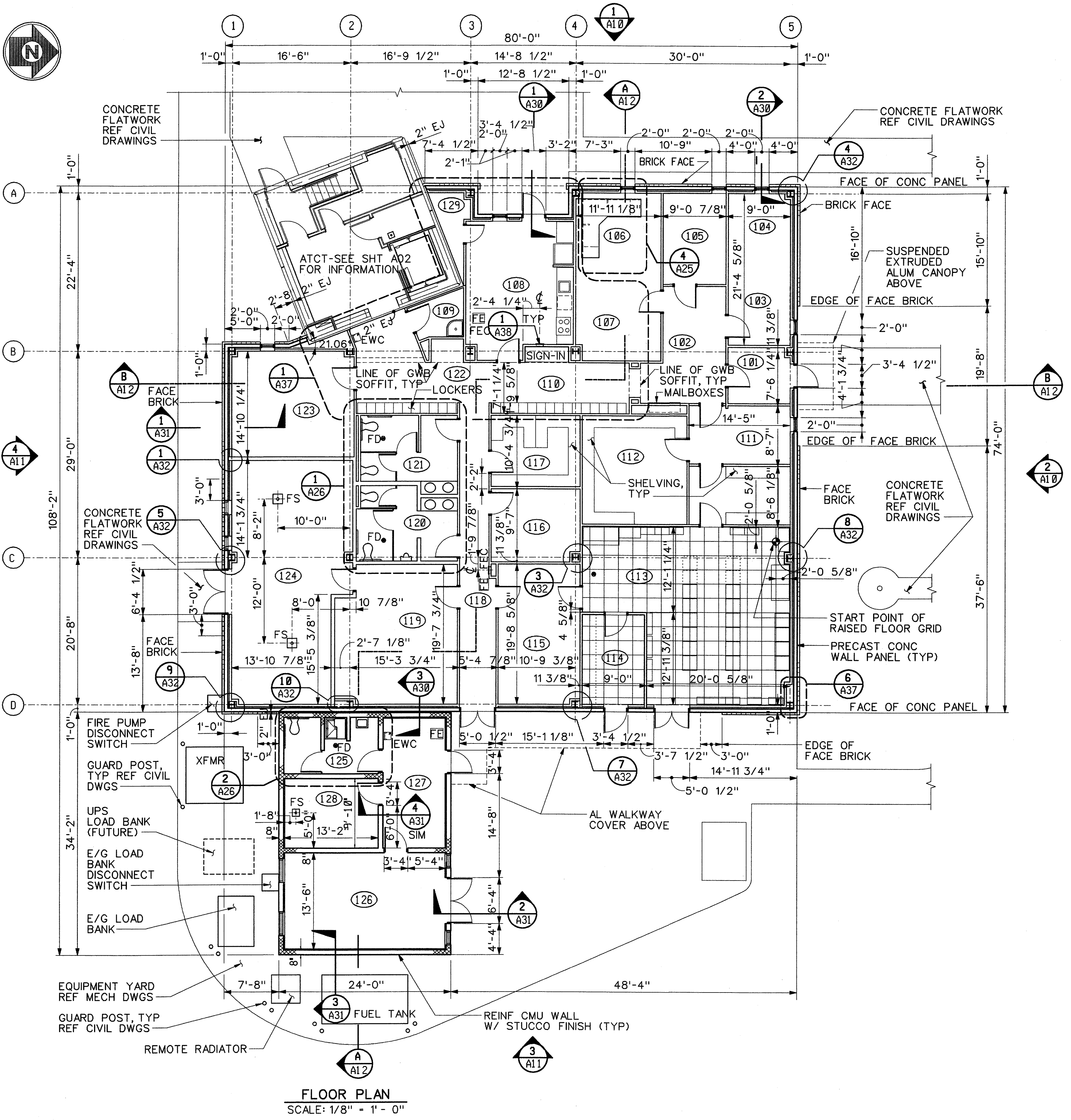



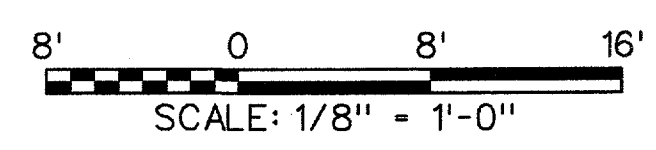
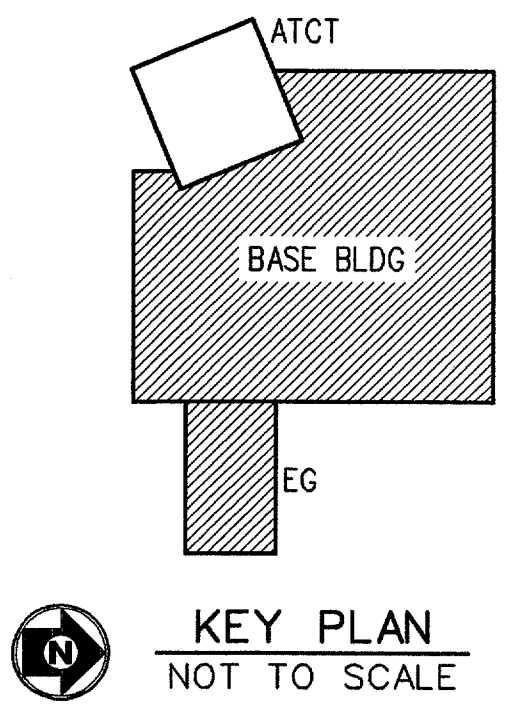
THIS DRAWING PRODUCED ON THE SOUTHWEST REGION MICROSTATION SYSTEM



FLOOR PLAN
SCALE: 1/8" = 1'-0"

RM NO	ROOM NAME
101	VESTIBULE
102	LOBBY
103	RECEPTION
104	AT OFFICE
105	QATS
106	TOWER MANAGER
107	MAIL/FAX/COPY ROOM
108	BREAKROOM
109	JAN CLOSET
110	CORRIDOR
111	AF OFFICE
112	RMM/LIS/MMS ROOM
113	ELECTRONIC ROOM
114	TELCO
115	MATERIAL STORAGE
116	AT/AR/CBI TRAINING RM
117	AT/AF STORAGE
118	CORRIDOR
119	ESU SHOP
120	MEN'S TOILET
121	WOMEN'S TOILET
122	LINK
123	AT/AF CONFERENCE RM
124	MECH/ELEC ROOM
125	TOILET/SHOWER
126	E/G ROOM
127	WORKROOM
128	UPS
129	CABLE ACCESS ROOM

- NOTES:**
- REFERENCE SHEET A001-A FOR ARCHITECTURAL GENERAL NOTES AND BUILDING STATISTICS.
 - REFERENCE SHEET G003-A FOR ABBREVIATIONS AND SHEET G004A FOR LEGENDS.
 - REFERENCE SHEET A005-A FOR DOOR, WINDOW AND WALL TYPES REFERENCE SYMBOLS.
 - REFERENCE SHEET A005-A FOR LOCATION OF INTERIOR PARTITION WALLS CONTAINING SOUND ATTENUATION BATTS, AND FIRE RATED WALLS.
 - REFERENCE MECHANICAL DRAWINGS FOR WALL PENETRATIONS OF DUCTWORK AT COLUMN LINE-D.



A		06-23-03	FAA REDESIGN OF HVAC, JON 21874.	9700164	06-23-03	
REV	DATE	DESCRIPTION		JCN	REDLINE DATE	APVD
DEPARTMENT OF TRANSPORTATION FEDERAL AVIATION ADMINISTRATION FORT WORTH IMPLEMENTATION CENTER FORT WORTH, TX LOW ACTIVITY LEVEL ATCT						
FLOOR PLAN BASE-EG BUILDING						
ADDISON		ADDISON AIRPORT		TX		
REVIEWED BY	SUBMITTED BY		APPROVED BY			
	<i>Edward Hackett</i>		<i>Arturo Bonoso</i>			
	PROJECT ENGINEER, ANI-640		PLATFORM MANAGER, ANI-640			
	DESIGNED	GARY WILLIAMS	ISSUED BY	DATE	06-23-03	JCN
	DRAWN	KS	NAS IMPLEMENTATION ANI-600	DRAWING NO	9700164	REV
	CHECKED			ADS-D-ATCT-A004		A

m:\del\active\ads-ar\act-a004-a.dgn
07/17/2003 04:52:54 PM ksom