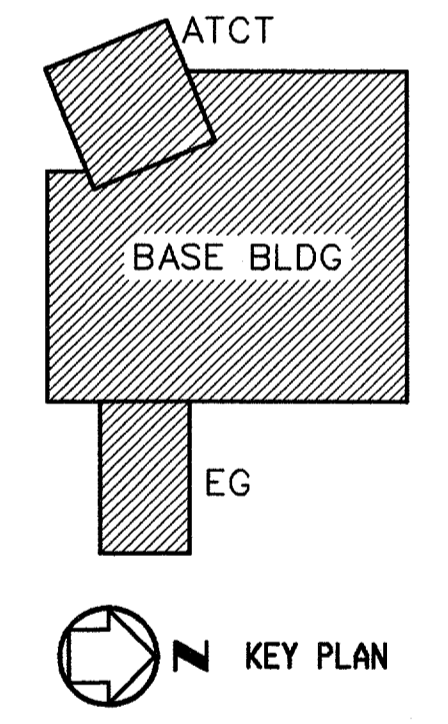
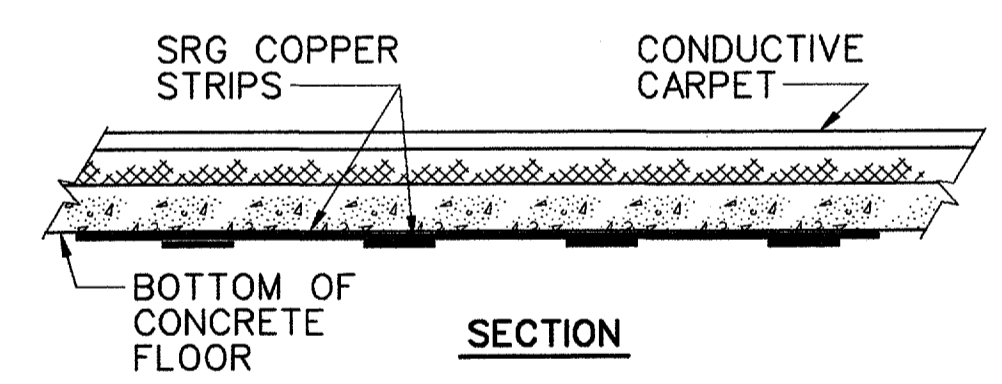
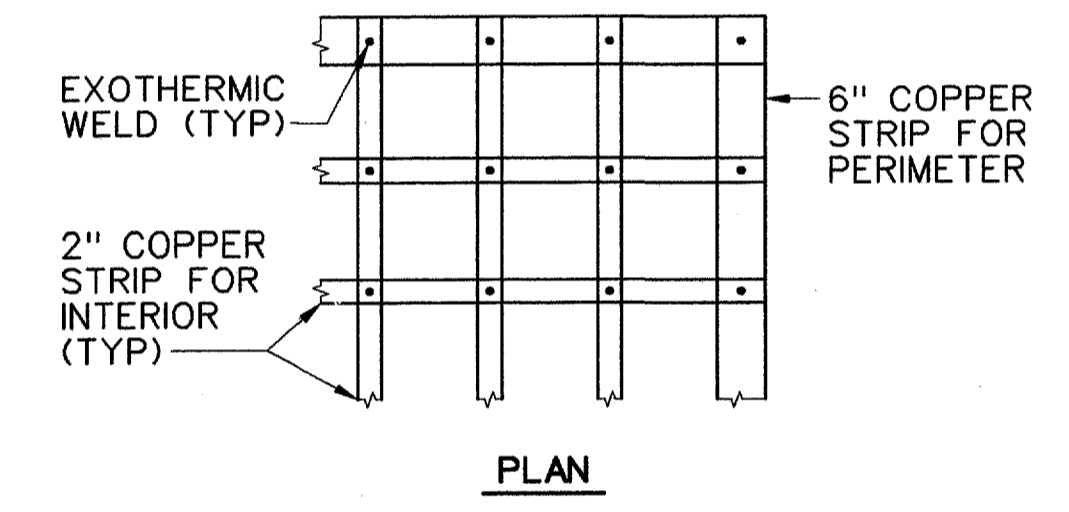
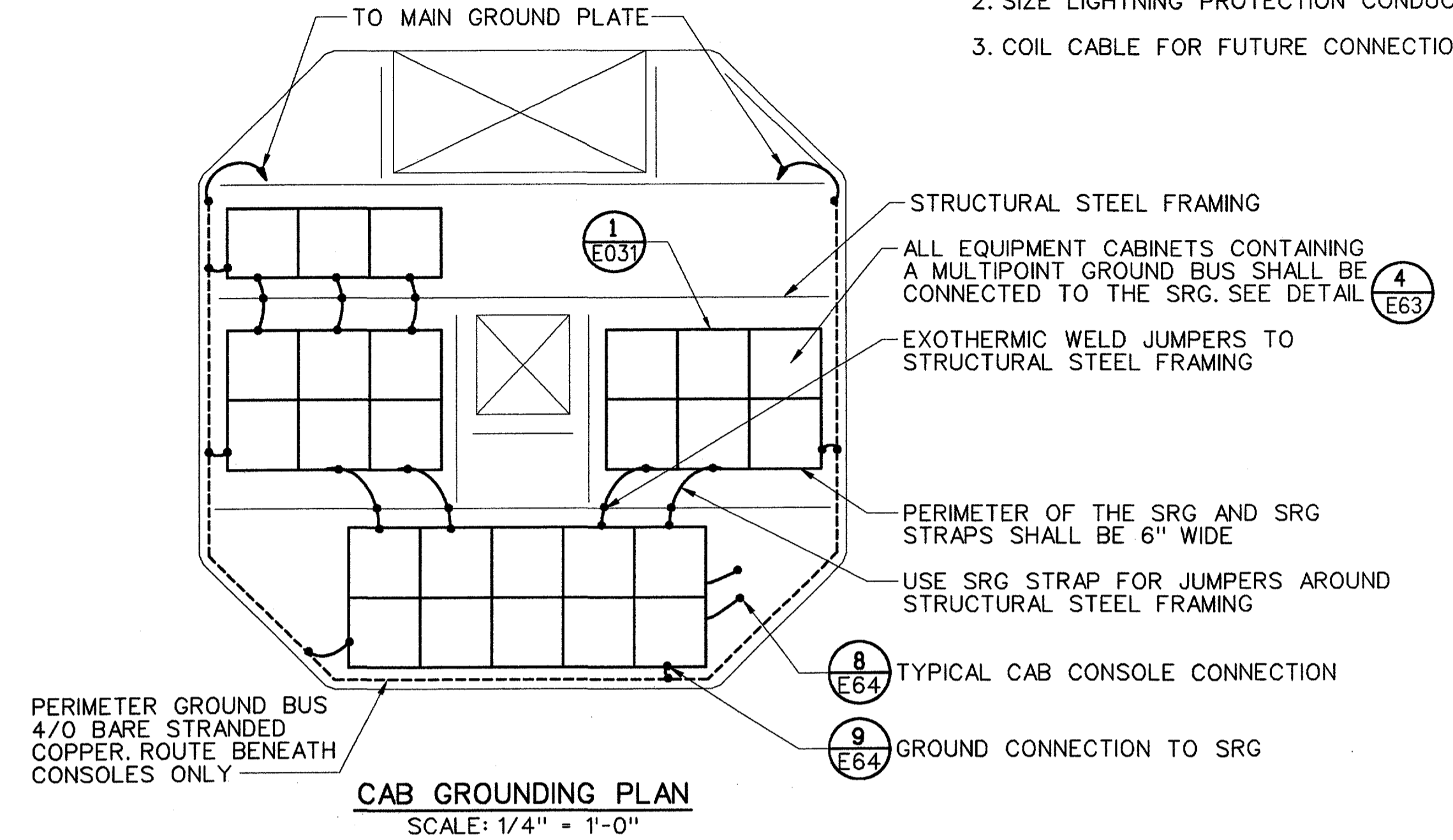
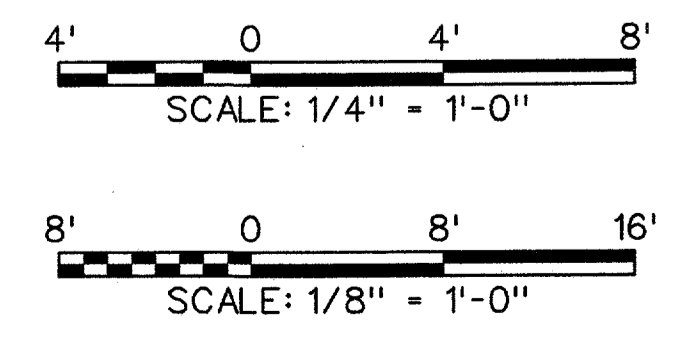


- GENERAL NOTES:**
- FOR INTERCONNECTIONS, SEE SHEET E33, GROUNDING RISER DIAGRAM.
 - SIZE LIGHTNING PROTECTION CONDUCTORS PER SPECIFICATIONS.
 - COIL CABLE FOR FUTURE CONNECTION TO UPS LOAD BANK.



- NOTES:**
- SEE SPECIFICATIONS FOR ADDITIONAL INFORMATION.
- 1 SIGNAL REFERENCE GRID (SRG)
E031 NOT TO SCALE



REV	DATE	DESCRIPTION	JCN	REDLINE DATE	APVD
A	06-23-03	FAA REDESIGN OF HVAC, JON 21874.	9700164	06-23-03	
DEPARTMENT OF TRANSPORTATION FEDERAL AVIATION ADMINISTRATION FORT WORTH IMPLEMENTATION CENTER FORT WORTH, TX LOW ACTIVITY LEVEL ATCT					
GROUNDING AND LIGHTNING PROTECTION PLAN ATCT/BASE-EG BUILDING					
ADDISON		ADDISON AIRPORT		TX	
REVIEWED BY	SUBMITTED BY	APPROVED BY			
	<i>A. Smith</i> 7/18/03	<i>Johnnie L. White</i> 7/18/03			
PROJECT ENGINEER, ANI-630	DATE	PLATFORM MANAGER, ANI-630			
DESIGNED BY	ISSUED BY	DATE	JCN	9700164	
DRAWN	NAS IMPLEMENTATION	06-23-03			
CHECKED	ANI-600	DRAWING NO.			REV
		ADS-D-ATCT-E031			A