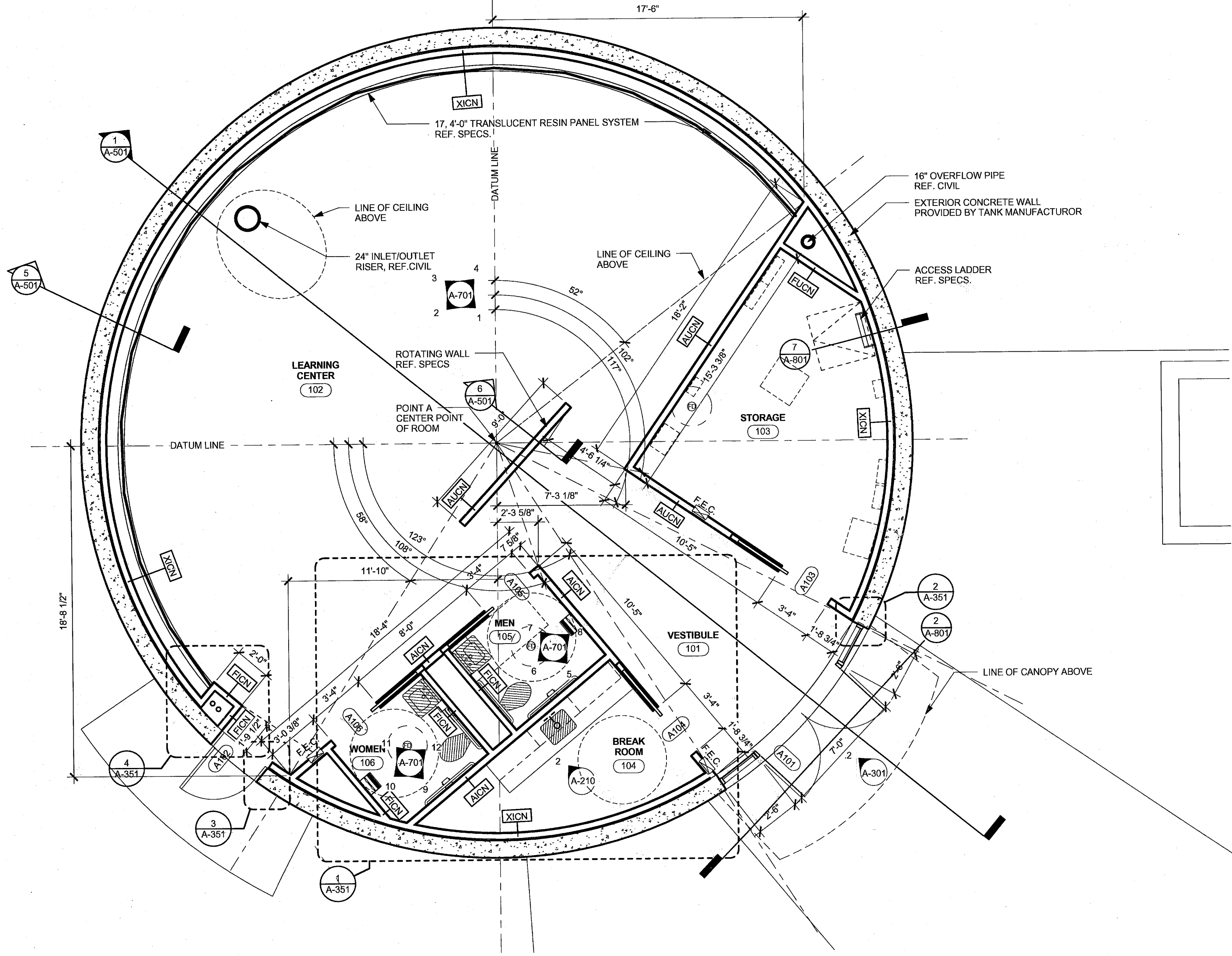


GENERAL NOTES

1. CONSTRUCTION DOCUMENT COORDINATION:
 - A.) REVIEW ALL DRAWINGS AND SPECIFICATIONS FOR COMPLETE REQUIREMENTS AS COORDINATION IS REQUIRED BETWEEN VARIOUS PORTIONS OF THE WORK. (EXAMPLE: REFER ARCHITECTURAL DRAWINGS FOR LOCATING SOME MECHANICAL, PLUMBING, ELECTRICAL & LIGHTING)
 - B.) ANY WORK NOTED AS BY THE GENERAL CONTRACTOR OR BY OTHERS WILL BE ASSIGNED BY THE CONSTRUCTION MANAGER TO THE WORK OF THE TRADE CONTRACTOR GENERALLY PROVIDING THAT TYPE WORK.
2. ITEMS NOT INCLUDED:
 - A.) REFER TO FLOOR PLAN SYMBOLS LEGEND FOR INDICATIONS ON DRAWINGS.
 - B.) ITEMS TYPICALLY PROVIDED BY OWNER:
 - i) LOOSE FURNITURE
 - ii) COMPUTER SYSTEMS.
3. DIMENSIONS:
 - A.) DO NOT SCALE DRAWINGS UNLESS AUTHORIZED BY ARCHITECT FOR SPECIFIC ITEMS.
 - B.) DIMENSIONS ARE TYPICALLY SHOWN TO CENTERLINE OF COLUMN, FACE OF METAL STUD (NOT FACE OF DRYWALL), OR FACE OF MASONRY UNLESS SPECIFICALLY NOTED OTHERWISE.
 - C.) DIMENSIONS ARE TO BE CAREFULLY REVIEWED BY CONTRACTORS AND DISCREPANCIES REPORTED TO ARCHITECT FOR CORRECTION BEFORE PROCEEDING WITH THE AFFECTED AREA OF THE WORK.
 - E.) COORDINATE OPENINGS REQUIRED FOR ITEMS SUCH AS DOORS, WINDOWS, LOUVERS, CASEWORK, ETC. WITH SCHEDULED SIZE.
4. SCHEDULED ITEMS:
 - A.) FOR ITEMS ON THE SYMBOL LEGEND OR TREATMENT OF THE FOLLOWING TYPICAL ITEMS, REFERENCE THE FOLLOWING INFORMATION:


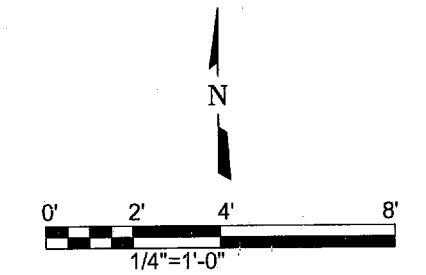
DOORS/WINDOWS	REFER TO A301
PARTITION TYPE	REFER TO A301
HANDICAP MOUNTING HEIGHTS	REFER TO A100
CASEWORK/MILLWORK ELEVATIONS	REFER TO A210
 - B.) KEY BOX TO BE RECESSED (10'-0" AFF) INTO METAL CLADDING AT FRONT ENTRIES OF MAIN BUILDING. CONTACT FIRE MARSHALL FOR PURCHASE REQUIREMENTS, AND TO CONFIRM LOCATIONS.
5. DRYWALL:
 - A.) PROVIDE MOISTURE RESISTANT GYPSUM BOARD AT PARTITIONS AT ALL TOILET AND SHOWER AREAS.
 - B.) ALL GYPSUM BOARD SHALL BE TYPE 'X' EXCEPT AS OTHERWISE REQ'D FOR TESTED ASSEMBLY RATING.
 - C.) PROVIDE FIRE TREATED WOOD BLOCKING OR WHERE SPECIFICALLY INDICATED STEEL BACKING PLATES AND HORIZONTAL REINFORCING IN THE WALL FOR ANCHORAGE OF TOILET PARTITIONS, GRAB BARS, WALL CABINETS, AND MARKER OR TACK BOARDS.
 - D.) GYPSUM BOARD AS PART OF A FIRE RATED ASSEMBLY IS TO BE EXTENDED AS NECESSARY TO PROVIDE FIRE RATED PROTECTION. CUT GYPSUM BOARD TO A CLOSE FIT TO IRREGULARITIES SUCH AS BAR JOISTS AND SEAL AS REQUIRED FOR FIRE RATINGS.
6. PENETRATIONS / EXPANSION JOINTS:
 - A.) MECHANICAL PENETRATIONS THRU FIRE RATED PARTITIONS OR FLOORS ARE TO BE PROVIDED WITH FIRE DAMPERS. (REFER TO MECHANICAL DRAWINGS.)
 - B.) PENETRATIONS THRU WALLS, FLOOR CEILING/ROOF WHICH ARE FIRE RATED (AS NOTED OR SCHEDULED) ARE TO BE SEALED AIR TIGHT WITH FIRE RATED SEALANT PER SPECIFICATION.
 - C.) 3/8" CONTROL JOINT IN GYPSUM BOARD IS TO BE USG #093. PROVIDE GYPSUM BOARD CONTROL JOINTS ABOVE AND BELOW EACH EDGE OF DOORS/WINDOWS AND AT OTHER LOCATIONS AS INDICATED ON ELEVATIONS AND AS SPECIFIED.
7. DOORS, WINDOWS, AND GLAZING: - REFER TO A 301
 - A.) HARDWARE: ALL DOOR LOCKSETS SHALL COMPLY WITH T.A.S. (ADA) STANDARDS 4.13.9 AND HAVE A MAXIMUM OPERATING FORCE OF 5 LBS. MAXIMUM. DOOR CLOSER OPENING FORCE SHALL NOT EXCEED 5 LBS. FOR INTERIOR DOORS WHEN MEASURED 30" FROM THE HINGE SIDE OF THE DOOR. SET DOORS AT 8 LBS. FOR EXTERIOR DOORS.
 - B.) ALL EXTERIOR WINDOW GLASS (EXCLUDING ENTRY DOORS) IS TO BE 1" DOUBLE GLAZED INSULATED UNITS (TINTED) PER SPECIFICATIONS.
8. FINISHES:
 - D.) INTERIOR FINISHES:
 - i.) REFER TO "FINISH CODE" ON EACH FLOOR PLANS FOR FINISHES.
 - ii.) EXTEND FLOORING OF ROOM INTO CASEWORK KNEESPACE AND TOE SPACES.
 - iii.) FINISH REAR WALL OF KNEESPACE TO MATCH WALL FINISH OF ROOM.
 - iii.) PAINT - FOR BID DAY PURPOSE ALLOW FOR A MINIMUM OF 6 COLORS FOR WALLS, FURREDOWNS, AND ACCENTS.
 - iv.) CERAMIC TILE - ALLOW FOR ACCENT TILES (AS STIPULATED IN SPECIFICATIONS) TO BE LAID IN A PATTERN PROVIDED BY THE ARCHITECT OR AS INDICATED ON DRAWINGS WHERE SHOWN.
 - v.) PROVIDE RESILIENT TRANSITION STRIP AT ALL CHANGES OF FLOORING TYPE. TRANSITION BETWEEN ROOMS IS TO OCCUR AT THE CLOSED DOOR LOCATION.



1 Floor Plan - Level 1
1/4" = 1'-0"
PLAN NORTH

PARTITION SYMBOL LEGEND	
XXXX	Partition type - See schedule sheet A301
U	Uninsulated
I	Insulated with 3" Sound Attenuation Batt Insulation Regardless of Cavity Size
D	Extend wall to underside of structural deck
C	Top of wall to extend to 12" above finished ceiling height
N	Non-rated partition
S	Construction capable of resisting the passage of smoke, run drywall on room side continuous to deck and fire seal.
1	1 Hour partition
2	2 Hour partition
3	3 Hour partition
4	4 Hour partition
AUDN	

FLOOR PLAN SYMBOLS LEGEND			
	Callout Tag		Building Section Tag
	Door Tag		Wall Section Tag
	Interior Elevation		Spot Elevation Tag
	Exterior Elevation		Centerline
	Floor Drain		Room Tag and Number
	Furniture and Equipment, By Owner		Fire Extinguisher Cabinet



WRA Architects, Inc.
12377 West Drive
Dallas, Texas 75251
214.750.0071 voice
214.750.0821 fax
www.wraarchitects.com

FRESE NICHOLS
2220 San Jacinto Blvd., Suite 330
Denon, Texas 76208
Phone (840) 387-4800
Fax (840) 387-4877
Web - www.frese.com

Town of Addison, Texas
SURVEYOR 1.5 MG EST
ARCHITECTURE
Level 1 Floor Plan

NO.	DATE	BY	ISSUE	FILE NAME
1	07/19/11	ADD08459	DESIGNED SMA	
2			DRAWN SMA	
3			REVISED SMA	
4			CHECKED	

VERIFY SCALE: Bar is one inch on original drawing. If not one inch on this sheet, adjust scale.

SHEET **A-201**