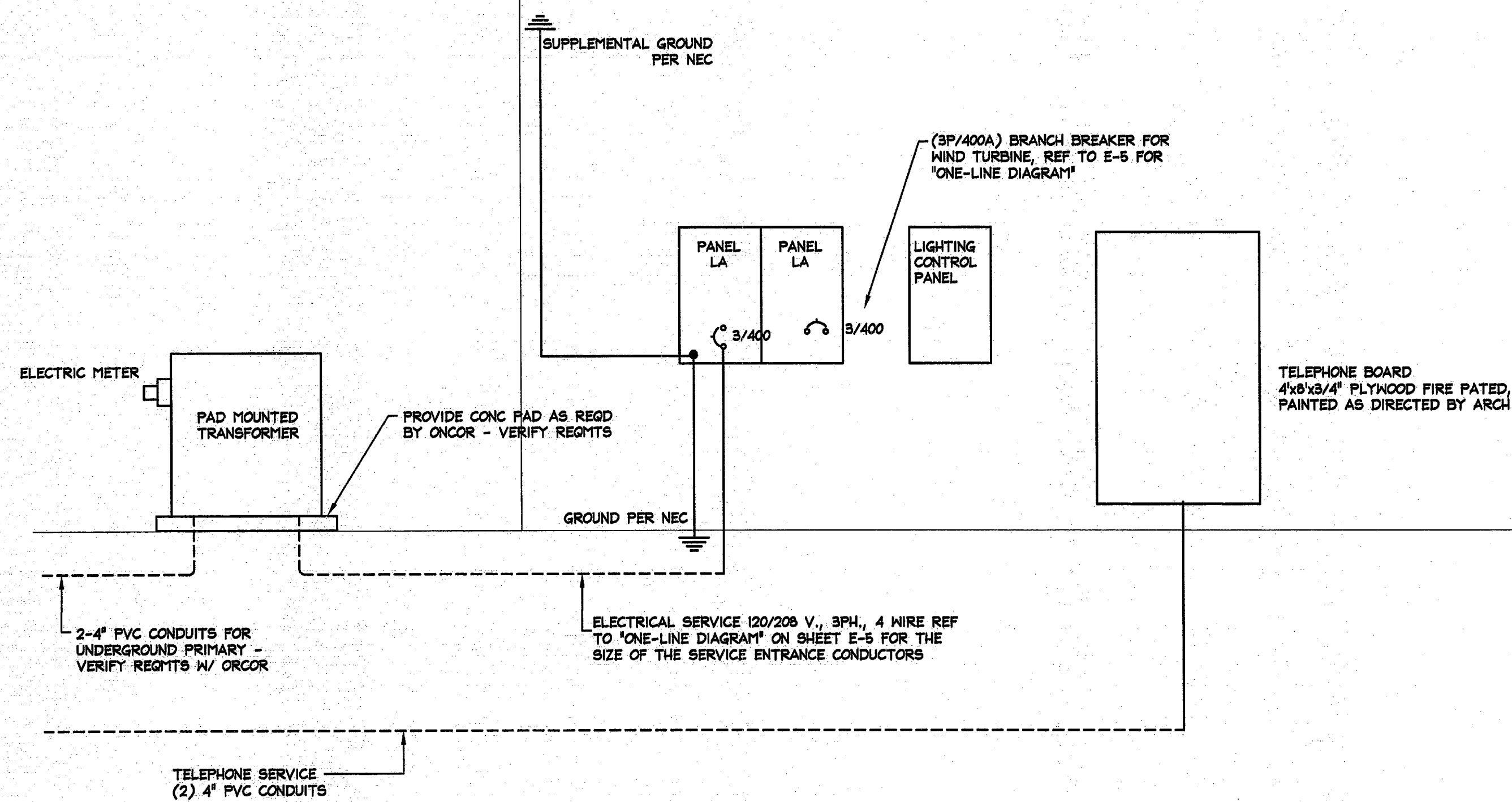
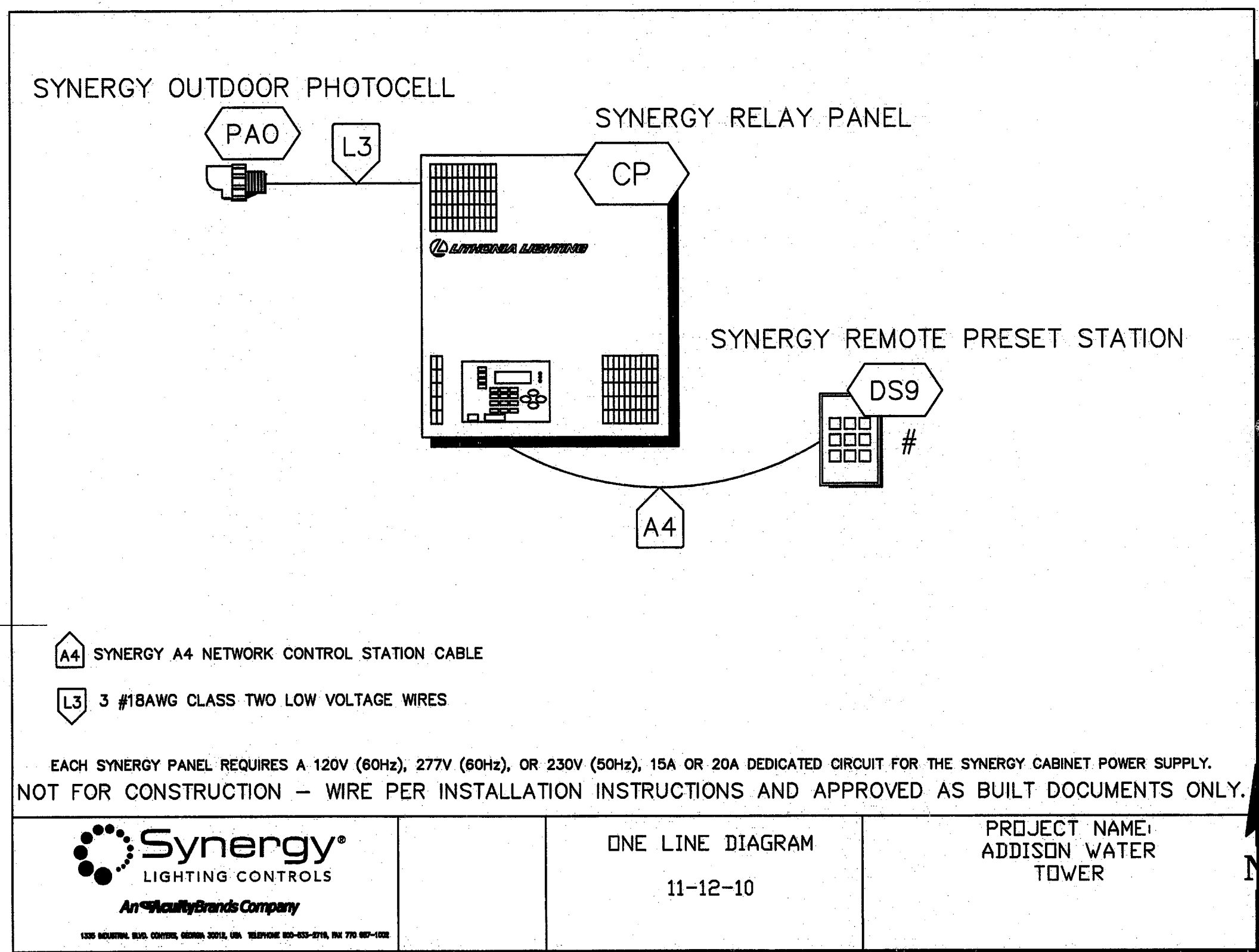


LIGHT FIXTURE SCHEDULE			
MARK	DESCRIPTION	LENS LAMPS	REMARKS
A	6" APERTURE ROUND VERTICAL RECESSED FLUORESCENT DOWNLIGHT WITH CLEAR SEMI-SPECULAR REFLECTOR AND ELECTRONIC BALLAST. 120 VOLT LITHONIA #LP6FN-32TRT-609AZ-MVOLT	(1)-32W CFL	TYPE 'AE' IS THE SAME AS TYPE 'A' EXCEPT WITH BATTERY PACK TO DRIVE ONE LAMP FOR 90 MIN. LITHONIA #EL OPTION
B	FLOOD LIGHT MOUNTED ABOVE CEILING ON A BOX SUSPENDED FROM STRUCTURE ABOVE. 4x4 DISTRIBUTION - 120 VOLT LITHONIA #TFM100M-RG-120-TFMTS	CLEAR GLASS (1)-100 W MH CLEAR	
C	6" DOWNLIGHT, SHALLOW HOUSING, HORZ LAMP WITH DAMP LOCATION LABEL - 120 VOLT - 8" MAX DEPTH LITHONIA #AF-132-6AR-MVOLT-DL	(1)-32W CFL	TYPE 'CE' IS THE SAME AS TYPE 'C' EXCEPT WITH BATTERY PACK TO DRIVE ONE LAMP FOR 90 MIN. LITHONIA #EL OPTION
D	WALL THROUGH PERIMETER WALL WASH LIGHTING SYSTEM OF CUSTOM LENGTHS. NATURAL ALZAK BAFFLE, ELECTRONIC BALLAST - 120 V. MARK ARCHITECTURAL LIGHTING PPL-XX-SL-0-2T8S-E8PR-120	NATURAL ALZAK REFLECTOR (2)-32W T8	TYPE 'D3' IS THE SAME AS TYPE 'D' EXCEPT 3 FT LONG.
E	RECESSED FLUORESCENT LENSED WALL WASHER, WIDE DISTRIBUTION, 120 VOLT GOTHAM #DLWF-132TRT-8-AR-120	RIBBED GLASS LENS (1)-32W CFL TRIPLE TUBE	
F	WALL MOUNTED SECURITY LIGHT W/ ELECTRONIC BALLAST. 120 VOLT ECLIPSE #KVA-WS-DTT-120-WH	CLEAR GLASS (2)-26W CFL	
G	SURFACE MOUNTED FLUORESCENT STRIP LIGHT W/ ELECTRONIC BALLAST. 120 VOLT LITHONIA # C132-120	(1)-32W T8	TYPE 'GE' IS THE SAME AS TYPE 'G' EXCEPT WITH BATTERY PACK TO DRIVE ONE LAMP FOR 90 MIN. LITHONIA #EL OPTION
X	EXIT LIGHT - UNIVERSAL MOUNT, UNIVERSAL ARROWS, STENCLED FACE, RED LETTERS, LED LAMPS, 120 VOLT, WHITE PLACTIC FINISH LITHONIA #LQM-S-W-1-R-120-ELN	RED LENS LED LAMP PANEL	

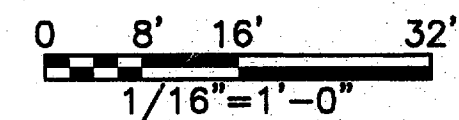
PANEL 'LA'														
DESCRIPTION	POLES	TRIP	CIRCUIT	LIGHTING	POWER	POWER	LIGHTING	CIRCUIT	TRIP	POLES	DESCRIPTION	POLES	TRIP	CIRCUIT
Lights	1P	20	1	800			670	2	20	1P	Lighted Wall			
Lights	1P	20	3	800			500	4	20	1P	Spot Lights			
Spot Lights	1P	20	5	160		540		6	20	1P	3 Recept			
Outdoor Lights	1P	20	7	750		540		8	20	1P	3 Recept			
Multi Media Rack	1P	20	9		1000	380		10	20	1P	2 Recept			
Multi Media Rack	1P	20	11		1000	1200		12	20	1P	6 Recept			
Obstruction Lights	1P	20	13	1500		500		14	20	1P	Tele Board			
RTU Cab	1P	20	16		500	500		18	20	1P	Chlorine Recept			
Kitchen Recept	1P	20	17		1200	500		18	20	1P	F.A.C.P.			
Door Locks	1P	20	19		100		100	20	20	1P	Exit Lights			
Refrigerator	1P	20	21		750	250		22	20	1P	Automated Ticker			
Toilet Ex Fans	1P	20	23		300	380	390	24	20	1P	Mezzanine Lighting & Receptacle			
Heat Pump - Indoor Unit Ckt 1	3P	60	25		4000	2700		26		3P	Heat Pump Indoor Unit Ckt 2			
			27		4000	2700		28						
			29		4000	2700		30	40					
			31		2500	1000		32	20					
Heat Pump - Outdoor Unit	3P	40	33		2500	1000		34	20	1P	HAND DRYER			
			35		2500	1500		38		2P	HAND DRYER			
			37		1000	1500		38	25	2P	Heat Pump Indoor HPU-2			
Water Heater	2P	20	39		1000	1832		40		2P	Heat Pump Outdoor HCU-2			
			41			1632		42	25					
Pedestal Ladder Lighting	1P	20	43	1000			650	44		2P	Bowl Lighting			
Pedestal Emergency Ltg.	1P	20	45	200			650	46	20					
Demonstration Turbo	1P	20	47		800	450		48	20	1P	Valve Vault Fan			
Pedestal Base Ltg.	1P	20	49	1000			1400	50	20	1P	Turbine Lighting			
Valve Vault Ltg.	1P	20	51	240				52	20	1P	Spare			
Valve Vault Recept. (2)	1P	20	53		380	180		54	20	1P	Gazebo Receptacle. (1)			
East Gate	1P	20	55		800	800		56	20	1P	Tank Mxer			
South Gate	1P	20	57		800	300		58	20	1P	Irrigation Controller			
	1P	20	59			180		60	20	1P	Receptacle On Bowl			
	1P	20	61					62	20	1P				
	1P	20	63					64	20	1P				
	1P	20	65					66	20	1P				
	1P	20	67					68	20	1P				
	1P	20	69					70	20	1P				
	1P	20	71					72	20	1P				
	1P	20	73					74	20	1P				
	1P	20	75					76	20	1P				
	1P	20	77					78	20	1P				
	1P	20	79					80		3P				
	1P	20	81					82						
	1P	20	83					84	400					
GROUND BUSS														
CONNECTED LIGHTING	10810	X	1.25	13263	DESIGNATION				PANEL 'LA'					
CONNECTED POWER				51734	MOUNTING				SURFACE					
TOTAL DESIGN LOAD				64997	VOLTAGE-PHASE-WIRE				120 208 3 PH 4 WIRE					
TOTAL CONNECTED AMPS				180.63	MAINS TYPE				IMCB					
					MAINS AMPS				400					



01 ELECTRICAL RISER DIAGRAM
SCALE: NONE



02 LIGHTING CONTROL PACKAGE
SCALE: NONE



S. Tott & Associates Inc.
13841 Omega Road, Dallas, Texas 75244
972-398-6839
The seal on this document was authorized by Richard L. Harris, P.E., 10089 on the date shown below.
Richard L. Harris, P.E.
S. Tott & Associates Inc., P.O. Box 13841, Dallas, Texas 75244
Phone: (972) 398-6839
Fax: (972) 398-6839

FREESSE & NICHOLS
2220 San Jacinto Blvd., Suite 330
Denton, Texas 76205-7889
Phone: (940) 387-4600
Fax: (940) 387-4677

TOWN OF ADDISON, TEXAS
SURVEYOR 1.5 MG EST
ELECTRICAL RISER DIAGRAM
M.E.P.

NO.	ISSUE	DATE	BY	F&N JOB NO.	DATE	DESIGNED	DRAWN	TRB	REVISION	CHECKED	RLN	FILE NAME
				ADD08459	01/18/11	GCH	TRB					4049-E-3.dwg

Bar is one inch on original
Scale is one inch on this sheet, adjust scale.

VERIFY SCALE 0

SHEET EP-3