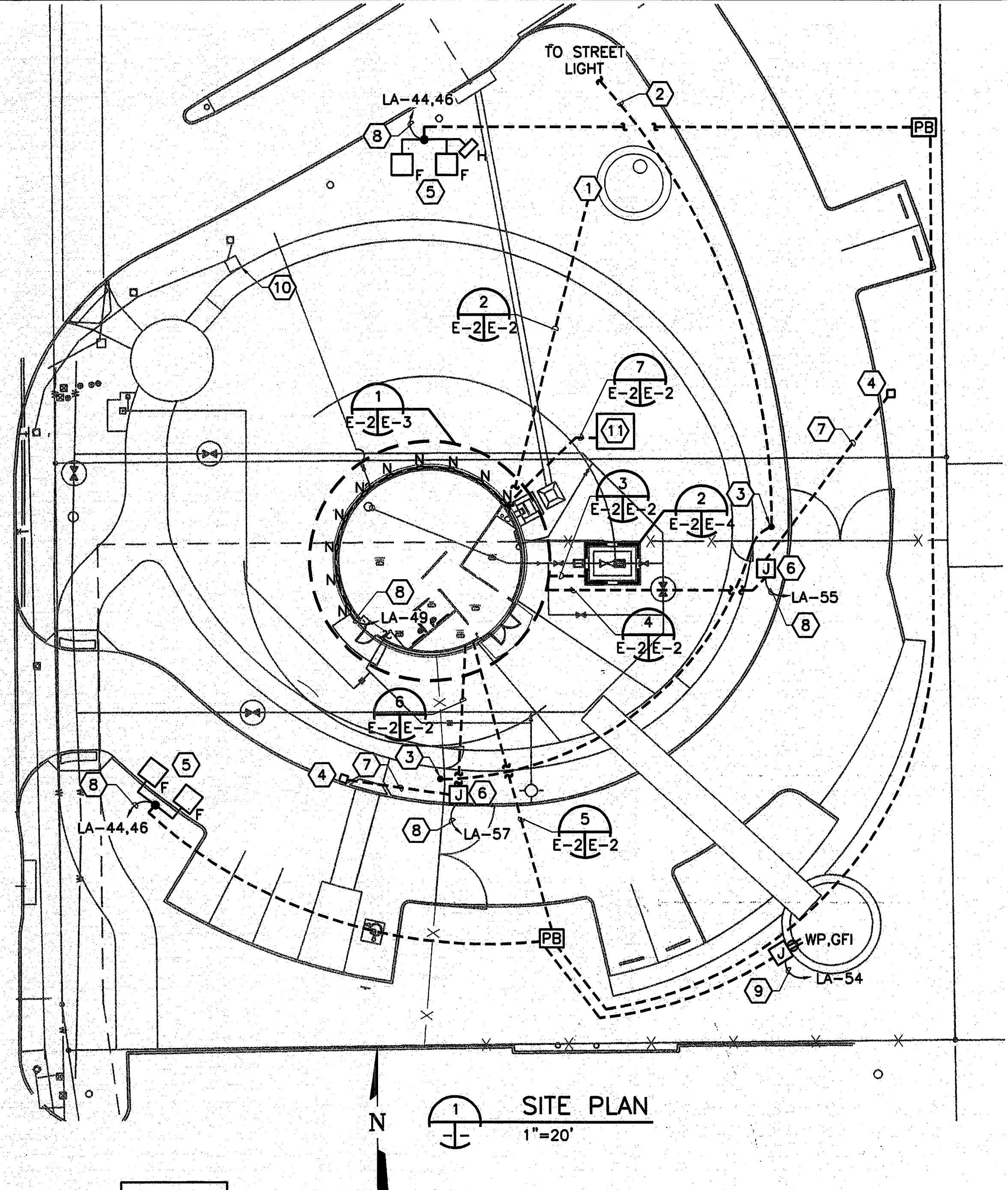


ACAD: Rel: 18.0s (LWS Tech) User: ppm File: N:\elec\EL-ADD-PL-SITE.dwg
 (ADD08459) (D:\NSR\2) N:\elec\EL-ADD-PL-SITE.dwg LAYOUT: EL-ADD-PL-SITE
 DATE: 01/18/11 PLOT: 1 TWIST: CLUAL\FRESE.COM
 REFERENCES: N:\elec\Bose\MM-STAMP.dwg N:\Standards\34BORDER.DWG N:\F\Freese\CV-UTIL-PL-EST-ADDISON.dwg 95784.dwg



- GENERAL NOTES:**
- CONTRACTOR SHALL COORDINATE POWER WITH UTILITY COMPANY. ALL COORDINATION WITH THE UTILITY COMPANY SHALL BE ROUTED THROUGH THE TOWN OF ADDISON.
 - THE DEMONSTRATION TURBINE WILL HAVE TEMPORARY POWER FROM THE UTILITY COMPANY. CONTRACTOR SHALL BE RESPONSIBLE TO PROVIDE PERMANENT POWER TO THE DEMONSTRATION UNIT.

- NOTES BY SYMBOL "⬡"**
- DEMONSTRATION WIND TURBINE WILL BE INSTALLED UNDER SEPARATE CONTRACT. CONTRACTOR SHALL MAKE ALL EFFORTS TO AVOID DAMAGE TO WIND TURBINE AND EQUIPMENT.
 - PROVIDE 1" PVC CONDUIT TO THE NEAREST STREET LIGHT. CONTRACTOR SHALL COORDINATE WITH UTILITY COMPANY.
 - CONTRACTOR SHALL INSTALL LIGHT POLES BASES AS SHOWN ON DETAIL 213-30/E-11. CONTRACTOR SHALL INSTALL LIGHT POLE PROVIDED BY THE TOWN. CONTRACTOR SHALL PROVIDE 1" PVC CONDUIT TO CONNECT WITH STREET LIGHTS ON ARAPAHO ROAD.
 - PROVIDE ACCESS CONTROL SYSTEM CARD READER.
 - CONTRACTOR SHALL PROVIDE SHIELDS ON LIGHT FIXTURES AND ADJUST SHIELDS TO PREVENT SHOOTING LIGHT PAST THE BOWL.
 - RE: 5/E-10 FOR GATE OPERATORS AND INSTALLATION DETAILS.
 - PROVIDE 1"C. FOR ACCESS CARD READER.
 - PROVIDE 2 #10, #10G., 1"C.
 - PROVIDE 2 #12, #12G., 1"C.
 - LOCATION OF ELECTRIC VAULT THAT MIGHT POWER LIGHTS. CONTRACTOR SHALL FIELD VERIFY.
 - TRANSFORMER PAD LOCATION SHALL BE COORDINATED WITH UTILITY COMPANY. CONTRACTOR SHALL COORDINATE ALL TRENCH WORK, ELBOWS, CONDUIT, CONCRETE WORK, AND INSPECTIONS REQUIRED WITH UTILITY COMPANY.

1	BRK-011C	2"C.
2	COMM-11C	2"RGS
3	INV-11P	2"RGS
4	LA-47	2"C.

1	LA-48 LA-53 LA-51	2"C.
2	PIT-01C PIT-02C	2"RGS
3	VLV-01C VLTH-01C	2"C.
4	SPARE	2"C.
5	SPARE	2"C.
6	SPARE	2"C.

1	LA-55	2"C.
2	SPARE	2"C.
3	SPARE	2"C.
4	SPARE	2"C.

1	LA-44,46 LA-54	2"C.
2	SPARE	2"C.

1	LA-57	2"C.
2	SPARE	2"C.
3	SPARE	2"C.
4	SPARE	2"C.

1	UTIL-01P	3"C.
2	UTIL-01P	3"C.

2 DUCT BANK DETAIL NOT TO SCALE


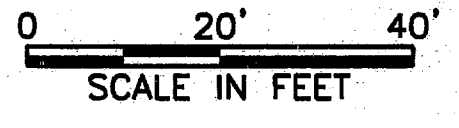
3 DUCT BANK DETAIL NOT TO SCALE

4 DUCT BANK DETAIL NOT TO SCALE

5 DUCT BANK DETAIL NOT TO SCALE

6 DUCT BANK DETAIL NOT TO SCALE

7 DUCT BANK DETAIL NOT TO SCALE



FRESE & NICHOLS
 2220 San Jacinto Blvd., Suite 330
 Denton, Texas 76205-7589
 Phone - (940) 387-4600
 Fax - (940) 387-4677

TOWN OF ADDISON, TEXAS
SURVEYOR 1.5 MG EST
 ELECTRICAL
SITE PLAN

NO.	ISSUE	DATE	BY	F&N JOB NO.	FILE NAME
				ADD08459	EL-ADD-PL-SITE.dwg
		01/18/11	JWM	DESIGNED	
			JAF	DRAWN	
			JNH	CHECKED	
				REVIS	

Bar is one inch on original drawing. If not one inch on this sheet, adjust scale.

VERIFY SCALE

SHEET **E-2**

SEQ.