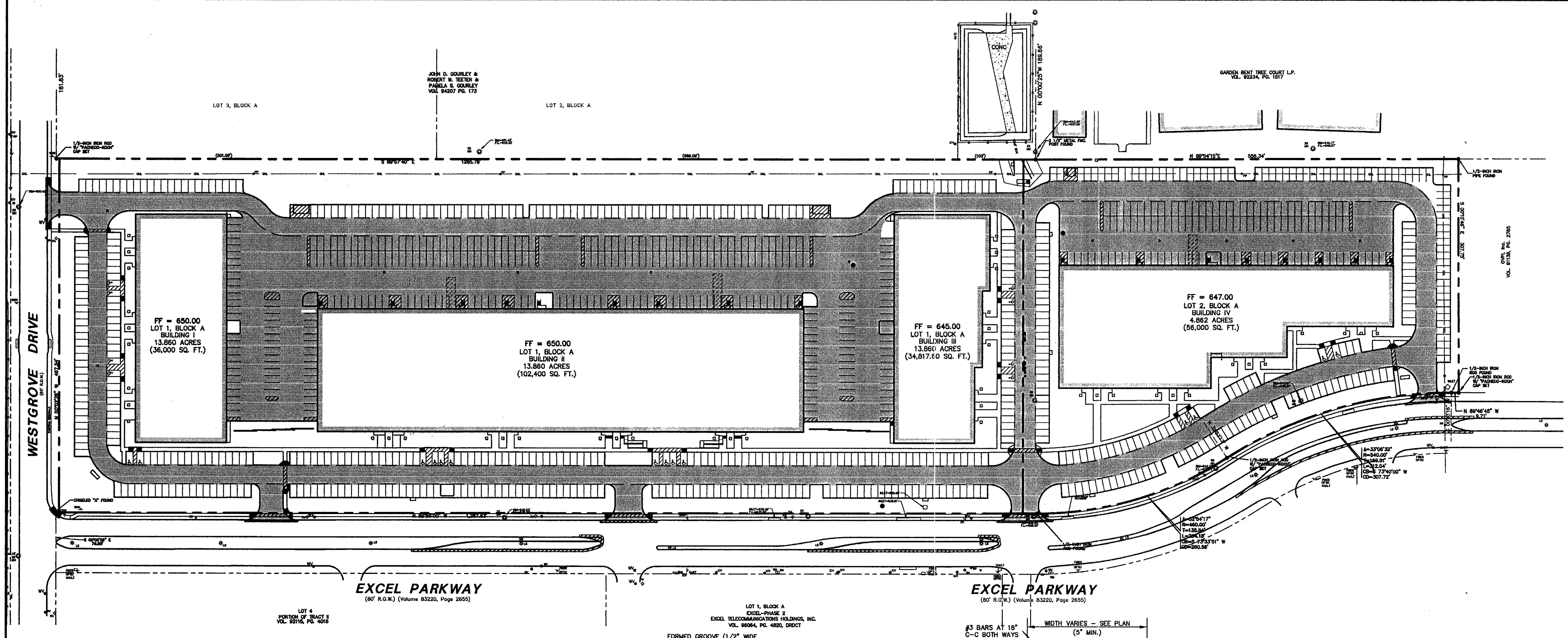

PAVING NOTES

1. UNLESS OTHERWISE NOTED, ALL CONCRETE SHALL BE CLASS "A", (3000 PSI).
2. UNLESS NOTED, ALL FILL PLACED UNDER PAVING SHALL BE COMPACTED TO 95% STANDARD PROCTOR DENSITY IN 6 INCH LIFTS. REFER TO STRUCTURAL SPECIFICATION FOR FILL PLACED BENEATH BUILDING AREAS. ALL OTHER FILL AREAS TO BE COMPACTED TO 90% STANDARD PROCTOR.
3. THE CONTRACTOR SHALL SUBMIT A JOINT SPACING PLAN TO THE ENGINEER FOR APPROVAL. UNLESS NOTED, EXPANSION JOINT SPACING SHALL BE 90' MAXIMUM EACH WAY WITH NO KEYWAYS AND SAWED DUMMY JOINTS SHALL BE 15' EACH WAY.
4. TRANSVERSE CONSTRUCTION JOINTS SHALL BE USED AT THE END OF EACH DAY'S PAVING AND WHERE INTERRUPTIONS SUSPEND OPERATIONS FOR 30 MINUTES OR MORE.
5. ALL PAVEMENTS TO BE REMOVED SHALL BE FULL DEPTH SAWCUT TO A NEAT LINE, AND THE PAVEMENT REMOVED IN SUCH A MANNER AS TO PRESERVE THE EXISTING TRANSVERSE REINFORCING STEEL TO THE MAXIMUM EXTENT POSSIBLE.
6. ALL CURB AND GUTTER SHALL BE INTEGRAL WITH THE PAVEMENT AND HAVE THE SAME COMPRESSIVE STRENGTH.
7. PAVEMENT REINFORCEMENT SHALL BE #3 BARS, SPACED AT 18" CENTER TO CENTER EACH WAY EXCEPT WHERE NOTED IN THE PLANS.
8. BAR LAPS SHALL BE 30 DIAMETERS IN LENGTH.
9. ALL STRIPES SHALL BE 4" WIDE, UNLESS OTHERWISE NOTED.
10. INSTALLATION AND PLACEMENT OF IRRIGATION SLEEVES AND UTILITY CONDUITS SHALL BE IN ACCORDANCE WITH LANDSCAPE ARCHITECTS AND MEP PLANS.
11. SIDEWALKS SHALL HAVE A SLOPE NO GREATER THAN 5% AND A CROSS FALL NO GREATER THAN 2% UNLESS NOTED OTHERWISE.
12. DEVELOPER WILL BE REQUIRED TO REHAB OR REPLACE ALL EXISTING CRACKED OR DETERIORATED SIDEWALKS.

PAVING LEGEND:

- 5" 3,000 PSI CLASS "A" CONC. PVMT. DRIVE AND PARKING AREAS
- 6" 3,600 PSI CLASS "C" CONC. PVMT. FIRELANES AND DOCK AREAS

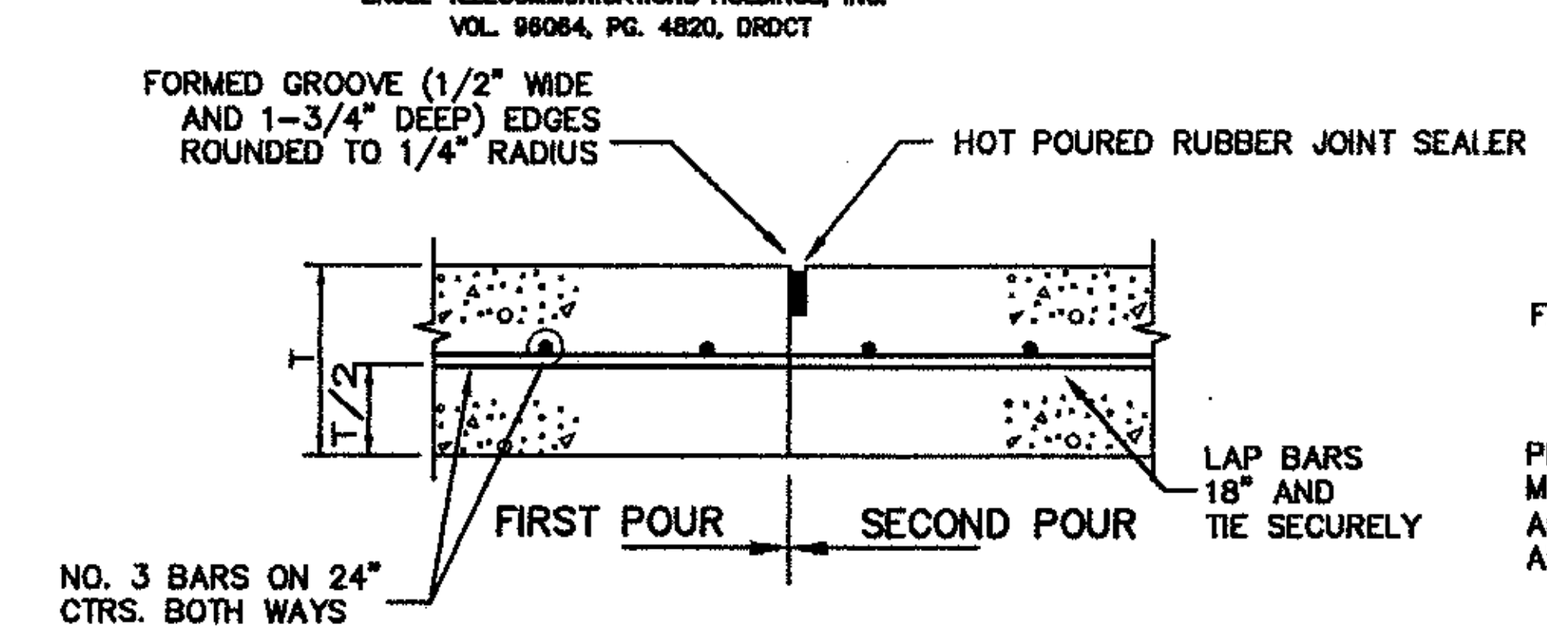

1 **CONSTRUCTION JOINT**
NOT TO SCALE

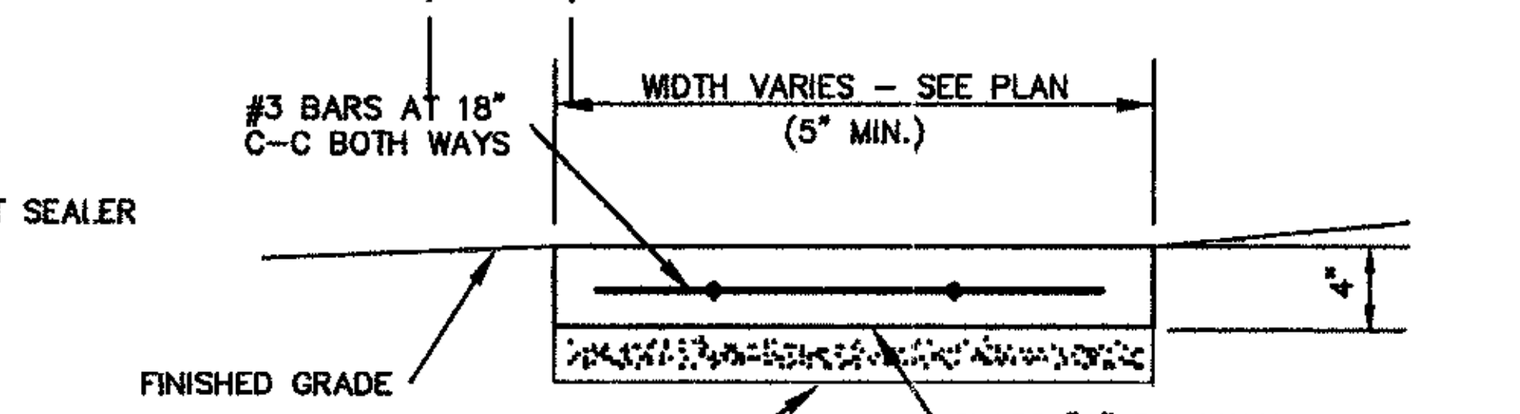

PROVIDE BITUMINOUS EXPANSION MATERIAL WHERE WALK ABUTS EXISTING IMROVEMENTS (P) AND AT ALL CHANGES IN GRADE

PROVIDE TOOLED JOINTS AT 40' SPACING.
PROVIDE REDWOOD EXPANSION JOINTS AT 40' SPACING.

2 **Concrete Walk**
NOT TO SCALE

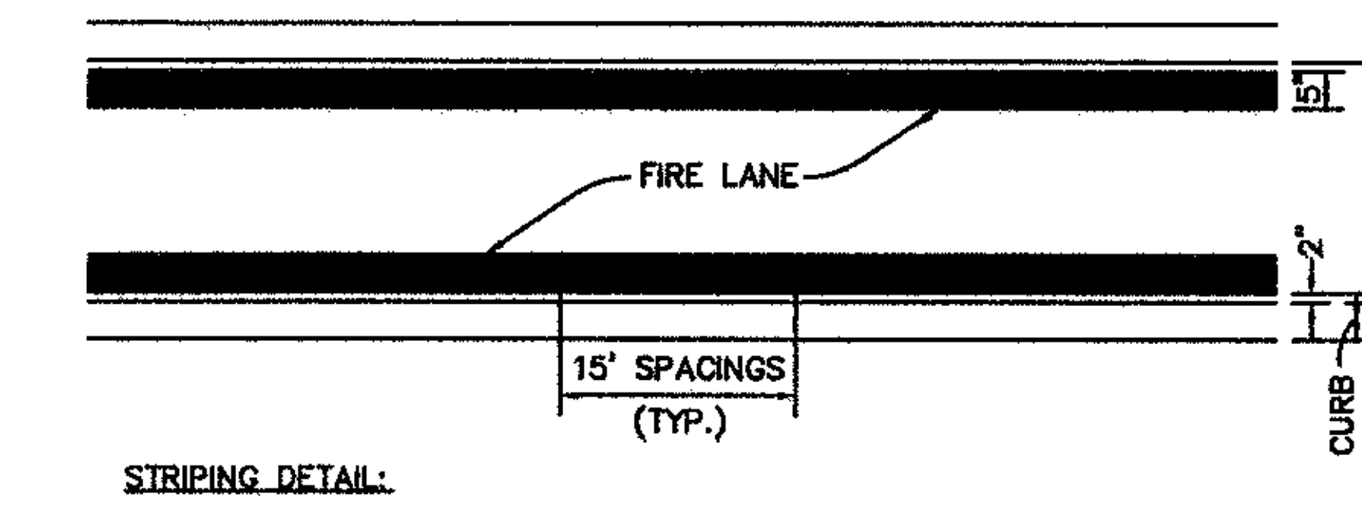

STRIPING DETAIL:

A. PAINT:

1. STRIPE SHALL BE FIVE (5) INCHES WIDE PAINTED WITH AN EXTERIOR ACRYLIC LATEX PAINT.
   A. COLOR SHALL BE "TRAFFIC RED" GLIDDEN NO. 63251 OR EQUAL.
2. LETTERS SHALL BE FOUR (4) INCHES HIGH PAINTED WITH AN EXTERIOR ACRYLIC LATEX PAINT.
   B. COLOR SHALL BE "TRAFFIC WHITE" GLIDDEN NO. 563245 OR EQUAL.

B. APPLICATION:

1. STRIPE MAY BE BRUSHED OR SPRAYED, ONE COAT TO FINISH.
2. LETTERS SHALL BE STENCIL FORMED, BRUSH APPLIED AND SPACED AS DETAILED ON THIS SHEET.

3 **Firelane Striping Detail**
NOT TO SCALE

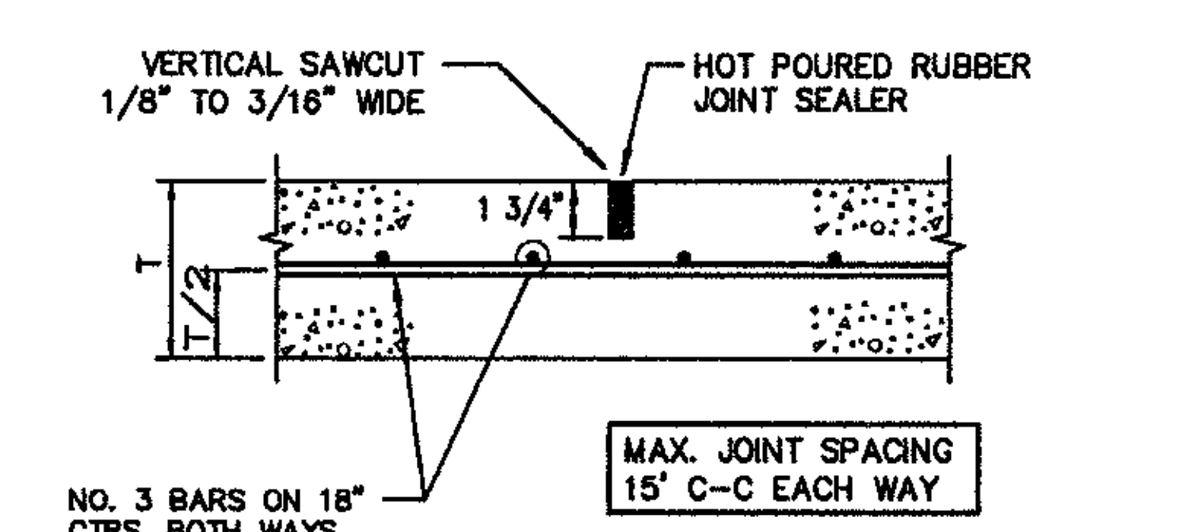

9 **Sawed Dummy Joint**
NOT TO SCALE

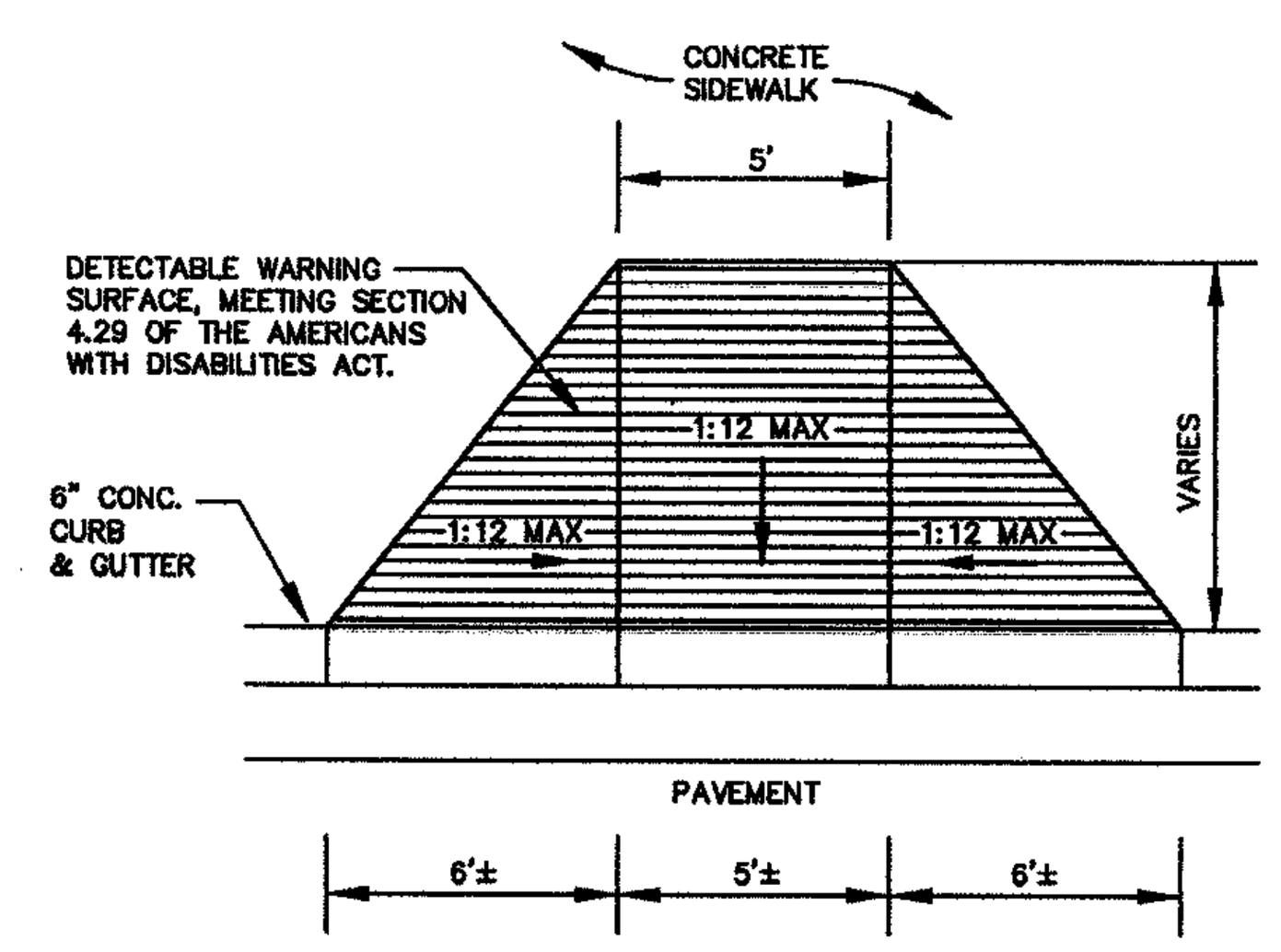

4 **Plan at Flare Side Handicapped Ramp**
NOT TO SCALE

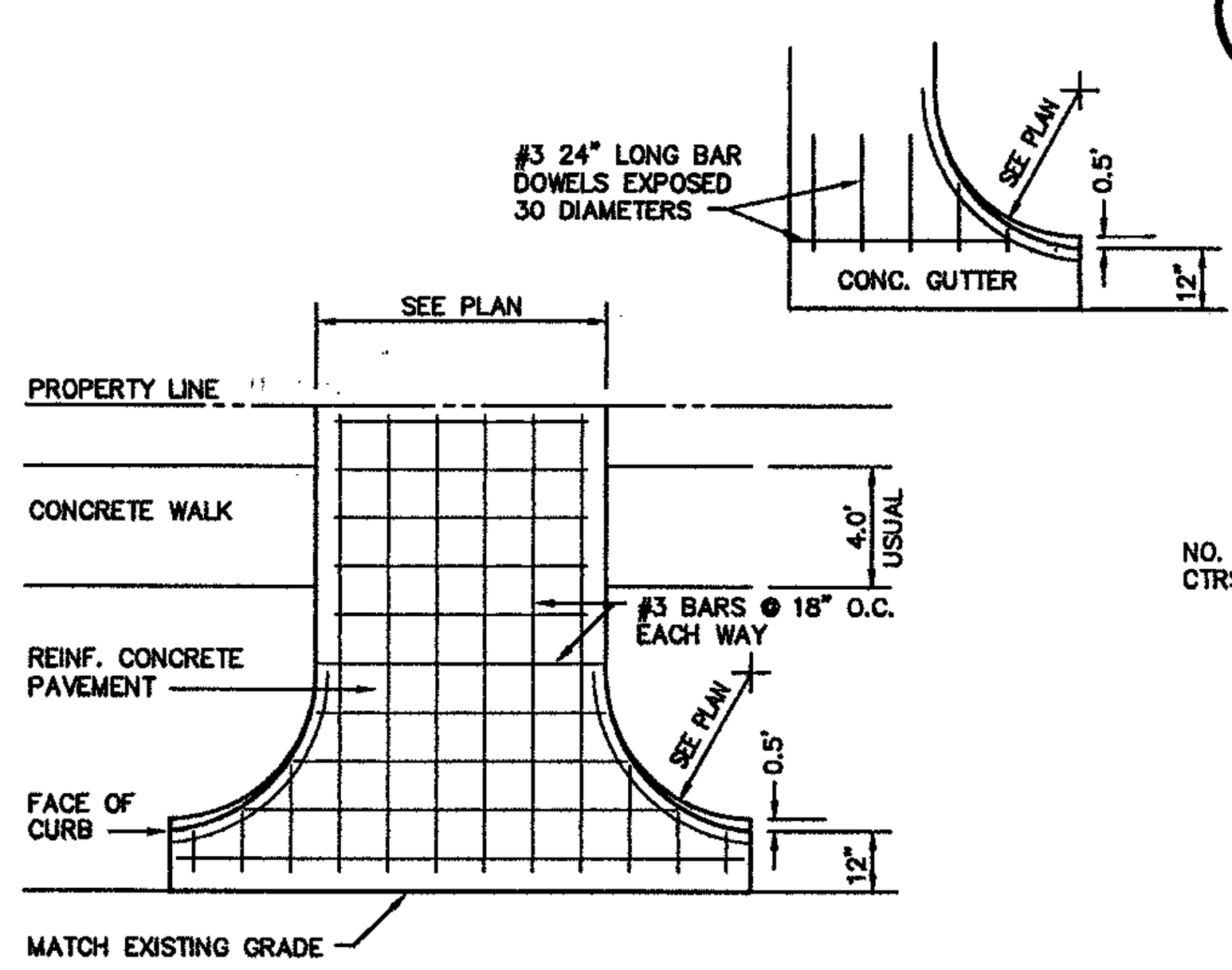

DRIVE TO BE CONSTRUCTED IN ACCORDANCE WITH TOWN OF ADDISON STANDARDS.

5 **Driveway Approach**
NOT TO SCALE

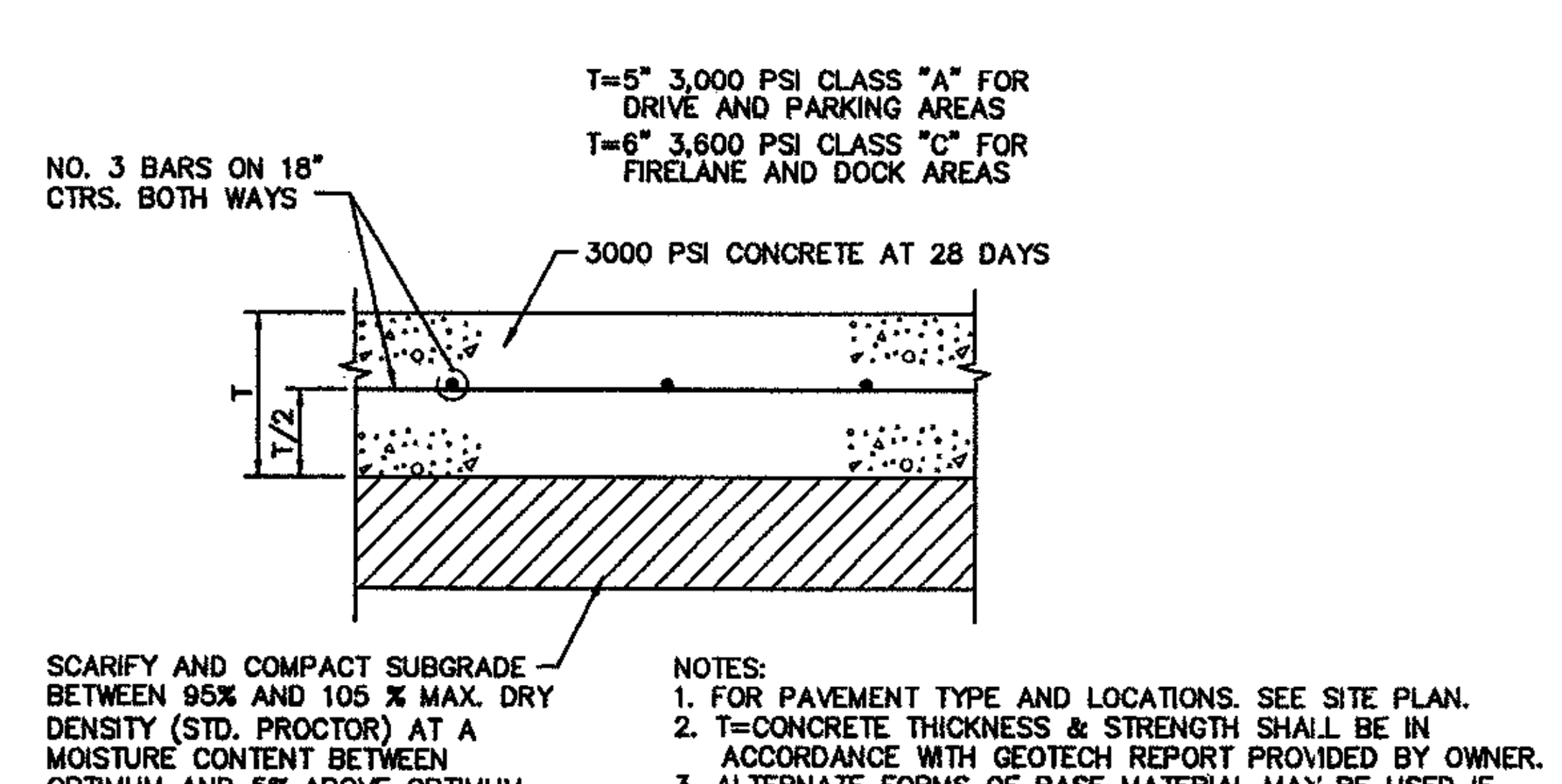

SCARIFY AND COMPACT SUBGRADE BETWEEN 95% AND 105 % MAX. DRY DENSITY (STD. PROCTOR) AT A MOISTURE CONTENT BETWEEN OPTIMUM AND 5% ABOVE OPTIMUM.

NOTES:

1. FOR PAVEMENT TYPE AND LOCATIONS. SEE SITE PLAN.
2. T=CONCRETE THICKNESS & STRENGTH SHALL BE IN ACCORDANCE WITH GEOTECH REPORT PROVIDED BY OWNER.
3. ALTERNATE FORMS OF BASE MATERIAL MAY BE USED IF APPROVED BY THE OWNER'S GEOTECHNICAL ENGINEER.

6 **Pavement Section**
NOT TO SCALE

NOTE:
SIGNAGE AND MARKINGS TO BE IN ACCORDANCE WITH FEDERAL STATE AND LOCAL REGULATIONS.

NOTE:
MAXIMUM SLOPE FOR ALL PATHS 5%; MAX CROSSFALL IS 2%; FOR THE FIRST FIVE FOOT FROM THE DOOR A 2% SLOPE (MAX) MUST BE MAINTAINED

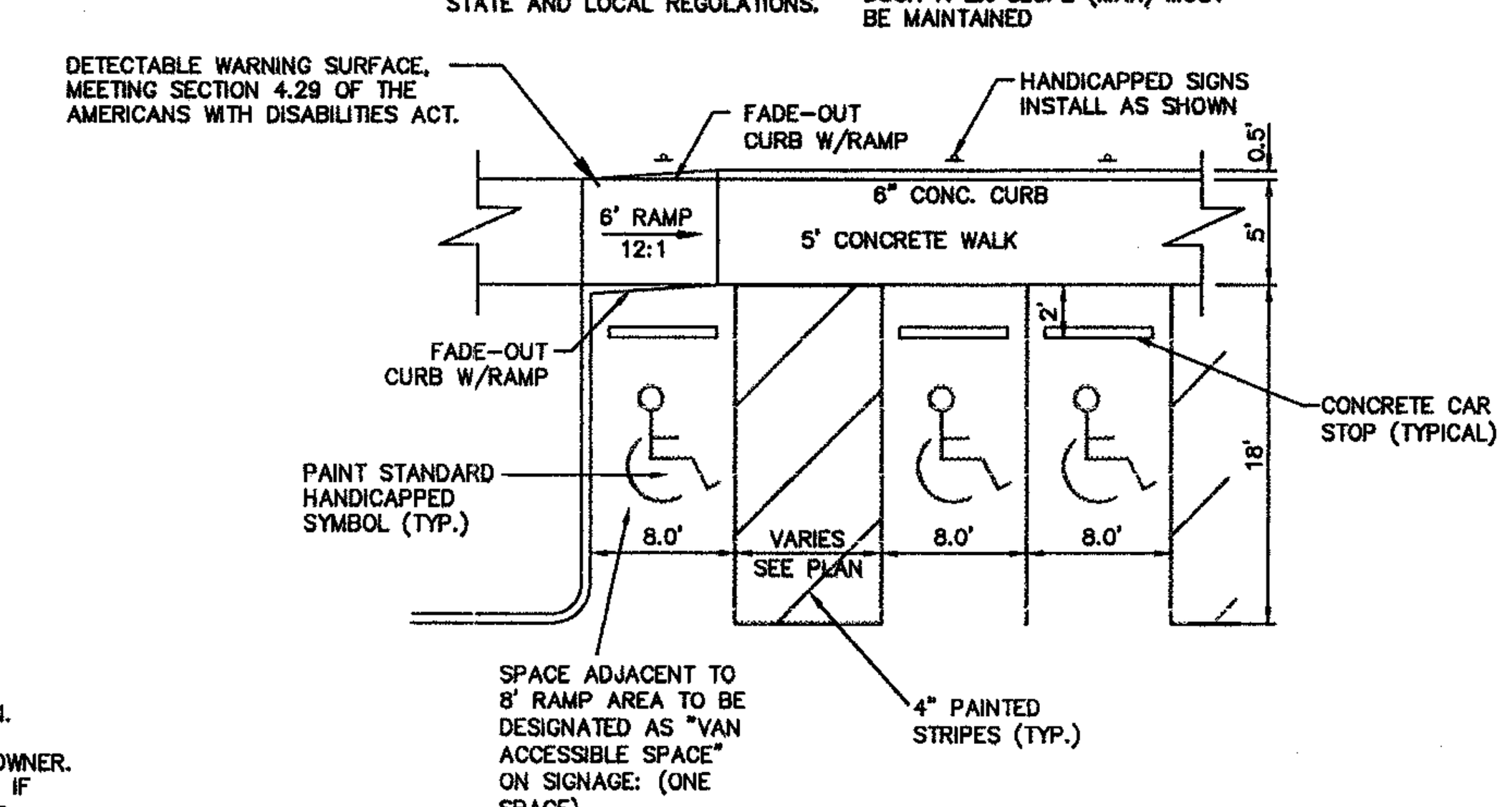

7 **Handicap Parking Detail**
NOT TO SCALE

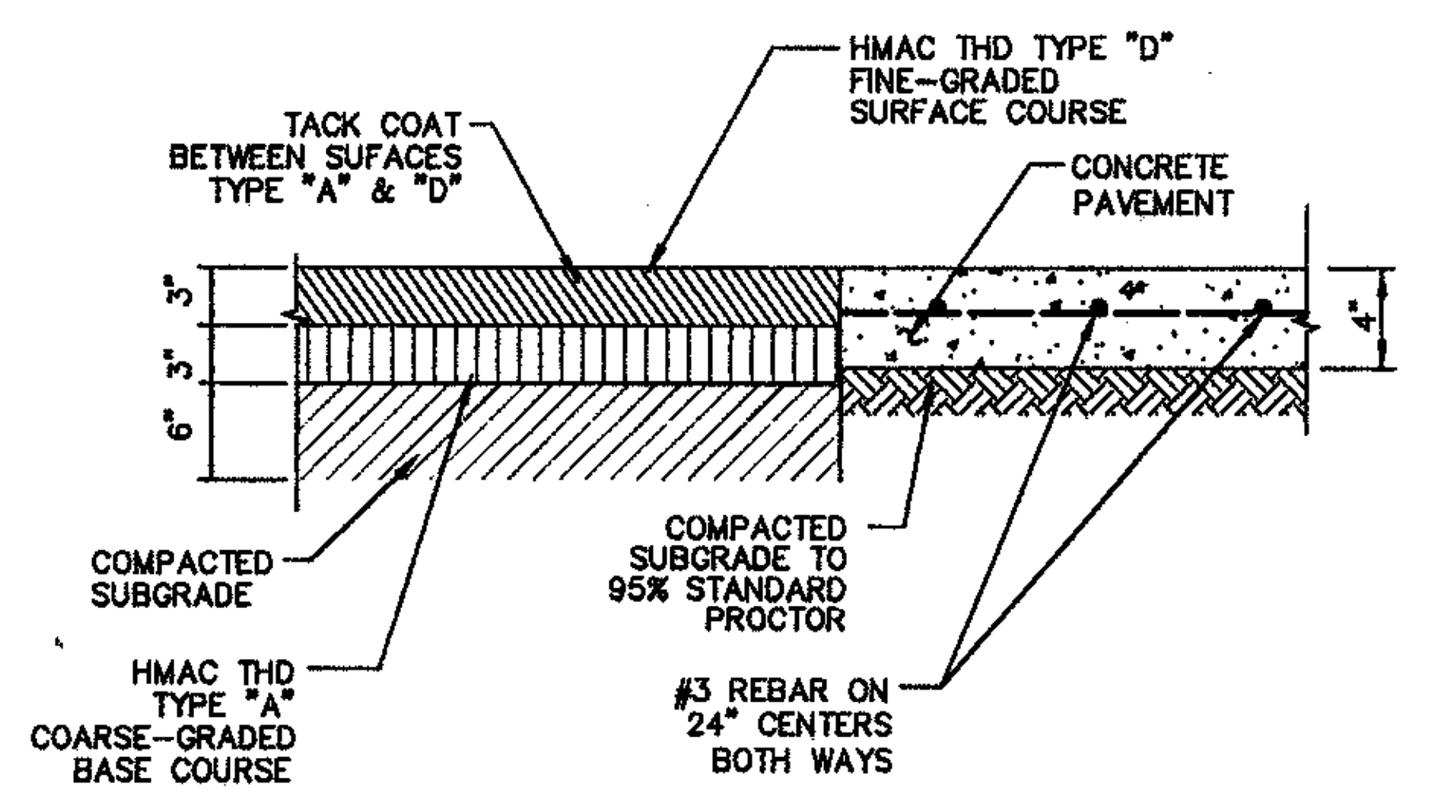

8 **Asphalt/Concrete Transition**
NOT TO SCALE

RECORD DRAWING

THIS DRAWING HAS BEEN REVISED TO REFLECT CONSTRUCTION RECORDS MAINTAINED AND PROVIDED BY THE CONTRACTOR FOR THIS PROJECT.

CONTRACTOR: HILL & WILKINSON

DATE REVISED: 05/04/01

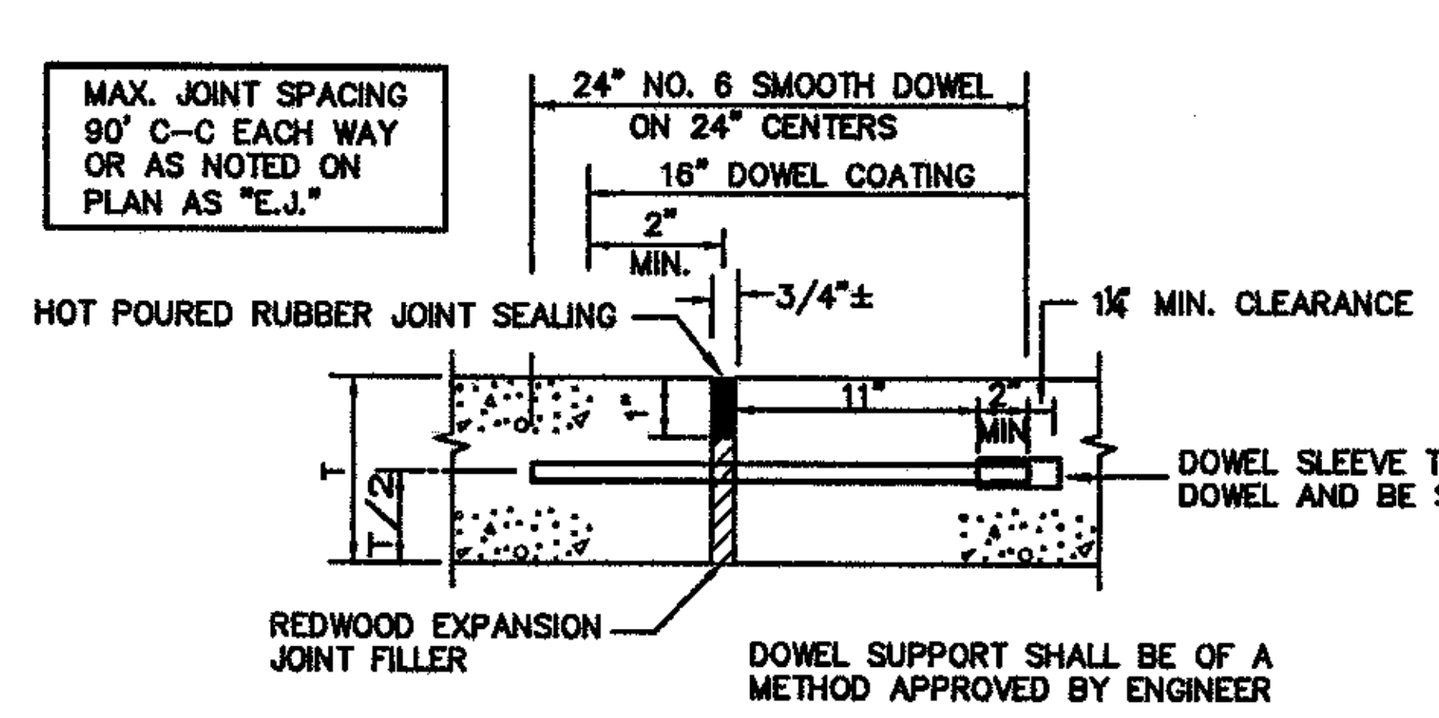

10 **Expansion Joint**
NOT TO SCALE

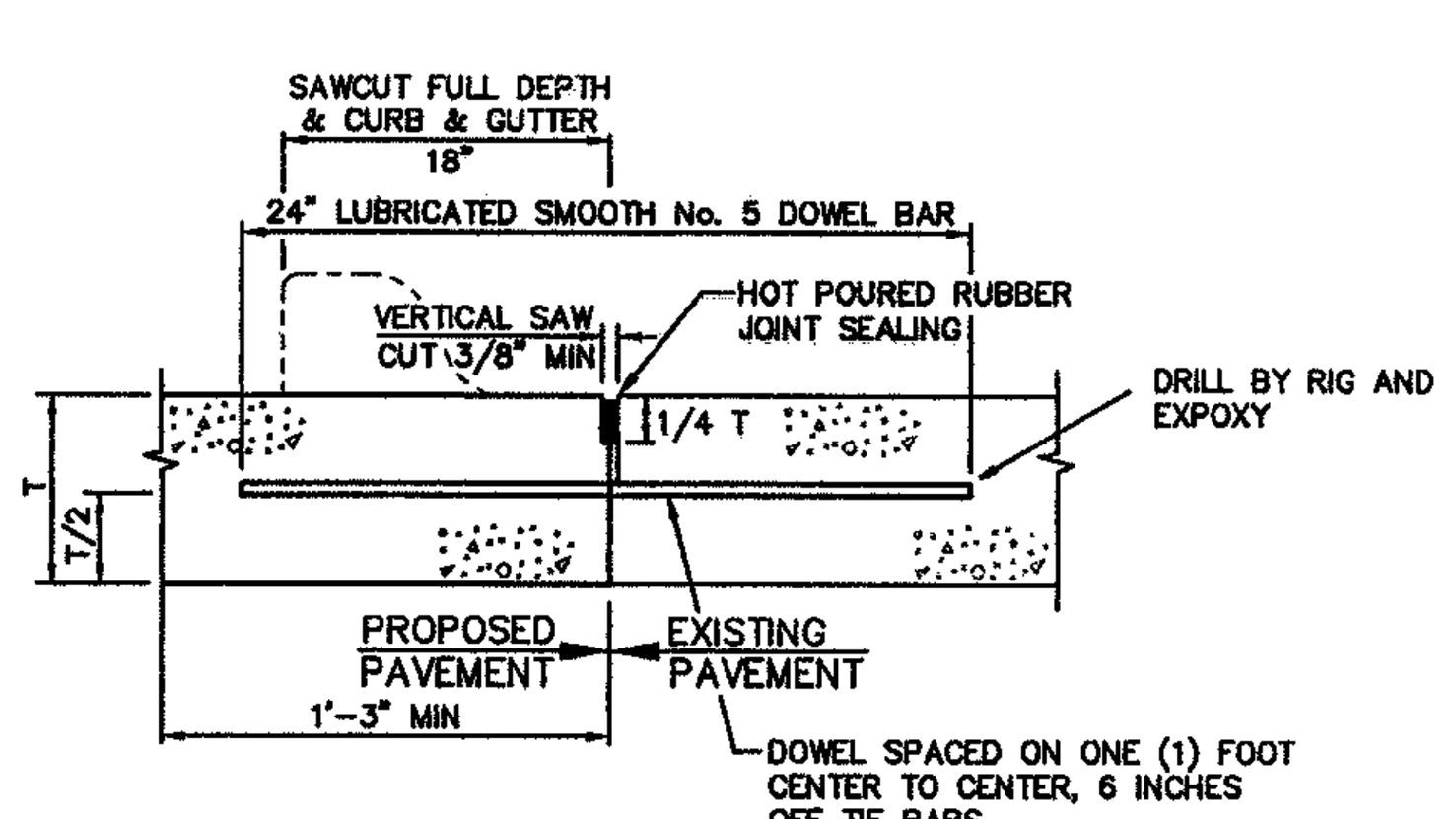

11 **Pavement Connection**
NOT TO SCALE

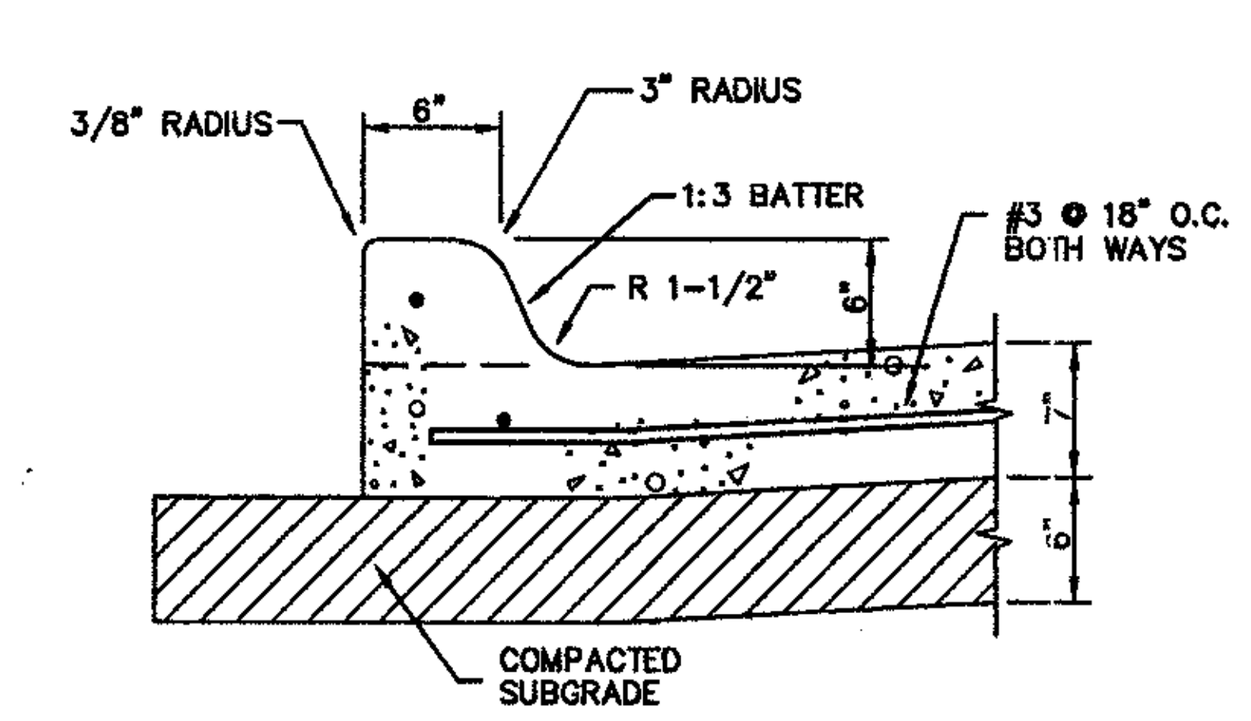

12 **Integral Curb**
NOT TO SCALE

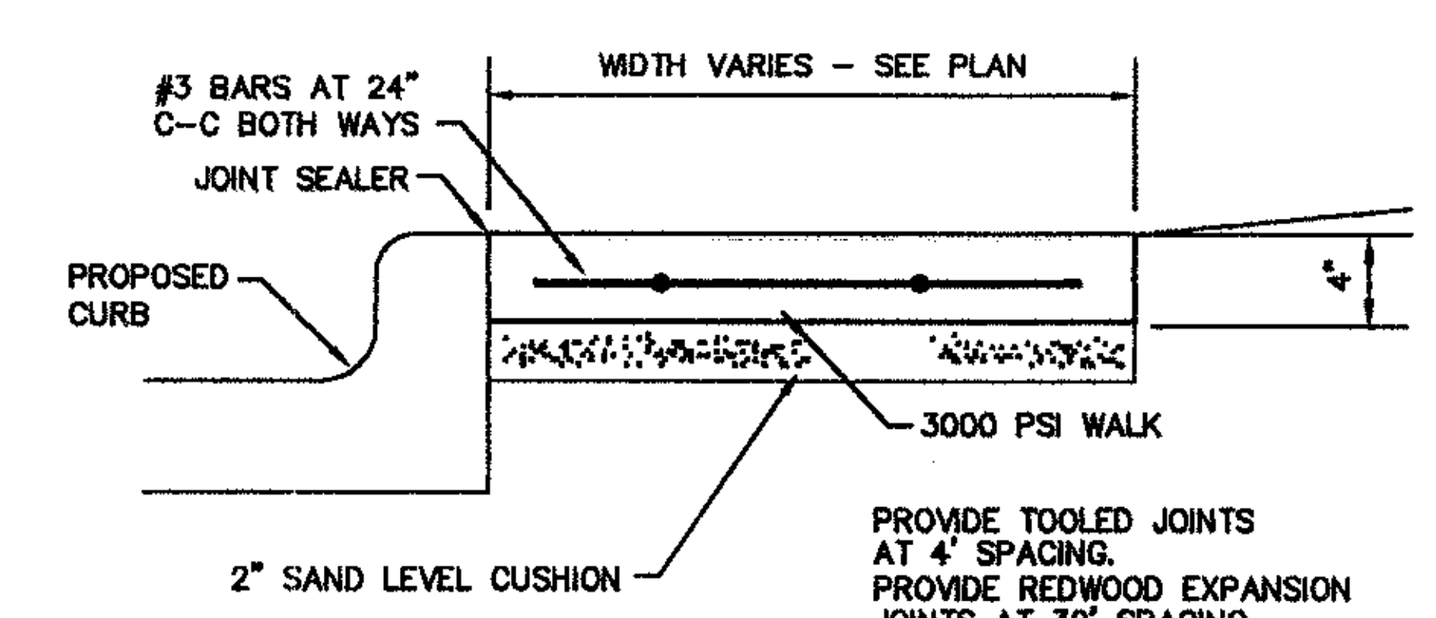

PROVIDE TOOLED JOINTS AT 4' SPACING.
PROVIDE REDWOOD EXPANSION JOINTS AT 32' SPACING.

PROVIDE BITUMINOUS EXPANSION MATERIAL WHERE WALK ABUTS EXISTING IMROVEMENTS (P) AND AT ALL CHANGES IN GRADE

13 **Curb Walk**
NOT TO SCALE

THE SEAL APPEARING ON THIS DOCUMENT WAS AUTHORIZED BY STEVEN A. MARKUSSEN, P.E. 70090 ON 07/26/00. ALTERATION OF A SEALED DOCUMENT WITHOUT PROPER NOTIFICATION TO THE RESPONSIBLE ENGINEER IS AN OFFENSE UNDER THE TEXAS ENGINEERING PRACTICE ACT.

⚠ REVISED 05/04/01

Pacheco Koch Consulting Engineers
9401 LBJ FREEWAY SUITE 300 DALLAS, TEXAS 75243 972.235.3031

PAVING PLAN

ADDISON OFFICE / WAREHOUSE COMPLEX
LOTS 1 & 2, BLOCK A
WESTGROVE/BENT TREE PLAZA ADDITION
TOWN OF ADDISON, TEXAS

DESIGN	DRAWN	DATE	SCALE	NOTES	FILE	NO.
CJE	JLM	JULY 26, 2000	1"=80'			C6.1

PK FILE: 2112-00.031

ROF DW ARCHITECTS

SEAL

DALLAS
McALLEN
HARLINGEN
703 McKinney Avenue, Suite 401
Dallas, TX 75202-1052
214-871-0616
Facsimile: 214-954-0855
Web Page: www.rofdw.com

ARCHITECT
RIKE
OGDEN
FIGUEROA
DICKSON
WELLS
PLLC

CONSULTANT

SEAL

PROJECT
ADDISON TECH CENTER
OFFICE / FLEX / WAREHOUSE PROJECT
ADDISON, TEXAS
F R DEVELOPMENT SERVICES, INC.

PROJECT NO.: 9956
PREPARED BY: JLM
CHECKED BY: CJE
DATE:
REVISIONS:

SHEET NO. + TITLE:
C6.1
PAVING PLAN

COPYRIGHT 1999
© ROFDW Architects PLLC

DWG FILE: 2112-05.DWG
XREF FILE: 2112-06.DWG
XREF FILE: 2112-04.DWG

JIM MCBAIN
05/10/2001 - 9:44AM
M: \DWG-21\2112-05.DWG