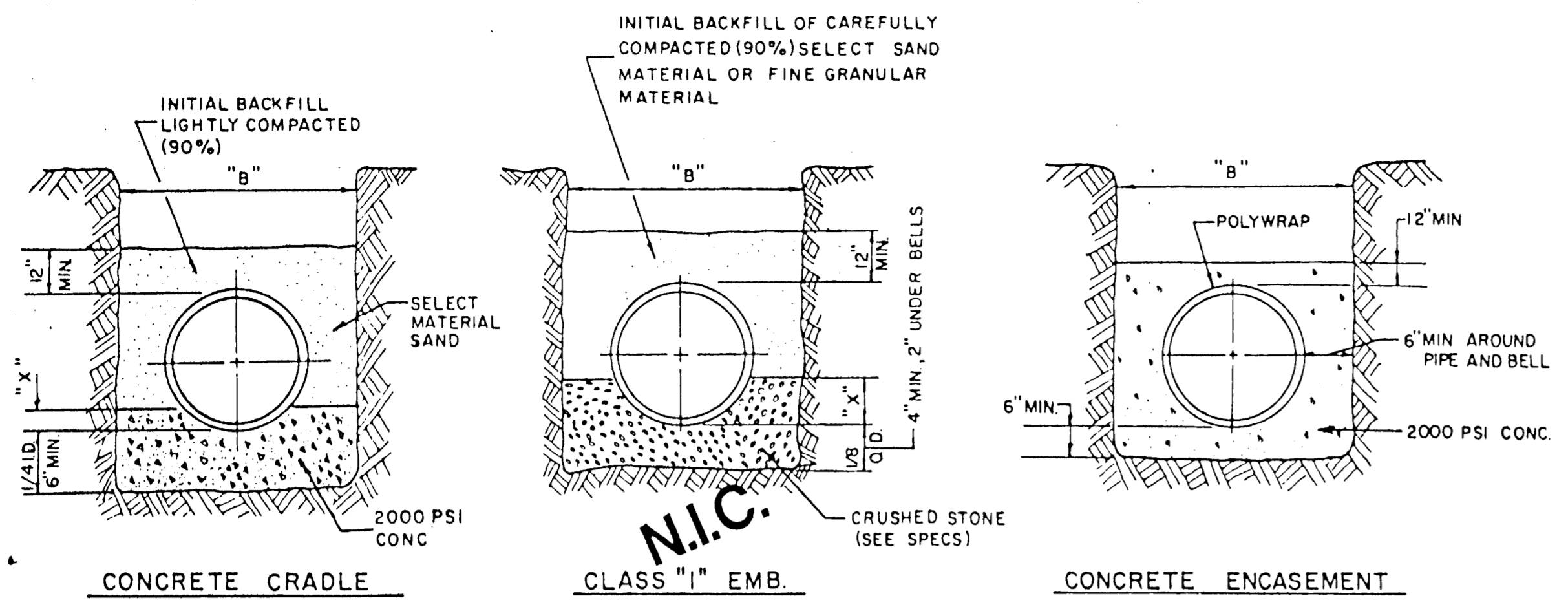
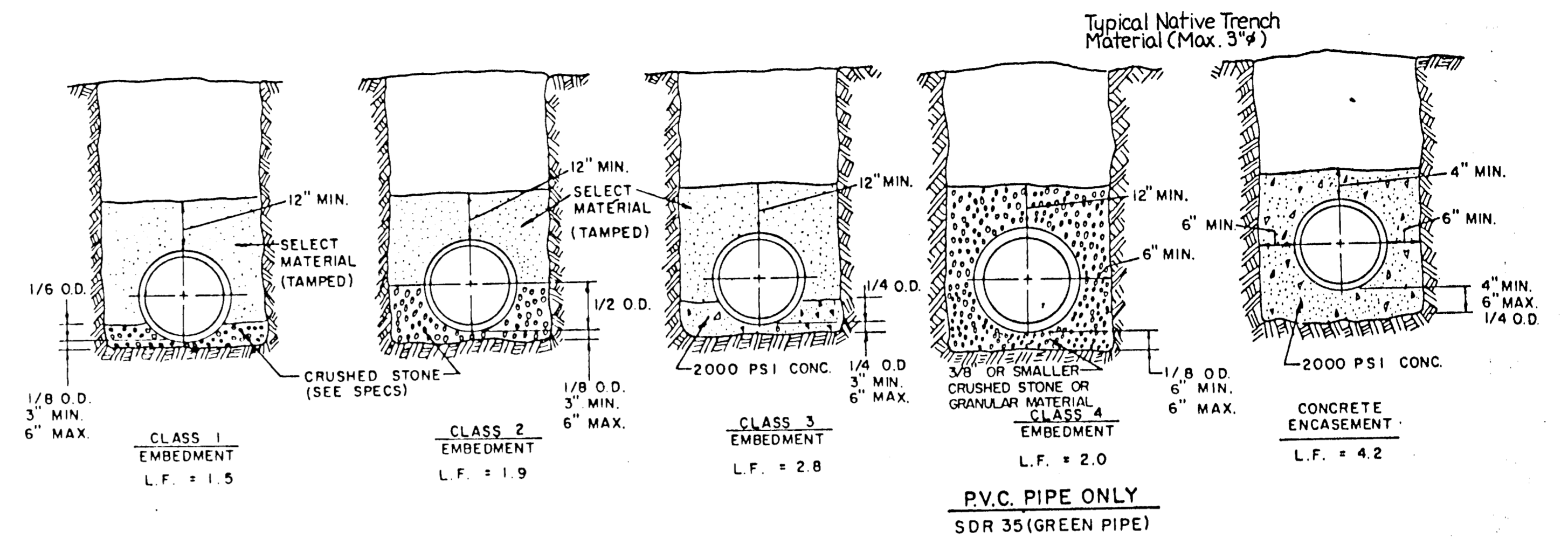


TYPICAL NATIVE MATERIAL COMPACTED TO:
 95% OPTIMUM MOISTURE 0 TO +3% UNDER PAVEMENT
 95% OPTIMUM MOISTURE 0 TO +3% OUTSIDE CURB LINES
 JETTING IS NOT ALLOWED
 BACKFILL TO BE COMPACTED IN 6"± LIFTS



EMBEDMENT DETAILS FOR RCCP WATERLINE



EMBEDMENT DETAILS FOR SANITARY SEWER

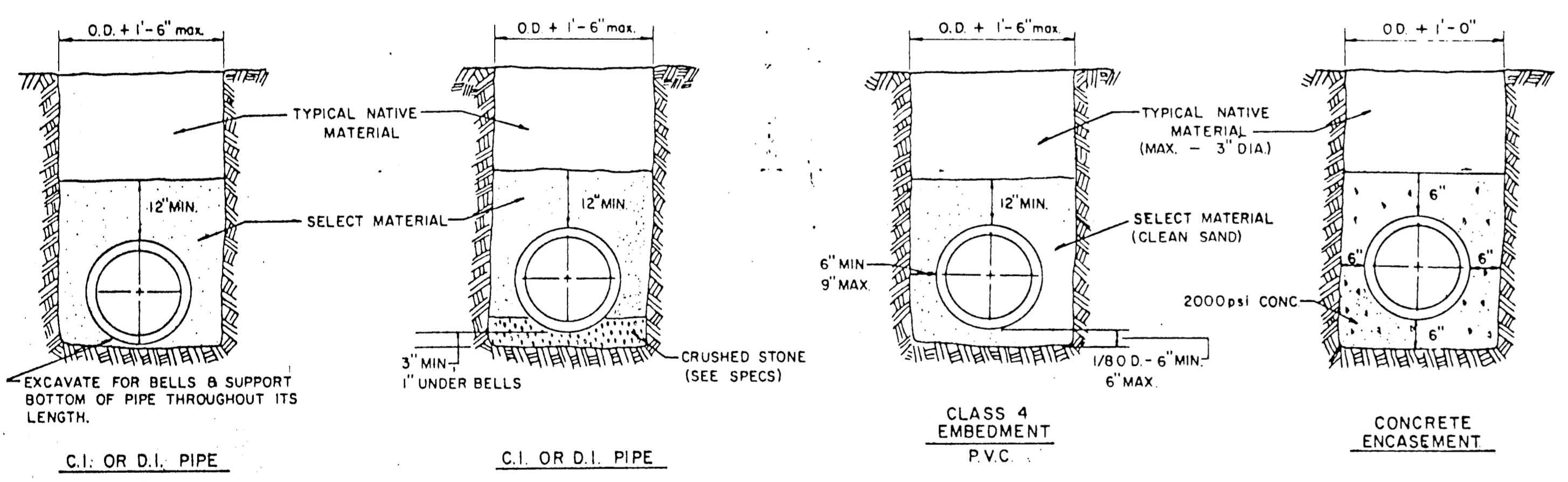
TABLE OF QUANTITIES OF MATERIALS IN CUBIC YARDS PER 100 LINEAR FEET

INSIDE DIAMETER OF PIPE	APPROX. OUTSIDE DIAMETER OF PIPE	"X" IS A MINIMUM DEPTH	"B" TRENCH WIDTH FOR COMPUTATION OF QUANTITIES	CONCRETE		CRUSHED STONE FOR CLASS "1" EMBEDMENT
				FOR EMBEDMENT	FOR ENCASMENT	
REINFORCED CONCRETE CYLINDER PIPE						
14"	17.25"	2.53'	3.4'	6.91	16.07	5.16
16"	19.38"	2.84'	3.6'	7.50	17.76	5.64
18"	21.78"	3.19'	3.8'	8.11	19.52	6.16
24"	27.75"	4.06'	4.4'	9.97	24.90	9.28

TABLE OF QUANTITIES OF 2000 PSI CONCRETE, GRAVEL OR CRUSHED STONE IN CUBIC YARDS PER 100 LINEAR FEET FOR EACH CLASS EMBEDMENT

TABLE OF QUANTITIES PER 100 LINEAR FEET REINFORCED CONCRETE PIPE

SIZE OF PIPE IN INCHES I.D.	O.D. OF PIPE IN INCHES	TRENCH WIDTH IN INCHES	TRENCH WIDTH IN FEET	CLASS 1 EMBEDMENT CRUSHED STONE	CLASS 2 EMBEDMENT CRUSHED STONE	CLASS 3 EMBEDMENT CONCRETE	CONCRETE ENCASMENT
12	16.00	32	2.67	4.1	6.5	4.8	15.8
15	19.50	36	3.00	4.8	7.8	6.4	19.2
18	23.00	39	3.25	5.7	9.2	8.2	21.2
21	26.50	43	3.58	6.9	11.0	10.2	24.9
24	30.00	46	3.83	8.3	13.1	12.4	28.7
27	33.50	51	4.25	10.3	16.1	14.4	32.8
30	37.00	57	4.75	12.7	20.1	17.0	34.8
33	40.50	62	5.17	15.1	23.8	19.3	39.2
36	44.00	67	5.58	18.0	28.6	22.1	43.8

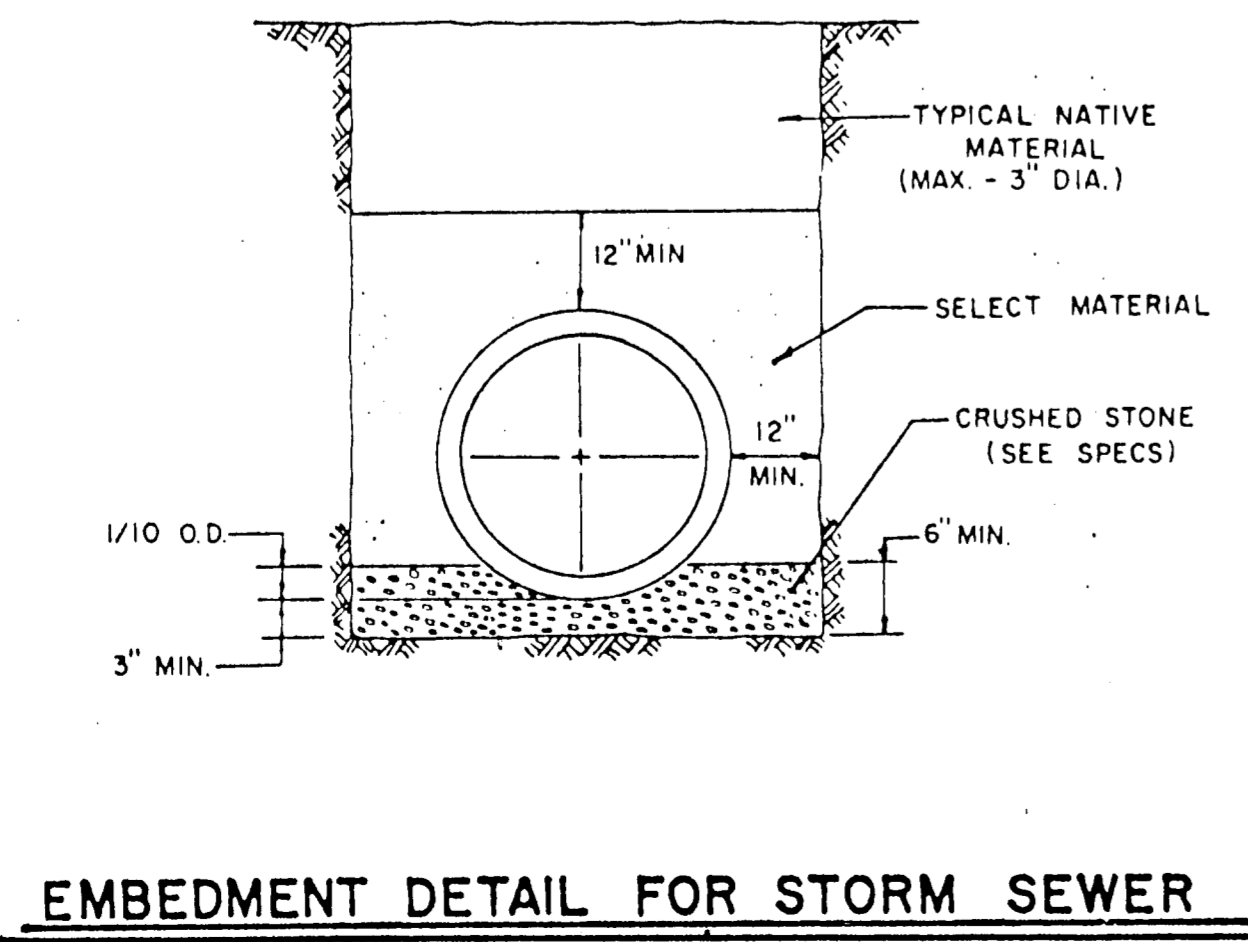
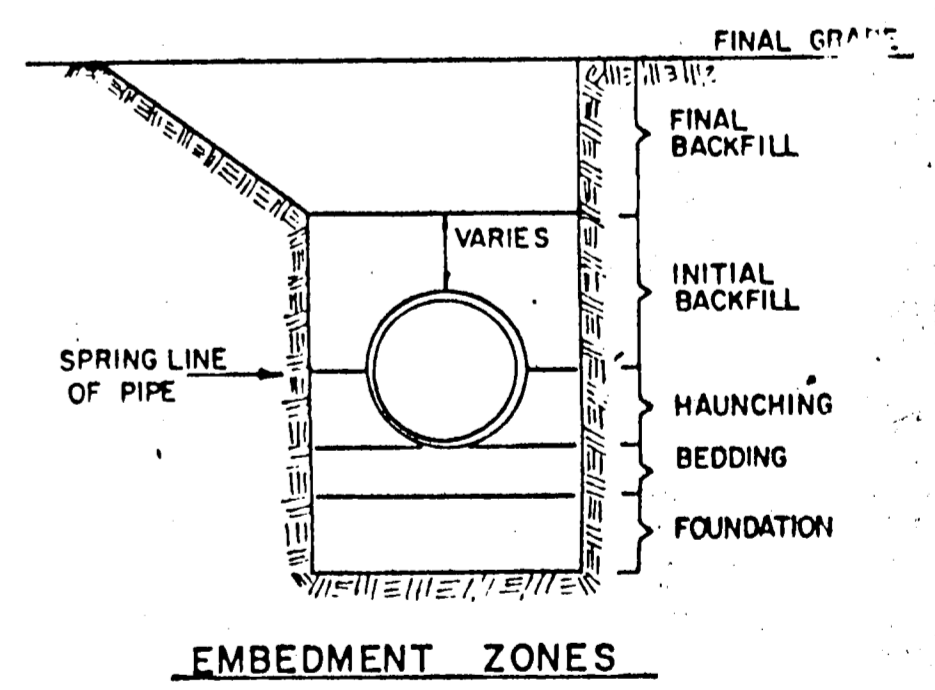


EMBEDMENT DETAILS FOR WATER MAIN

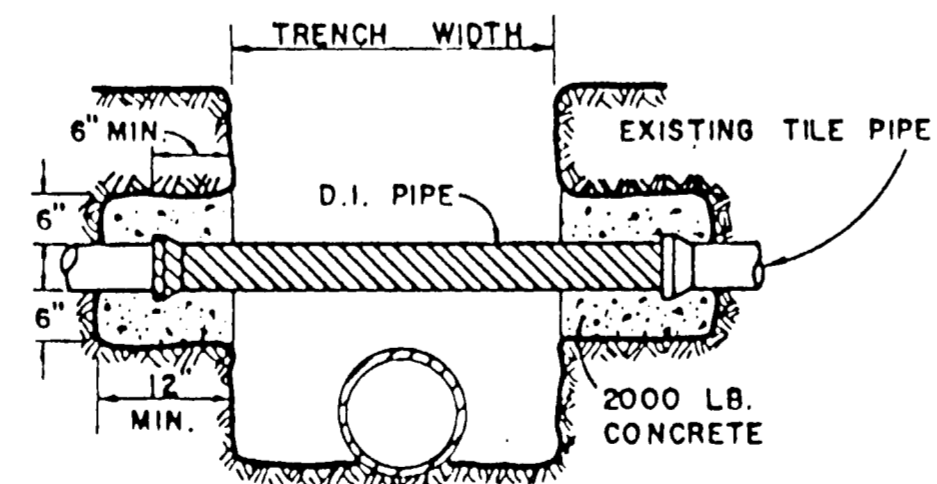
TABLE OF QUANTITIES PER 100 LINEAR FEET-PVC PIPE (IN CUBIC YARDS)

SIZE OF PIPE IN INCHES	O.D. OF PIPE IN INCHES	TRENCH WIDTH IN INCHES	TRENCH WIDTH IN FEET	CLASS 4 EMBEDMENT CRUSHED STONE	CONCRETE ENCASMENT
6	6.28	24	2.00	8.0	11.7
8	8.16	24	2.00	8.7	12.4
10	10.20	26	2.18	10.7	14.2
12	12.24	28	2.35	11.7	15.9
16	15.30	31	2.61	14.0	18.8
24		36	3.00		
30		42	3.50		


NOTE: ALL SANITARY SEWER LINES THIS PROJECT SHALL HAVE CLASS 4 EMBEDMENT UNLESS OTHERWISE NOTED.



EMBEDMENT DETAIL FOR STORM SEWER



DETAIL OF UTILITY SUPPORT



TOWN OF ADDISON, TEXAS
 DEPARTMENT OF ENGINEERING

STANDARD CONSTRUCTION DETAILS

EMBEDMENT DETAILS

Designed -	Drawn -	Date - AUGUST, 1991	Job No. -
Approved -	Checked -	Scale -	Sheet 18