

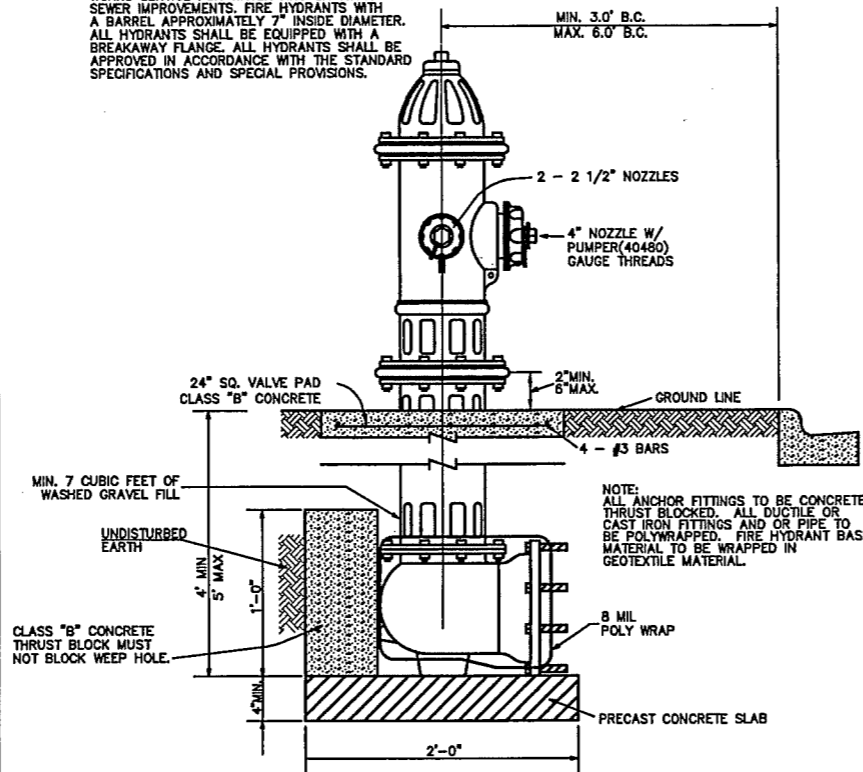
ADDISON GENERAL CONSTRUCTION NOTES

- UTILITY LOCATIONS SHOWN ON THE PLANS ARE APPROXIMATE & FOR INFORMATIONAL PURPOSES ONLY AND DOES NOT PRECLUDE THE EXISTENCE OF OTHER UNDERGROUND FACILITIES WHICH ARE NOT SHOWN. IT IS THE CONTRACTOR'S RESPONSIBILITY TO NOTIFY THE UTILITY OWNERS TO ARRANGE FOR EXACT LOCATIONS AT LEAST 48 HOURS PRIOR TO BEGINNING CONSTRUCTION.

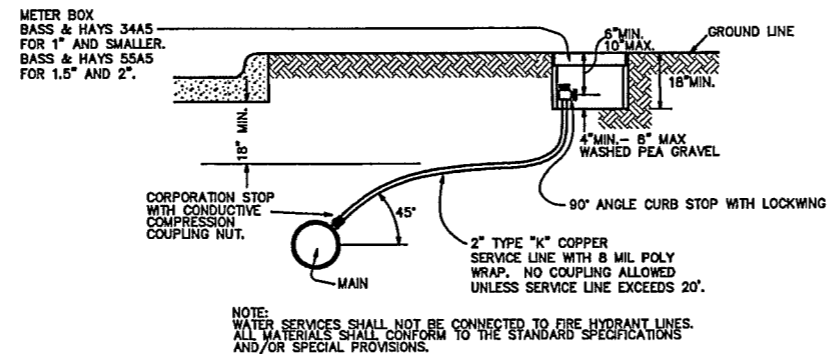
UTILITY: TXU ELECTRIC, GTE TELEPHONE, ATMOS GAS, DIG - TESS, TOWN OF ADDISON

TELEPHONE: 1-888-313-6862, 1-972-413-1105, (800) 460-3030, (800) 344-8377, (972) 450-2857
- THE CONTRACTOR SHALL MAINTAIN EXISTING SERVICES AND EXISTING WATER MAINS THROUGHOUT CONSTRUCTION.
- THE CONTRACTOR SHALL MAINTAIN FIRE EMERGENCY VEHICLE ACCESS TO FIRE HYDRANTS THROUGHOUT CONSTRUCTION.
- THE CONTRACTOR SHALL MAINTAIN AT LEAST ONE DRIVEWAY OPENING FOR INGRESS/EGRESS OF VEHICULAR TRAFFIC TO/FROM PRIVATE PROPERTY THROUGHOUT CONSTRUCTION.
- EXISTING FIRE HYDRANTS AND VALVE STACKS AND CAPS REMOVED DURING CONSTRUCTION SHALL BE SALVAGED AND DELIVERED TO TOWN OF ADDISON PUBLIC WORKS YARD BY THE CONTRACTOR. (NO SEPARATE PAY ITEM)
- IRRIGATION AND SPRINKLER SYSTEM NOTES:
 - THE CONTRACTOR SHALL HIRE A LICENSED IRRIGATOR AS A SUBCONTRACTOR TO OVERSEE ALL ACTIVITIES THAT IMPACT EXISTING, OR PROPOSED IRRIGATION SYSTEMS.
 - PRIOR TO DEMOLITION OR CONSTRUCTION ACTIVITIES, EXISTING IRRIGATION SYSTEMS SHALL BE TURNED ON. THE LOCATION OF THE HEADS, VALVES, AND PIPE SHALL BE MARKED WHERE DEMOLITION OR CONSTRUCTION WILL IMPACT THE SYSTEM. DEFICIENCIES IN THE SYSTEM SHALL BE NOTED AND REPORTED TO THE SYSTEM OWNER. A PHOTOGRAPHIC OR VIDEO RECORD SHALL BE MADE IF APPROPRIATE.
 - PIPING SHALL BE CUT, CAPPED AND MARKED AT THE LIMITS OF CONSTRUCTION.
 - AT THE COMPLETION OF CONSTRUCTION, THE LICENSED IRRIGATOR SHALL RESTORE AND TEST THE IRRIGATION SYSTEM FOR PROPER FUNCTION. A TEST SHALL BE CONDUCTED IN THE PRESENCE OF THE TOWN OF ADDISON'S PUBLIC WORKS INSPECTOR, AND THE SYSTEM OWNER.
 - ALL COST ASSOCIATED WITH SPRINKLER SYSTEM REPAIR IS SUBSIDIARY TO THE PROJECT.
- CONTRACTOR SHALL CONFORM WITH THE "NORTH CENTRAL TEXAS STANDARD SPECIFICATIONS FOR PUBLIC WORKS CONSTRUCTION" (NCTSSPC), INCLUDING ALL AMENDMENTS, THE TOWN OF ADDISON SPECIAL PROVISIONS TO NCTSSPC, AND ANY TOWN OF ADDISON STANDARD CONSTRUCTION DETAILS.
- ALL WATER MAINS SHALL HAVE A MINIMUM COVER OF FOUR (4) FEET.
- ALL BENDS AND FIRE HYDRANTS SHALL INCLUDE RESTRAINED TYPE FITTINGS WITH RETAINER GLANDS IN ADDITION TO CONCRETE THRUST BLOCKING. ALL FIRE HYDRANTS SHALL BE INSTALLED PER STANDARD DETAIL.
- ABANDON ALL VALVES ON KILLED WATER MAINS PER VALVE ABANDONMENT DETAIL.
- WATER MAIN SHALL BE AWWA C-909, CLASS 150. FIRE SERVICE LINES AND FIRE HYDRANT LEADS SHALL BE AWWA C-909, CLASS 200.
- ALL DIMENSIONS ARE FROM BACK OF CURB UNLESS OTHERWISE NOTED.
- THE CONTRACTOR SHALL SUBMIT A TRAFFIC CONTROL PLAN TO THE TOWN OF ADDISON ENGINEERING DEPARTMENT FOR APPROVAL PRIOR TO BEGINNING WORK. TWO WAY TRAFFIC MUST BE MAINTAINED DURING CONSTRUCTION.
- ALL STREET AND DRIVEWAY PAVEMENT SHALL BE 8 - INCH, 4200 PSI CONCRETE WITH #3 BARS ON 18-INCH CENTERS BOTH WAYS.
- ALL PORTIONS OF EXISTING DRIVEWAY THAT ARE TO REMAIN SHALL BE PROTECTED BY THE CONTRACTOR. REMOVAL OF ANY CONCRETE THAT IS NOT SHOWN TO BE REMOVED SHALL BE REPLACED BY THE CONTRACTOR AT NO ADDITIONAL COST TO THE TOWN OF ADDISON.
- NOT USED
- THE CONTRACTOR SHALL CONNECT ALL NEW SERVICE LINES TO THE EXISTING WATER METERS AND VAULTS.
- ALL CONCRETE PAVEMENT WITHIN THE PROJECT LIMITS SHALL BE SAWCUT. ALL SAWCUTS SHALL BE FULL DEPTH.
- NO TREES SHALL BE CUT DOWN OR TRIMMED WITHOUT PRIOR WRITTEN APPROVAL FROM THE TOWN OF ADDISON. ANY WORK DONE TO THE TREE OR WITHIN THE TREE DRIPLINE SHALL BE CONDUCTED IN THE PRESENCE OF THE TOWN OF ADDISON REPRESENTATIVE.
- THE CONTRACTOR SHALL PROTECT AND SUPPORT ALL EXISTING UTILITY POLES, LIGHT POLES, SIGNALS, AND GUY WIRE ES. (NO SEPARATE PAY ITEM)
- THE CONTRACTOR SHALL FURNISH, INSTALL & MAINTAIN ALL EROSION CONTROL DEVICES AS SHOWN ON THESE PLANS.
- THE CONTRACTOR SHALL PROTECT ALL EXISTING MAILBOXES. TEMPORARY MAILBOXES SHALL BE INSTALLED BY THE CONTRACTOR AT ALL LOCATIONS WHERE EXISTING MAILBOXES WILL BE TEMPORARILY REMOVED DURING CONSTRUCTION. MAILBOXES AND MAIL SERVICE SHALL BE MAINTAINED THROUGHOUT THE PROJECT. (NO SEPARATE PAY ITEM)
- AN APPROVED BACKFLOW PREVENTION ASSEMBLY SHALL BE INSTALLED BY A LICENSED PLUMBER, WHERE ONE DOES NOT CURRENTLY EXIST, ON ALL WATER SERVICES AFTER THE METER, LOCATED IN A SEPARATE BOX WITH A MINIMUM OF AN EIGHTEEN (18) INCH NIPPLE BETWEEN THE METER AND THE ASSEMBLY FOR TESTING AND REPAIRS. IT SHALL BE THE RESPONSIBILITY OF THE CONTRACTOR TO HAVE THE ASSEMBLY TESTED UPON INSTALLATION BY A CERTIFIED TESTER, WHO SHALL PROVIDE THE ORIGINAL OF THE TEST REPORT TO THE TOWN OF ADDISON UTILITY DIVISION PRIOR TO FINAL, CONTINUOUS CONNECTION TO THE TOWN'S WATER SUPPLY.
- ALL WATER METERS SHALL HAVE A BACKFLOW PREVENTION ASSEMBLY INSTALLED ON THE PROPERTY OWNER SIDE OF THE WATER METER. ALL BACKFLOW PREVENTION ASSEMBLIES SHALL BE APPROVED.
- CONSTRUCTION STAKING SHALL BE SUBSIDIARY TO THE WATERLINE CONSTRUCTION. (NO SEPARATE PAY ITEM).
- ALL BARRICADES AND SIGNS SHALL COMPLY WITH THE TMTCD, PART VI, LATEST REVISION. A TRAFFIC CONTROL PLAN SHALL BE SUBMITTED FOR APPROVAL.
- BEFORE THE NEWLY CONSTRUCTED WATER MAIN IS PERMITTED TO BE PLACED INTO SERVICE, IT SHALL BE PRESSURE TESTED, DISINFECTED AND TESTED FOR BACTERIA AT THE CONTRACTOR'S EXPENSE. TESTING IS TO BE ACCOMPLISHED BY A TOWN OF ADDISON APPROVED LAB. NO ADDITIONAL COMPENSATION WILL BE ALLOWED FOR DISINFECTION AND TESTING.
- STAGING AND STORAGE FOR THIS PROJECT SHALL BE APPROVED BY THE TOWN OF ADDISON PRIOR TO ANY CONSTRUCTION ACTIVITY. AT NO TIME WILL PUBLIC RIGHT-OF-WAY BE USED FOR STAGING OR STORAGE. ANY AGREEMENTS WITH PRIVATE PROPERTY OWNERS SHALL BE FORWARDED TO THE TOWN OF ADDISON FOR APPROVAL.
- ALL NEW DUMMY AND EXPANSION JOINTS SHALL MATCH EXISTING JOINT LOCATIONS
- CONTRACTOR SHALL VIDEO TAPE THE SITE IN ITS ENTIRETY PRIOR TO ANY CONSTRUCTION. (NO SEPARATE PAY ITEM)
- CONTRACTOR SHALL SUPPLY ASBUILT DRAWINGS TO THE TOWN OF ADDISON. DIMENSIONS AND LENGTH OF PIPE FROM BENDS AND VALVES SHALL BE LISTED.

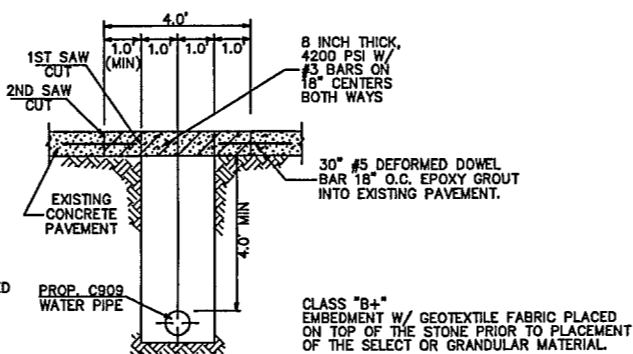
NOTE: MUELLER "SUPER CENTURIAN" OR AWK SERIES 27-NOSTALGIC STYLE IN GENERAL, ALL FIRE HYDRANTS SHALL CONFORM TO AWWA STANDARD SPECIFICATIONS FOR FIRE HYDRANTS FOR ORDINARY WATER WORKS SERVICE FOR WATER AND SANITARY SEWER IMPROVEMENTS. FIRE HYDRANTS WITH A BARREL APPROXIMATELY 7" INSIDE DIAMETER. ALL HYDRANTS SHALL BE EQUIPPED WITH A BREAKAWAY FLANGE. ALL HYDRANTS SHALL BE APPROVED IN ACCORDANCE WITH THE STANDARD SPECIFICATIONS AND SPECIAL PROVISIONS.



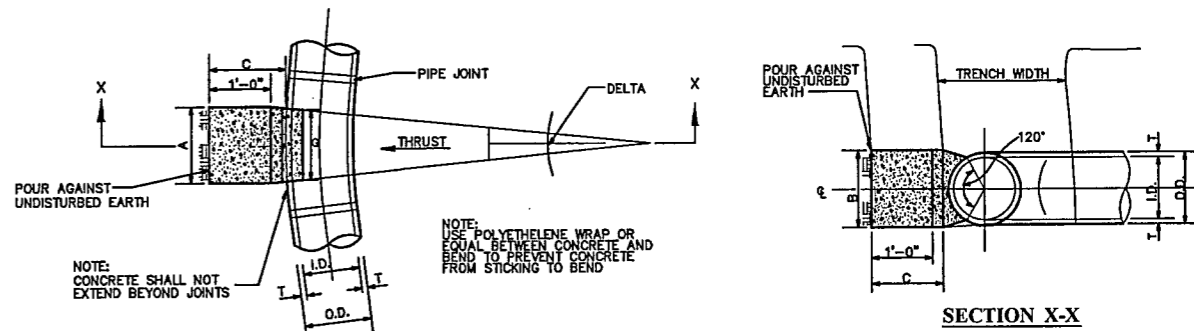
TYPICAL FIRE HYDRANT INSTALLATION N.T.S.



TYPICAL SERVICE CONNECTION WITH METER BOX N.T.S.

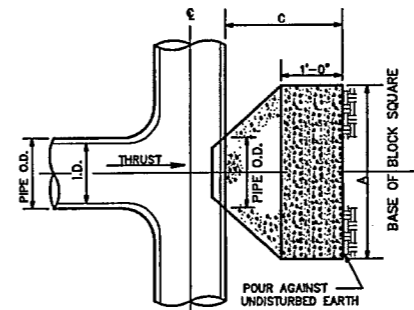


TYPICAL SECTION N.T.S.

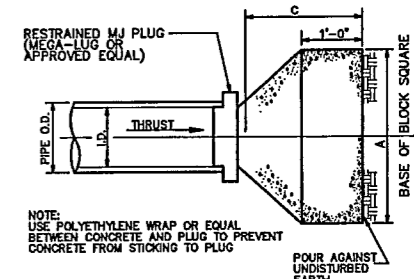


HORIZONTAL THRUST BLOCK

| | | HORIZONTAL BEND THRUST BLOCK | | | | | | | | | | | | |
|-----------|-------|------------------------------|------------|---------|---------|-----------|-------|-------|-------|-----------|-------|-------|-------|-----------|
| | | Δ = 11.25° | Δ = 22.50° | Δ = 45° | Δ = 90° | | | | | | | | | |
| I.D. (IN) | C FT. | E FT. | G FT. | A FT. | B FT. | VOL. C.Y. | G FT. | A FT. | B FT. | VOL. C.Y. | G FT. | A FT. | B FT. | VOL. C.Y. |
| 6,8 | 1.5 | 0.9 | 0.4 | 1.0 | 1.5 | 0.1 | 0.8 | 1.5 | 1.5 | 0.1 | 1.5 | 2.0 | 2.0 | 0.2 |
| | | | | | | | | | | | | | | |



| PLUG & TEE THRUST BLOCK | | | |
|-------------------------|-------|-------|-----------|
| I.D. (IN) | C FT. | A FT. | VOL. C.Y. |
| 6,8 | 1.5 | 2.5 | 0.3 |
| 10,12 | 1.5 | 3.5 | 0.6 |
| 16,18 | 2.0 | 5.5 | 1.6 |
| 20 | 2.0 | 6.0 | 1.9 |
| 24 | 2.5 | 7.0 | 3.1 |
| 30 | 3.0 | 7.5 | 4.1 |

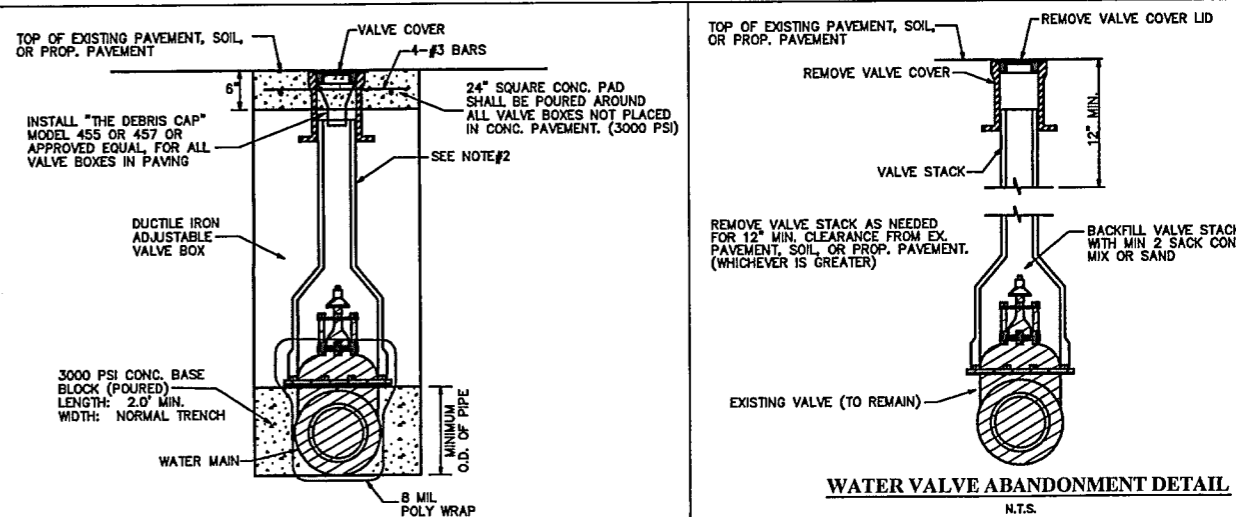


PLAN OF PLUG THRUST BLOCK N.T.S.

GENERAL NOTES FOR ALL THRUST BLOCKS

- ALL CALCULATIONS ARE BASED ON INTERNAL PRESSURE OF 200 P.S.I. (EXCEPT 30" I.D. - 150 P.S.I.)
- CONCRETE FOR BLOCKING SHALL BE CLASS B, 2000 PSI CONCRETE.
- DIMENSIONS MAY BE VARIED AS REQUIRED BY FIELD CONDITIONS WHERE AND AS DIRECTED BY THE C.M. THE NET VOLUME OF CONCRETE BLOCKING SHALL NOT BE LESS THAN SHOWN IN TABLES.


TEE THRUST BLOCKING N.T.S.



NOTES:

- GATE VALVES SHALL BE IN ACCORDANCE WITH AWWA STANDARD C-509-80 OR LATEST THEREOF. ALL VALVES SHALL BE "MUELLER" OR APPROVED EQUAL
- A PERMANENTLY ATTACHED VALVE EXTENSION STEM SHALL BE REQUIRED FOR ANY VALVE THAT ITS OPERATING NUT IS LOCATED IN EXCESS OF 4' BELOW THE TOP OF THE VALVE BOX. THIS EXTENSION SHALL BE OF SUFFICIENT LENGTH TO INSURE THAT ITS TOP IS WITHIN 5' OF VALVE BOX LID. MANUFACTURED VALVE STACK DUCTILE IRON PIPE TO BE USED FOR EXTENSION GREATER THAN 5'. BELL END OF STACK TO BE FITTED OVER VALVE. VALVE AND VALVE STACK IS TO BE POLY WRAPPED.
- VALVES SHALL BE OF DUCTILE IRON W/RUBBER ENCAPSULATED DISK. BOLTS SHALL BE STAINLESS STEEL OF SAME SIZE ON EACH VALVE.
- VALVE COVERS SHALL BE MARKED "WATER"

TYPICAL VALVE SETTING & BOX N.T.S.



| REVISION NO. | DESCRIPTION | BY | DATE |
|--|-------------|---------------|-------------|
| TOWN OF ADDISON, TEXAS PUBLIC WORKS DEPT. - ENGINEERING DIVISION | | | |
| GREENHAVEN WATERLINE RECONSTRUCTION | | | |
| GENERAL NOTES & MISCELLANEOUS DETAILS | | | |
| DESIGN: | GSWW | SCALE: | AS NOTED |
| DRAWN: | GSWW | SHEET: | |
| APPROVED: | QGS | DATE: | AUGUST 2008 |
| Addison! | | 2 OF 5 | |