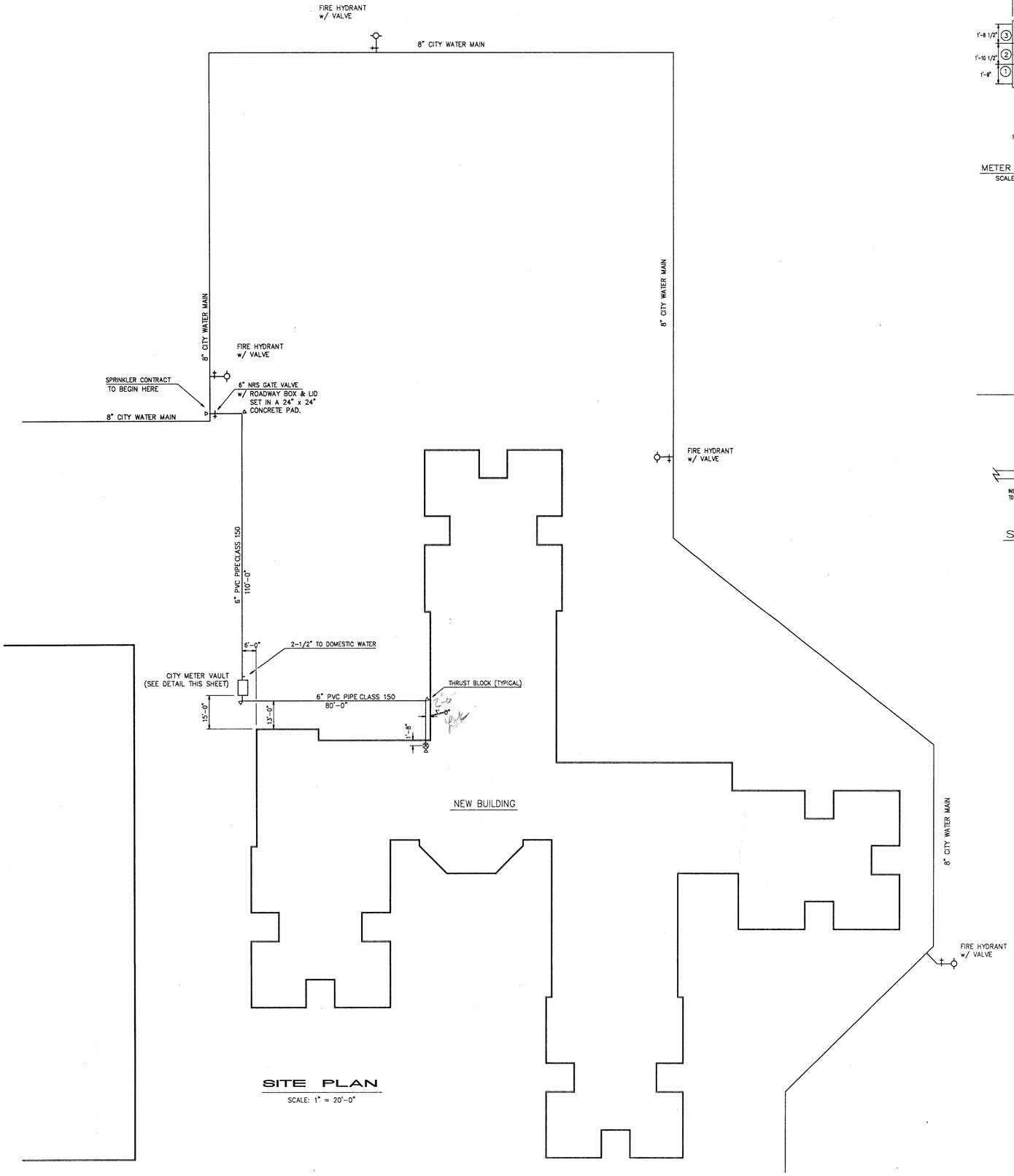

SITE PLAN

SCALE: 1" = 20'-0"

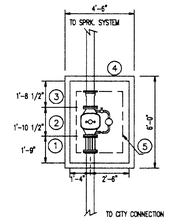

PLAN VIEW

METER VAULT DETAIL

SCALE: 1/4" = 1'-0"

LEGEND

1. 6" FLANGED COUPLING ADAPTOR
2. 6" DETECTOR CHECK VALVE w/ 1" BY-PASS METER HERSEY MODEL D.C.
3. 6" M.J. x FLG'D ADAPTOR
4. PRE-CAST METER VAULT
5. 2' x 3' HINGED COVER SIMILIAR TO "BILCO" TYPE

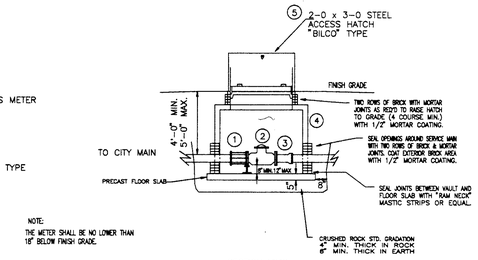

NOTE:
THE METER SHALL BE NO LONER THAN 18" BELOW FINISH GRADE.

SECTION VIEW

METER VAULT DETAIL

SCALE: 1/4" = 1'-0"

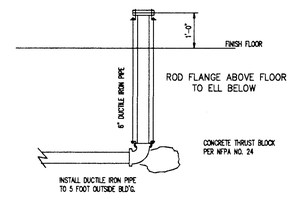

SPIGOT DETAIL

N.T.S.

NOTES

1. THE UNDERGROUND FIRE LINE IS TO BE INSTALLED IN ACCORDANCE WITH NFPA NO. 24.
2. THE THRUST BLOCKS ARE TO BE IN ACCORDANCE WITH NFFPA NO. 24.
3. THE METER VAULT IS TO BE IN ACCORDANCE WITH THE REQUIREMENTS OF THE CITY OF ADDISON AND AS DETAILED ON THE PLANS.
4. THE FIRE LINE IS TO BE SAND ENCASED (6" ALL AROUND), WITH 42" MINIMUM COVER AND COMPACTED BACKFILL.

| SPRINKLER HEADS | | |