




Greenhill School  
DEASON FAMILY  
TENNIS CENTER

**HIDELL**

ASSOCIATES  
ARCHITECTS

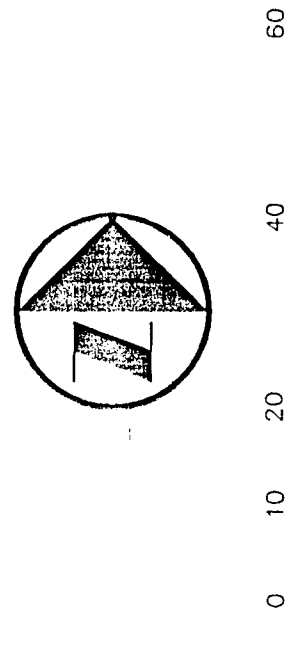
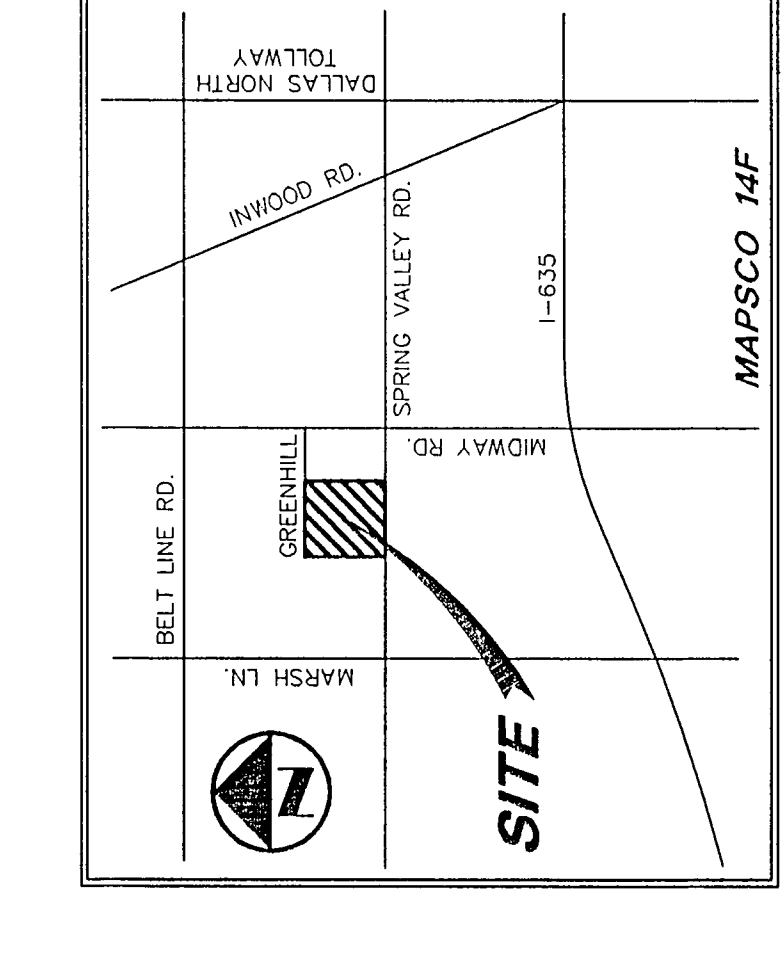
3033 KELLUM DRIVE, SUITE 120  
DALLAS, TEXAS 75243  
(972) 418-4666 FAX (972) 418-0169  
E-MAIL: hidell@hidell.com



STRUCTURAL ENGINEER  
RAYMOND GOODSON, JR. INC.  
SUITE 300  
DALLAS, TEXAS 75231  
(214) 739-8100  
FAX (214) 739-0534

CIVIL ENGINEER  
CONSTRUCTING ENGINEERS  
9401 LEJ FREWAY  
DALLAS, TEXAS 75243  
SUITE 300  
(972) 235-8844

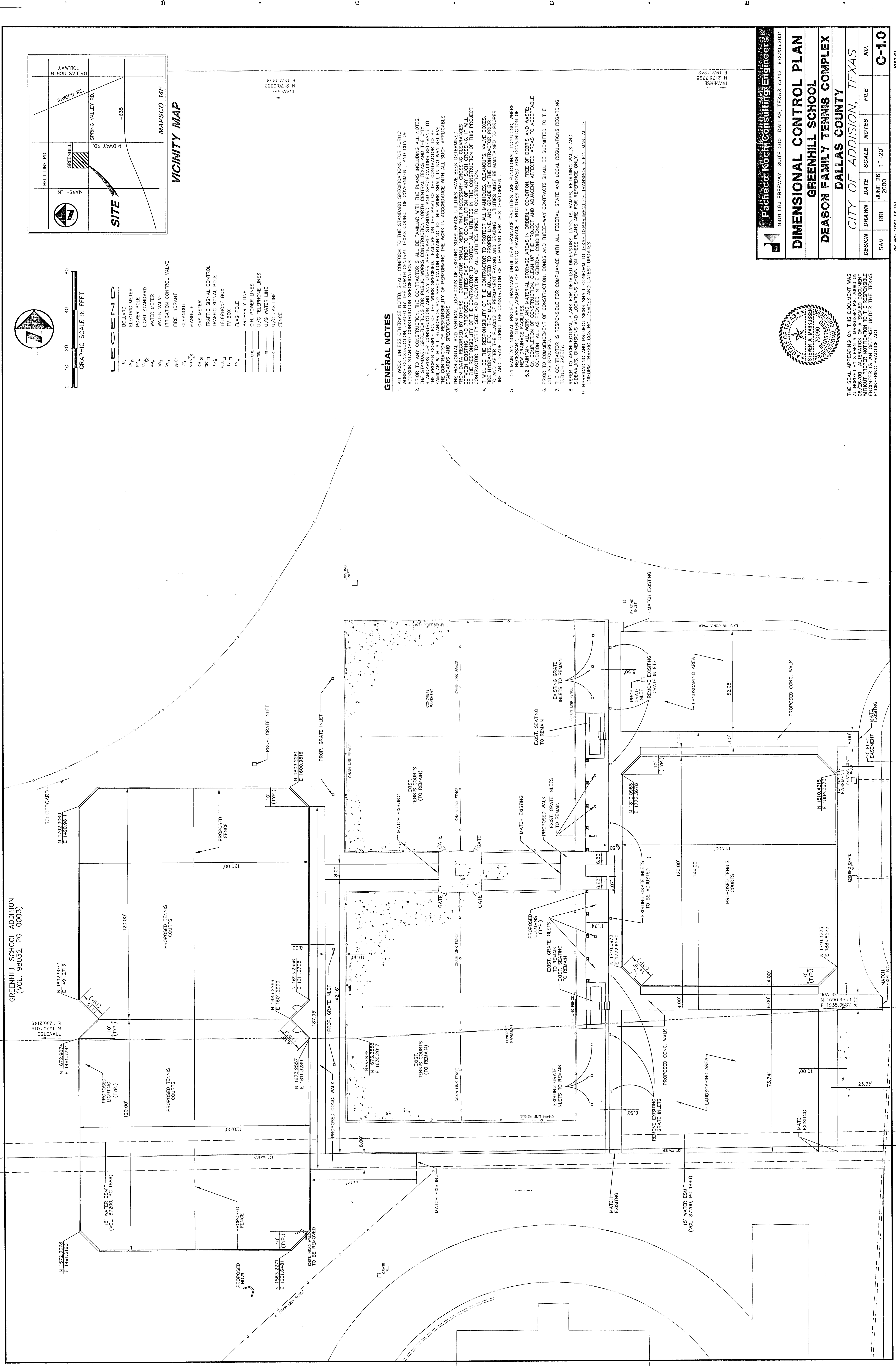
MEP ENGINEER  
CONSTRUCTING ENGINEERS  
100 E. 15th Street, Suite 125-LB 101  
Fort Worth, Texas 76102  
FAX (817) 338-4709



- LEGEND**
- BOLLARD
  - ELECTRIC METER
  - POWER POLE
  - TRAFFIC SIGNAL
  - WATER METER
  - WATER VALVE
  - IRRIGATION CONTROL VALVE
  - FIRE HYDRANT
  - CLEANOUT
  - MANHOLE
  - GAS METER
  - TRAFFIC SIGNAL CONTROL
  - TRAFFIC SIGNAL POLE
  - TELEPHONE POLE
  - TELEPHONE BOX
  - TV BOX
  - FLAG POLE
  - PROPERTY LINE
  - 0/1 POWER LINES
  - 1/2 POWER LINES
  - 1/2 WATER LINES
  - 1/2 GAS LINE
  - FENCE

**GENERAL NOTES**

1. ALL WORK UNLESS OTHERWISE NOTED SHALL CONFORM TO THE STANDARD SPECIFICATIONS FOR PUBLIC WORKS CONSTRUCTION, ISSUED BY THE NORTH CENTRAL TEXAS COUNCIL OF GOVERNMENT, AND CITY OF DALLAS STANDARD CONSTRUCTION SPECIFICATIONS.
2. THE CONTRACTOR SHALL BE FAMILIAR WITH THE PLANS INCLUDING ALL NOTES, THE STANDARD SPECIFICATIONS FOR PUBLIC WORKS CONSTRUCTION NORTH CENTRAL TEXAS AND THE CITY OF DALLAS STANDARD CONSTRUCTION SPECIFICATIONS, AND ANY OTHER APPLICABLE STANDARDS AND SPECIFICATIONS PERTAINING TO THIS WORK. THE CONTRACTOR SHALL BE RESPONSIBLE FOR OBTAINING ALL NECESSARY PERMITS AND APPROVALS FROM THE CITY OF DALLAS DEPARTMENT OF TRANSPORTATION AND PUBLIC WORKS.
3. THE HORIZONTAL AND VERTICAL LOCATIONS OF EXISTING SUBSURFACE UTILITIES HAVE BEEN DETERMINED BY THE CONTRACTOR AND SHOWN ON THESE PLANS. THE CONTRACTOR SHALL BE RESPONSIBLE FOR VERIFYING THE LOCATION AND DEPTH OF ALL UTILITIES PRIOR TO CONSTRUCTION OF THIS PROJECT. IT WILL BE THE RESPONSIBILITY OF THE CONTRACTOR TO PROTECT ALL MANHOLES, CLEANOUTS, VALVE BOXES, FIRE HYDRANTS, ETC. THEY MUST BE ADJUSTED TO PROPER LINE AND GRADE BY THE CONTRACTOR PRIOR TO CONSTRUCTION OF ANY NEW UTILITIES. ALL UTILITIES SHALL BE MAINTAINED TO PROPER LINE AND GRADE DURING THE CONSTRUCTION OF THE PAVING FOR THIS DEVELOPMENT.
5.
  - 5.1 MAINTAIN NORMAL PROJECT DRAINAGE UNTIL NEW DRAINAGE FACILITIES ARE FUNCTIONAL, INCLUDING, WHERE NECESSARY, INTERIM REPLACEMENT OF EXISTING DRAINAGE STRUCTURES REMOVED FOR CONSTRUCTION OF NEW DRAINAGE FACILITIES. ALL DRAINAGE STRUCTURES SHALL BE IN ORDERLY CONDITION, FREE OF DEBRIS AND WASTE.
  - 5.2 MAINTAIN ALL WORK AND MATERIAL STORAGE AREAS IN ORDERLY CONDITION, FREE OF DEBRIS AND WASTE. CONDUIT AND ALL WORK SHALL BE PROTECTED BY THE GENERAL CONDITIONS.
  - 5.3 PRIOR TO COMMENCEMENT OF CONSTRUCTION, BONDS AND THREE-WAY CONTRACTS SHALL BE SUBMITTED TO THE CITY AS REQUIRED.
  - 5.4 THE CONTRACTOR IS RESPONSIBLE FOR COMPLIANCE WITH ALL FEDERAL, STATE AND LOCAL REGULATIONS REGARDING TRAFFIC SAFETY.
  - 5.5 REFER TO ARCHITECTURAL PLANS FOR DETAILED DIMENSIONS, LAYOUTS, RAMPS, RETAINING WALLS AND SIDEWALKS, DIMENSIONS AND LOCATIONS SHOWN ON THESE PLANS ARE FOR REFERENCE ONLY.
  - 5.6 THE CONTRACTOR SHALL MAINTAIN ALL EXISTING UTILITIES AND SHALL BE RESPONSIBLE FOR OBTAINING ALL NECESSARY PERMITS FROM THE CITY OF DALLAS DEPARTMENT OF TRANSPORTATION AND PUBLIC WORKS.



**Pacheco Koon Consulting Engineers**  
9401 LEJ FREWAY SUITE 300 DALLAS, TEXAS 75243 9722353001

**DIMENSIONAL CONTROL PLAN**  
**GREENHILL SCHOOL**  
**DEASON FAMILY TENNIS COMPLEX**  
**DALLAS COUNTY, TEXAS**

CITY OF ADDITION

DESIGN	DRAWN	DATE	SCALE	NOTES	FILE	NO.
SAH	RR	JUNE 28	1"=20'			C-1.0

AK NO: 1082-98181



THE SEAL APPEARING ON THIS DOCUMENT WAS ISSUED TO RICHARD R. RICHARDS, LICENSE NO. 0978300, ALTERNATION OF A SEALED DOCUMENT WHOSE PROFESSIONAL RESPONSIBILITY IS ASSUMED UNDER THE TEXAS ENGINEERING PRACTICE ACT.

DWG NAME: 1082-98181.dwg PLOT TIME: 06/23/2000 11:18 AM  
 XREF: 1082-98181.dwg  
 SHEET NO. 1 OF 1  
 TITLE: DIMENSIONAL CONTROL PLAN  
 PROJECT: GREENHILL SCHOOL DEASON FAMILY TENNIS COMPLEX  
 CLIENT: GREENHILL SCHOOL  
 DATE: 06/23/2000  
 SCALE: 1"=20'  
 DRAWN BY: RRL  
 CHECKED BY: RRL  
 PROJECT NO.: 1082-98181