

- 1-8" M.J. 11/4° BEND
- 1-8" M.J. 90° BEND
- 1-8"x6" M.J. TEE
- 1-6" G.V. W/ VALVE BOX
- 1-6" M.J. CAP


- 1-8" M.J. TEE
- 1-8" M.J. BLIND CAP
- 1-8" M.J. GATE VALVE W/ VALVE BOX

- 1-8"x6" M.J. TEE
- 1-6" G.V. W/ VALVE BOX
- 1-6" FIRE HYDRANT

- 1-8"x2" M.J. TEE
- 1-2" G.V. W/ VALVE BOX
- 1-2" METER W/ METER BOX

- 1-8"x6" M.J. TEE
- 1-6" G.V. W/ VALVE BOX
- 1-6" FIRE HYDRANT

- 1-8"x6" M.J. TEE
- 1-8" G.V. W/ VALVE BOX
- 1-8" M.J. BLIND CAP
- 1-6" G.V. W/ VALVE BOX
- 1-6" FIRE HYDRANT



CITY OF ADDISON	
WATER SYSTEM IMPROVEMENTS	
Scale: 1"=40'	Revisions
Date: May, 1973	
Drawn: R.C.K.	
Apprd: R.C.K.	
Title: DISTRIBUTION SYSTEM	Sheet No. 2

ROBERT C. KYLE & ASSOCIATES Inc. Consulting Engineers DALLAS

J.R. & Jack Maxfield Prop.

Edwin H Harrison Prop.

Exxon Oil Co. Station

8" CAST IRON CEMENT LINED WATER LINE

1-8"x6" M.J. TEE
1-6" G.V. W/ VALVE BOX
1-6" FIRE HYDRANT

WET CONNECTION

1-8" TAPPING SLEEVE W/ VALVE
1-8" M.J. 90° BEND

1-8"x6" M.J. TEE
1-6" G.V. W/ VALVE BOX
1-6" M.J. BLIND CAP

COTTON BELT R.R.

COTTON BELT R.R.

Frances D. Truman Prop.

Golf Driving Range

Jos. S. Miller Prop.

8" CAST IRON CEMENT LINED WATER LINE

1-8"x6" M.J. TEE
1-6" G.V. W/ VALVE BOX
1-6" FIRE HYDRANT

REPLACE BASE & SURFACE
SALVAGE & RELAY R.C.P.

1-8"x6" M.J. TEE
1-6" G.V. W/ VALVE BOX
1-6" M.J. BLIND CAP

INWOOD ROAD

CITY OF DALLAS 42" R.C. WATER MAIN

Railroad R.O.W.

1-8"x2" M.J. TEE
1-6" G.V. W/ VALVE BOX
1-2" METER W/ METER BOX

COTTON BELT R.R.

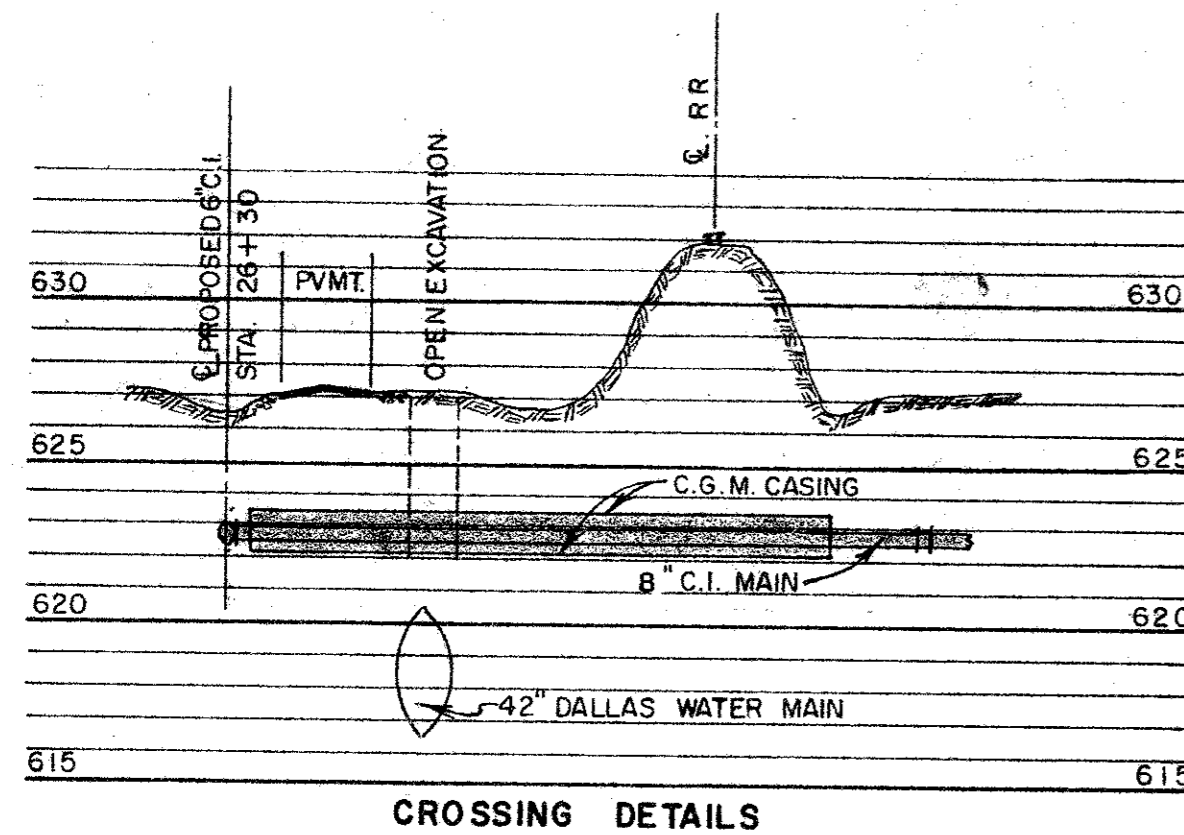
1-8"x2" M.J. TEE
1-2" G.V. W/ VALVE BOX
1-2" METER W/ METER BOX

1-8"x6" M.J. TEE
1-6" G.V. W/ VALVE BOX
1-6" M.J. BLIND CAP

Railroad R.O.W.

Property Line

NOTE TO CONTRACTOR:
ALL PIPE EMBEDMENT SHALL BE CLASS 2 ON THIS PROJECT.



CROSSING DETAILS

BORE & ENCASE 120 L.F.
8" C.I., M.J. PIPE IN 18"
CORRUGATED GALVANIZED
METAL PIPE CASING.

1-8"x6" M.J. TEE
1-6" G.V. W/ VALVE BOX
1-6" M.J. BLIND CAP

1-8" 22 1/2° BEND

DEFLECT PIPE AT JOINTS
SO AS TO PARALLEL
FENCE.

MATCH LINE STA. 28+50 SHEET 2

CITY OF ADDISON
WATER SYSTEM IMPROVEMENTS

Scale: 1" = 40'

Date: May, 1973

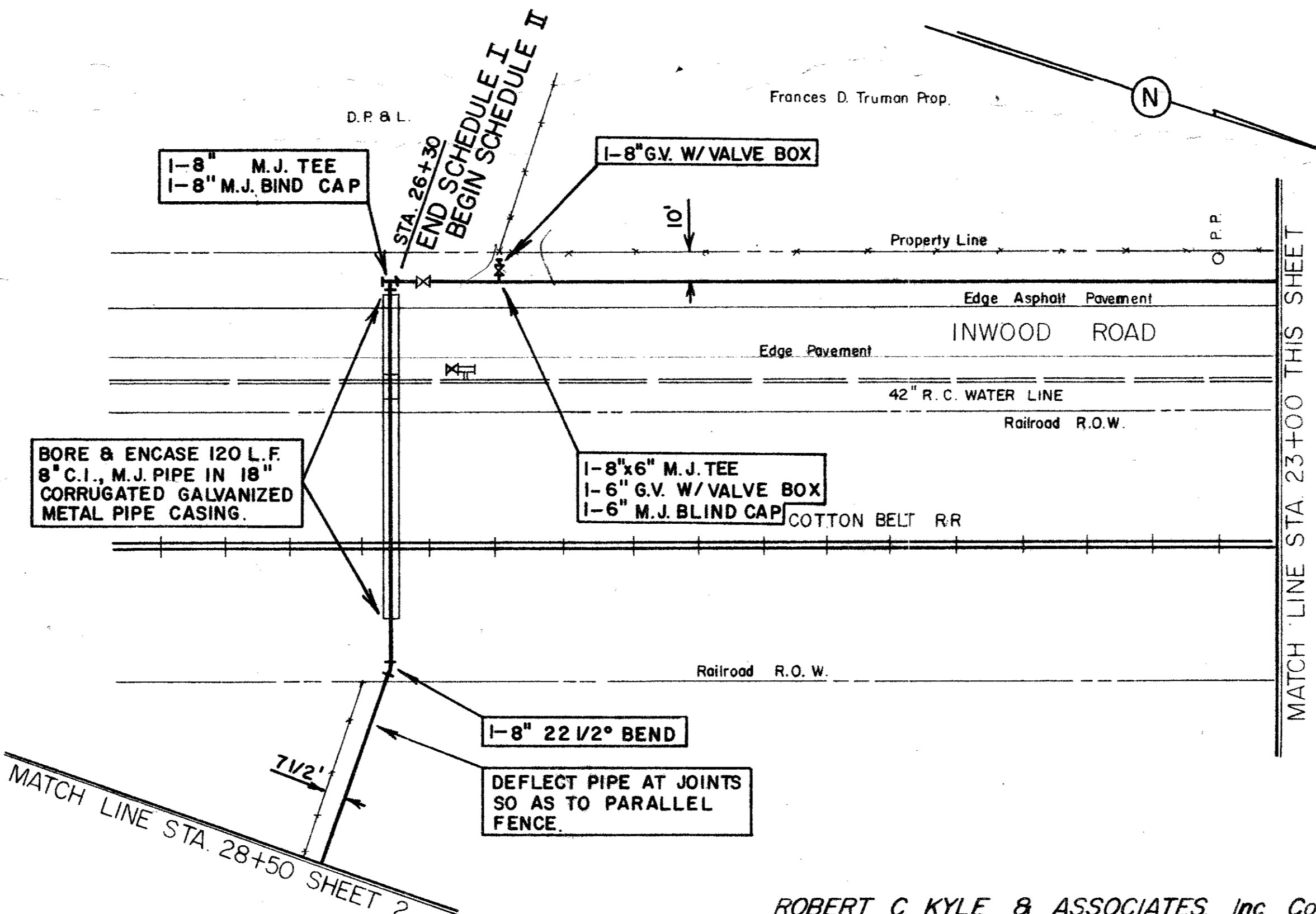
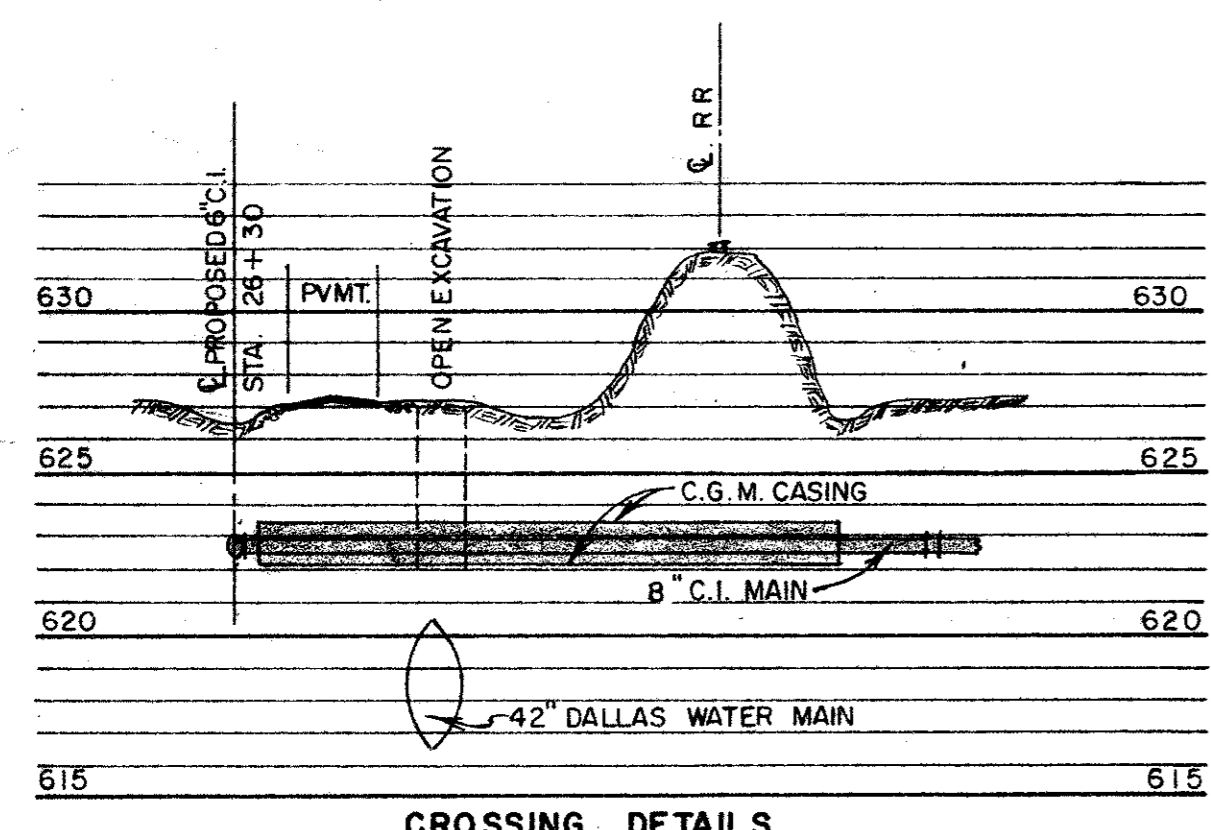
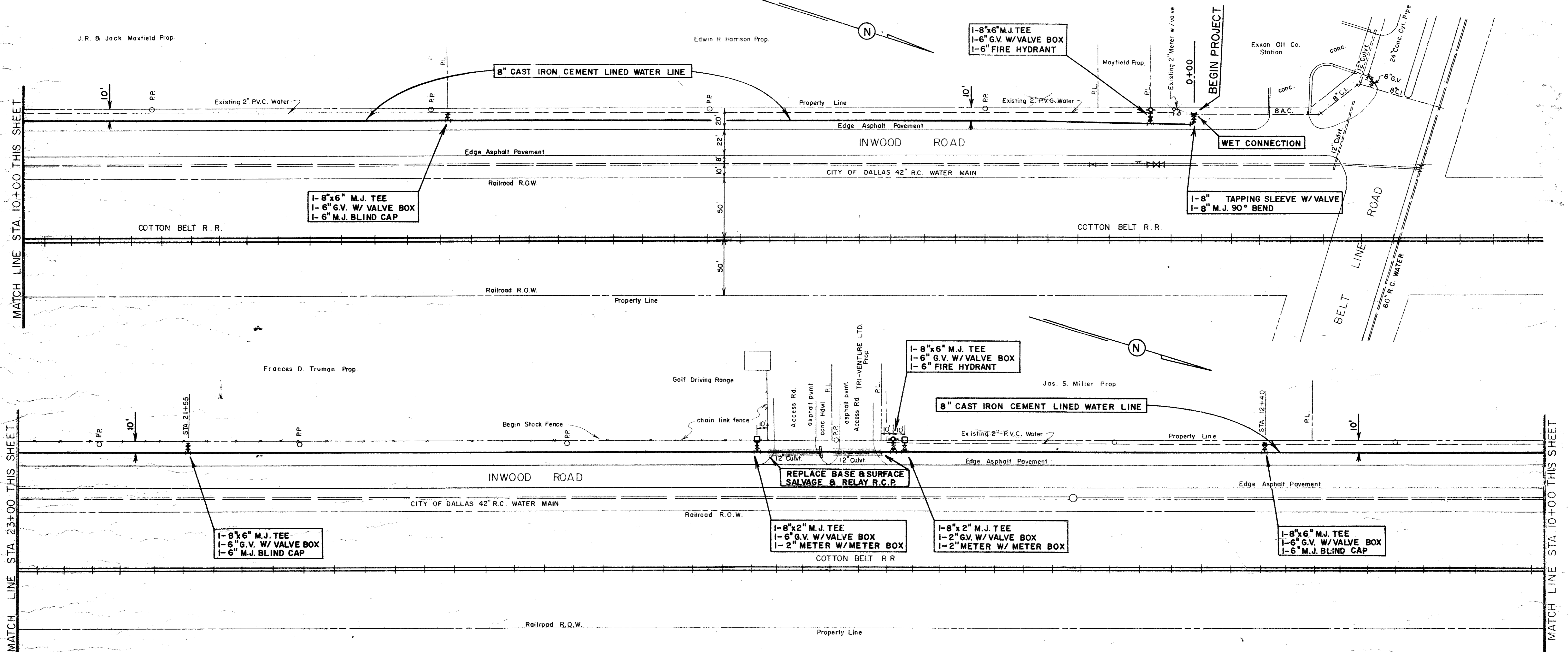
Drawn: R.C.K.

App'd: R.C.K.

Sheet No. 1

DISTRIBUTION SYSTEM

14



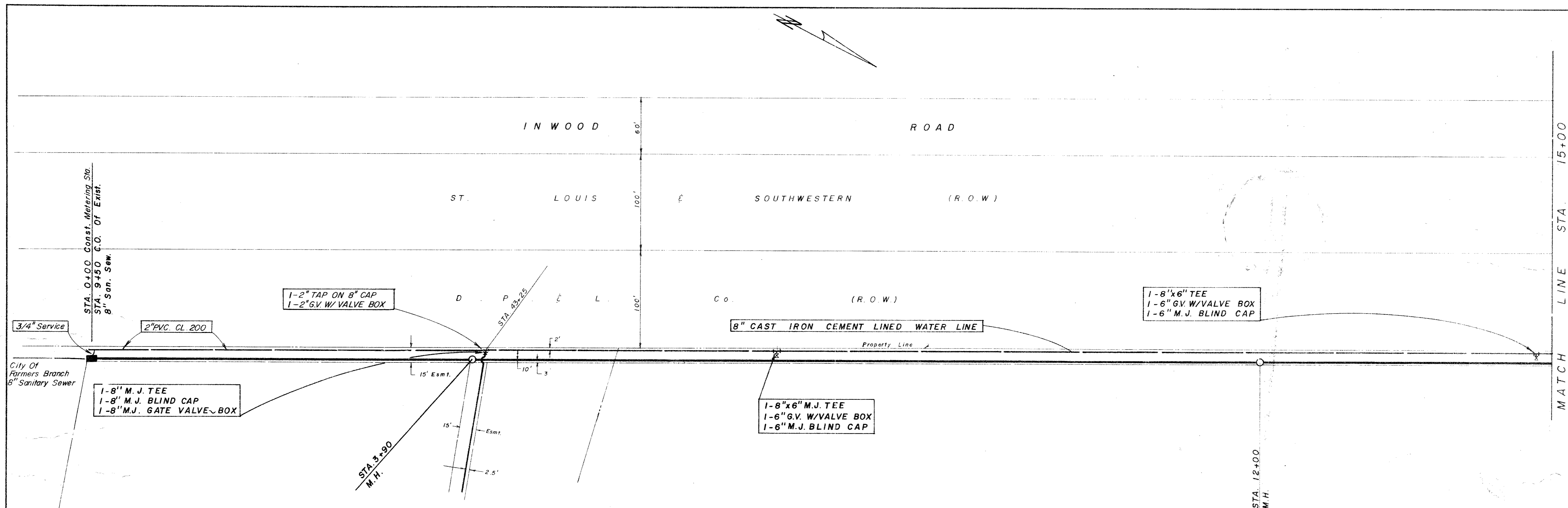
NOTE TO CONTRACTOR
ALL PIPE EMBEDMENT SHALL BE CLASS 2 ON THIS PROJECT.

ROBERT C. KYLE & ASSOCIATES, Inc. Consulting Engineers DALLAS

CITY OF ADDISON	
WATER SYSTEM IMPROVEMENTS	
Scale	Revisions
1" = 40'	
Date: May 1973	
Drawn: [Signature]	
By: R.C.K.	
App'd: R.C.K.	
Title: DISTRIBUTION SYSTEM	
Sheet No. 1	
of 8	
Project No. 77	

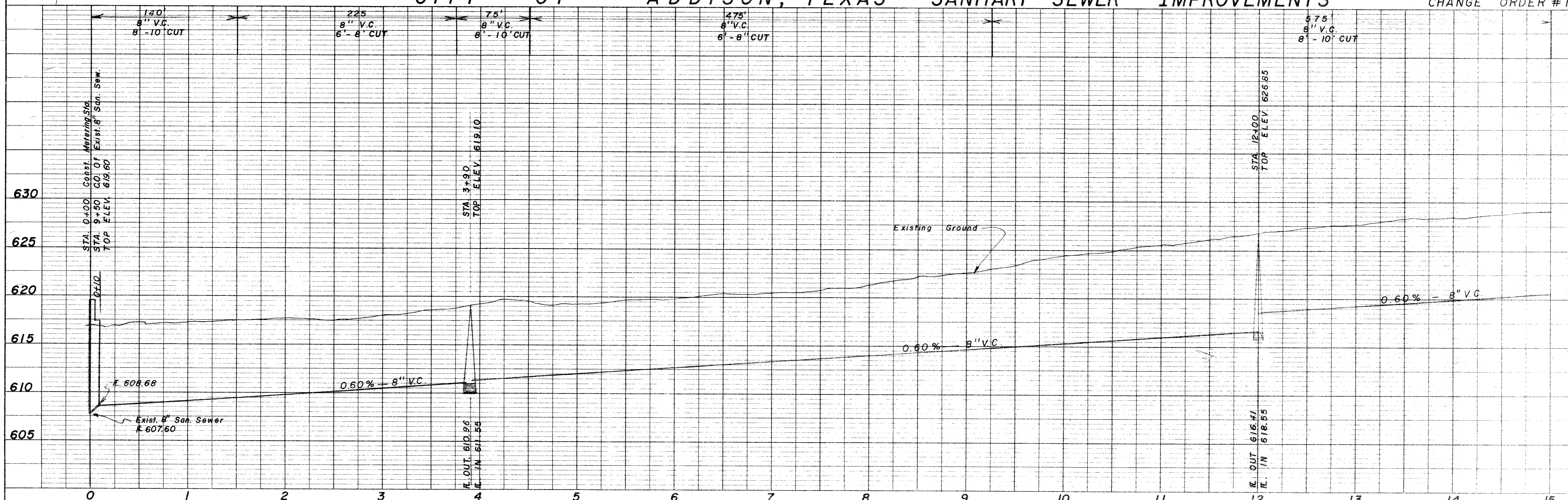
PLAN
 SURVEYED BY: _____ DATE: _____
 PLOTTED BY: _____
 NOTE BOOK NO. _____
 ALIGNMENT CHECKED BY: _____
 REVISIONS CHECKED BY: _____

PROFILE
 SURVEYED BY: _____ DATE: _____
 PLOTTED BY: _____
 NOTE BOOK NO. _____
 STRUCTURE INDICATIONS CHECKED BY: _____

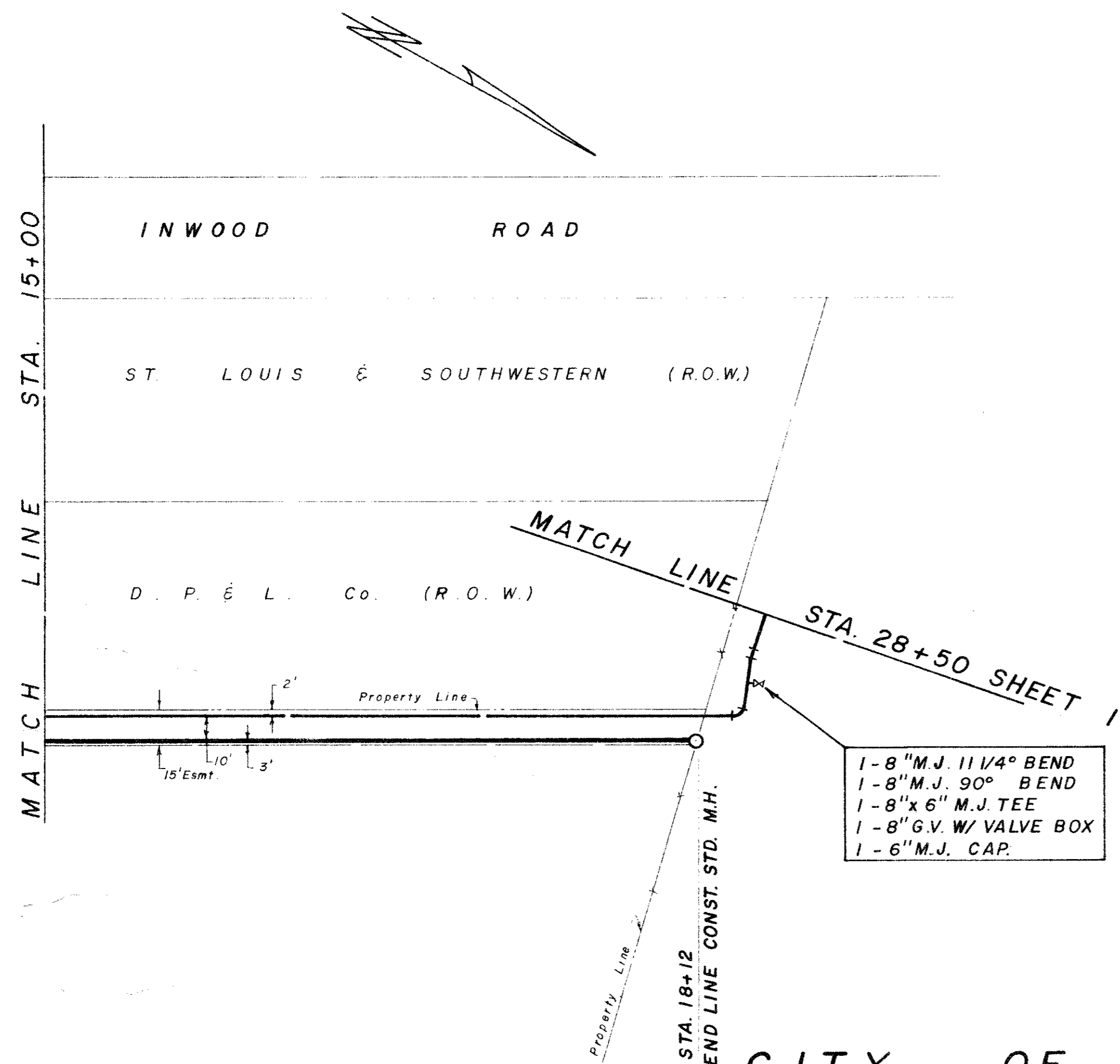


CITY OF ADDISON, TEXAS - SANITARY SEWER IMPROVEMENTS

CHANGE ORDER #1




DATE: _____ BY: _____
 PLAN
 CHECKED: _____
 NOTE BOOK: _____
 NO. _____



CITY OF ADDISON, TEXAS — SANITARY SEWER IMPROVEMENTS

CHANGE ORDER # 1

DATE: _____ BY: _____
 PROFILE
 CHECKED: _____
 NOTE BOOK: _____
 NO. _____



11-19
 8-11-19
 11-19