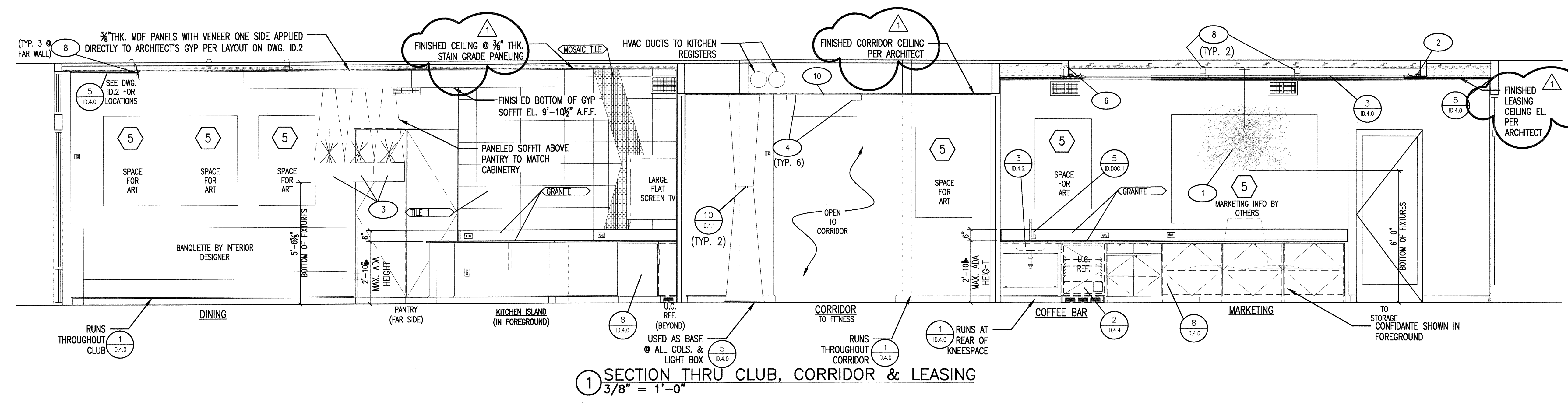


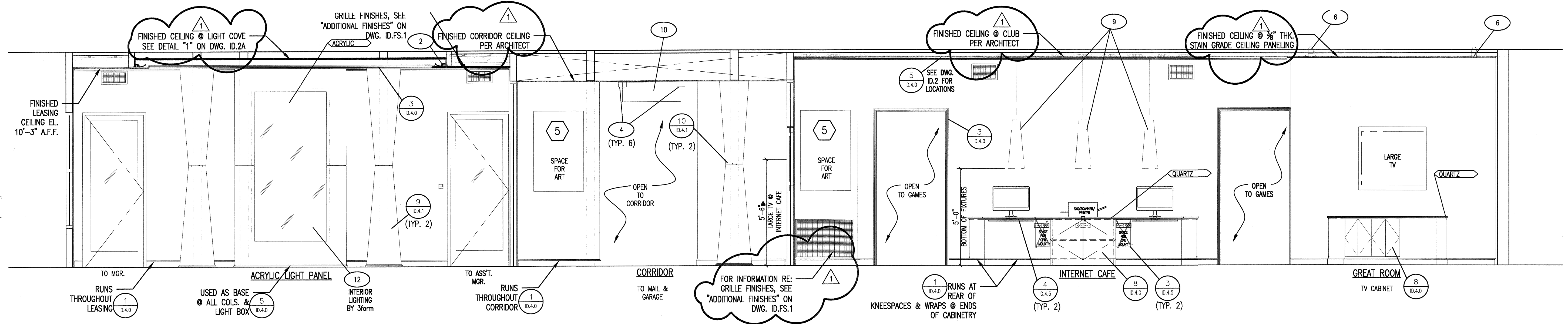
REVISED FOR CONSTRUCTION
MAY 16, 2012

KELLER SPRINGS CLUBHOUSE
ADDISON, TX

GENERAL SECTIONS & ELEVATION @ GAMES

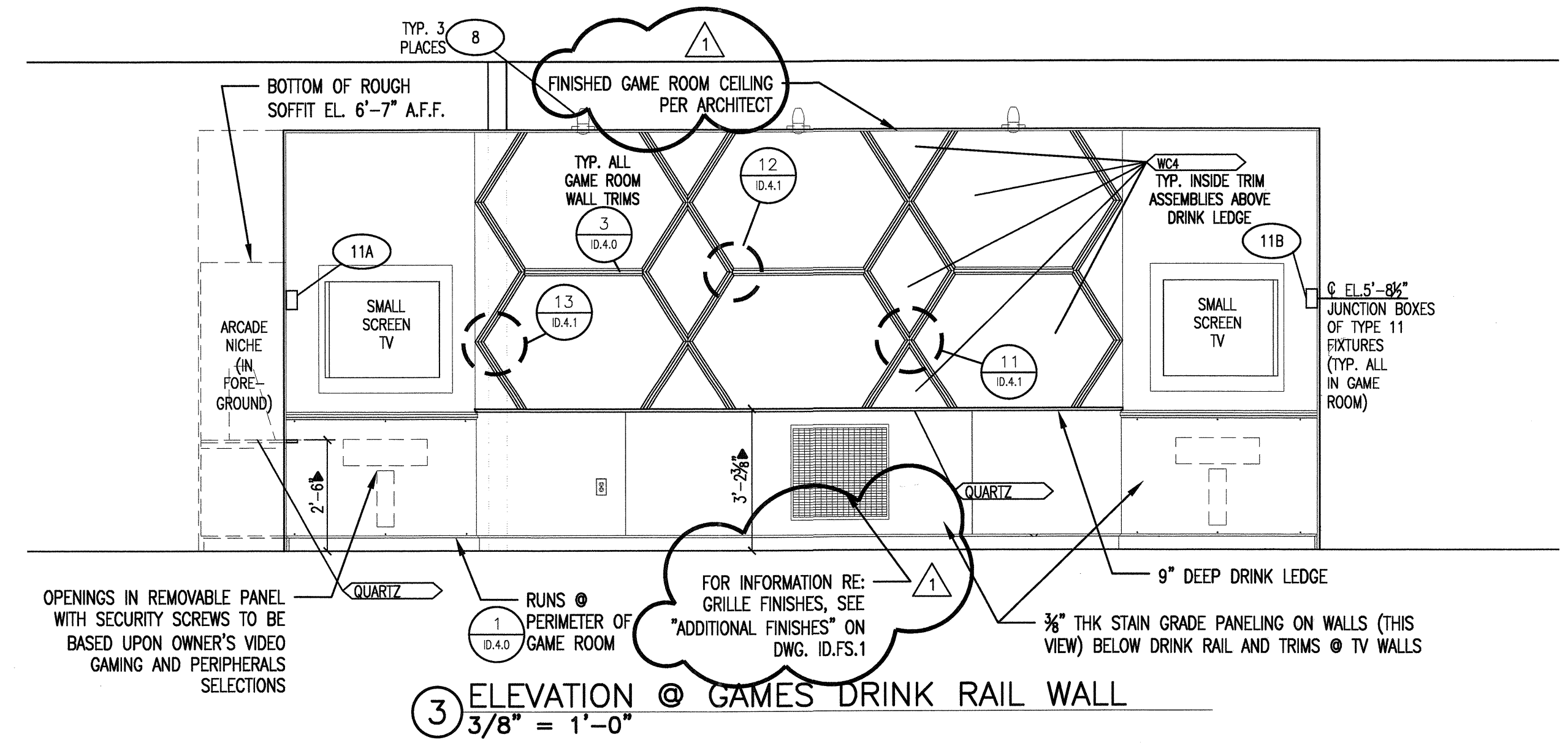


1 SECTION THRU CLUB, CORRIDOR & LEASING
3/8" = 1'-0"




2 SECTION THRU LEASING, CORRIDOR & CLUB
3/8" = 1'-0"

★ BUILDER TO DETERMINE WHICH DOORS IN CLUB/LEASING/COMMON AREAS WILL RECEIVE KELLER SPRINGS CASING. SEE DETAIL "3A" ON DWG. ID.4.0 FOR PROFILE.



3 ELEVATION @ GAMES DRINK RAIL WALL
3/8" = 1'-0"

1 ADDED FABRICATION DETAILS 5-16-12
© 2012 M. FORD & ASSOCIATES, INC. THIS DOCUMENT IS PUBLISHED AS AN INSTRUMENT OF SERVICE AND IS GIVEN IN CONFIDENCE. IT REMAINS THE PROPERTY OF M. FORD & ASSOCIATES, INC. THIS DOCUMENT AND THE INFORMATION CONTAINED WITHIN MAY NOT BE REPRODUCED OR DISCLOSED WITHOUT WRITTEN CONSENT OF M. FORD & ASSOCIATES, INC., HOUSTON, TEXAS



m. ford & associates
interior design
99 dentering street
suite 165
houston, tx 77007
phone 713-630-0800
fax 713-630-0814
mford@mfordassociates.com
www.mfordassociates.com

Queen of the World

SHEET NO.

ID.5