KEYNOTES: (APPLIES TO THIS SHEET ONLY)

1. ROUTE 1" CONDENSATE DRAIN TO HUB DRAIN.

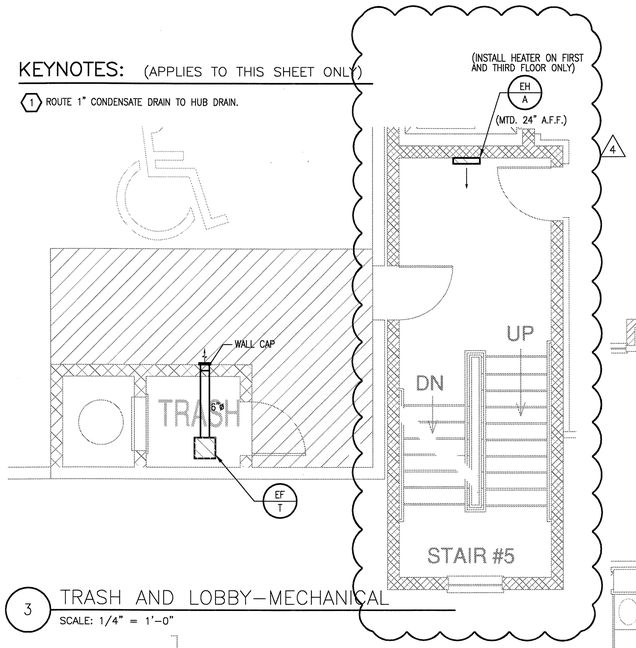

3 TRASH AND LOBBY–MECHANICAL
SCALE: 1/4" = 1'–0"

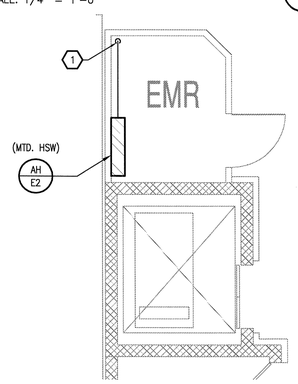

4 ELEVATOR MECHANICAL ROOM
SCALE: 1/4" = 1'–0"
RFI 66

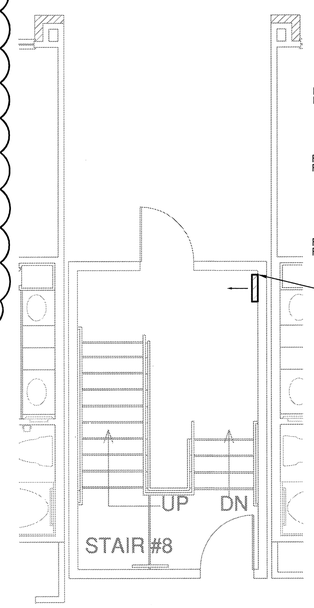

2 STAIRWELL–MECHANICAL
SCALE: 1/4" = 1'–0"

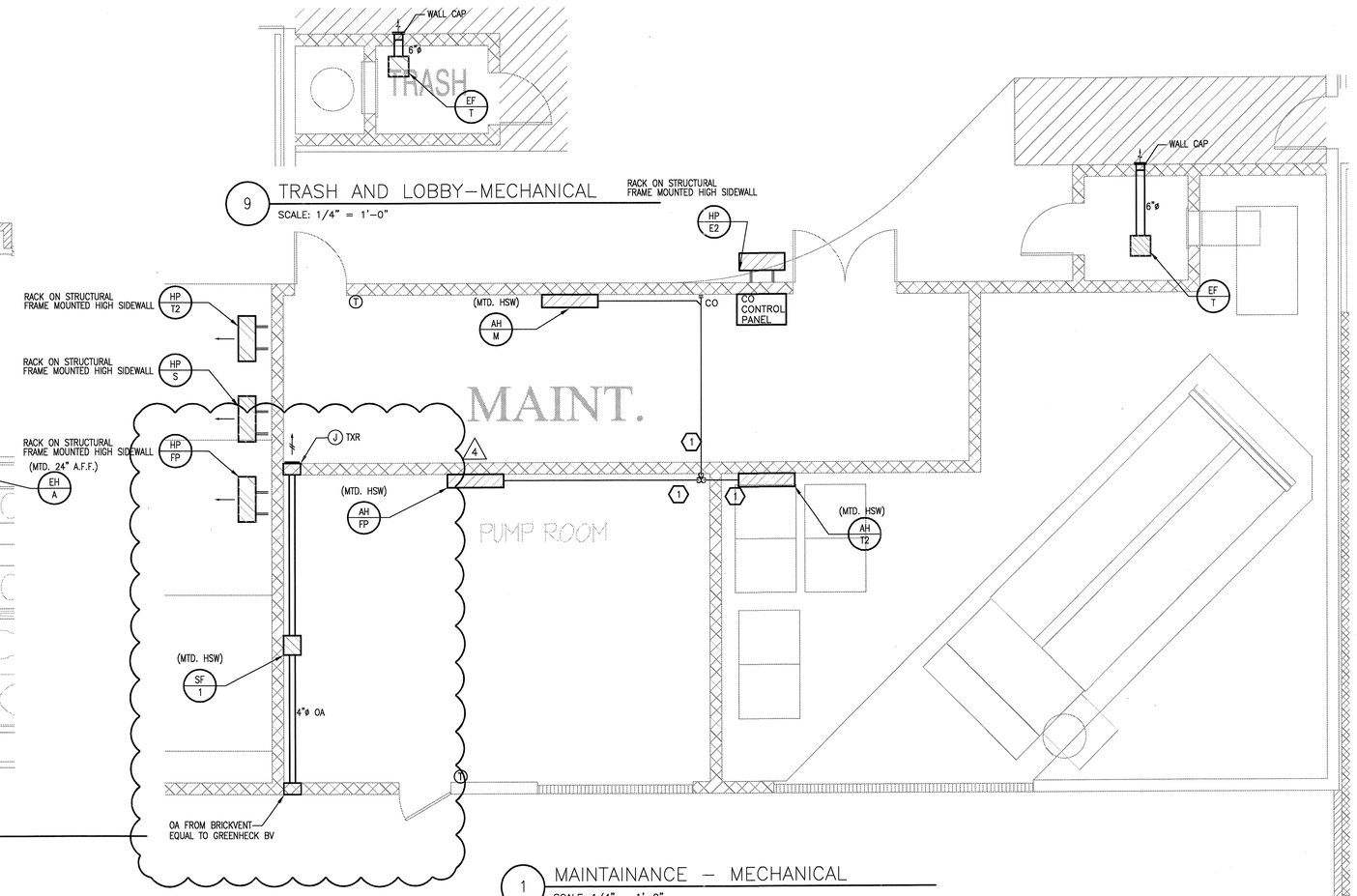

9 TRASH AND LOBBY–MECHANICAL
SCALE: 1/4" = 1'–0"

1 MAINTAINANCE – MECHANICAL
SCALE: 1/4" = 1'–0"

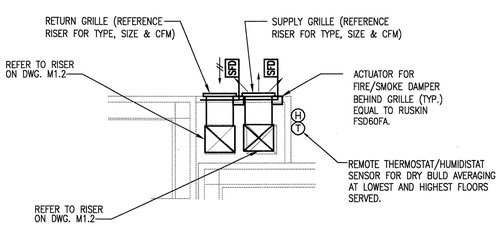

8 CORRIDOR PRESSURIZATION –MECHANICAL
SCALE: 1/4" = 1'–0"

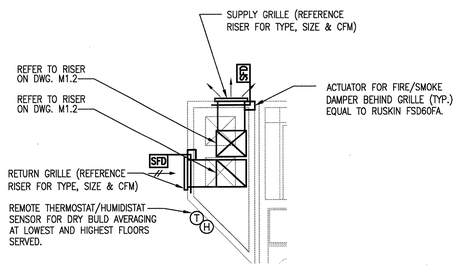

7 CORRIDOR PRESSURIZATION –MECHANICAL
SCALE: 1/4" = 1'–0"
RFI 128 RFI 134

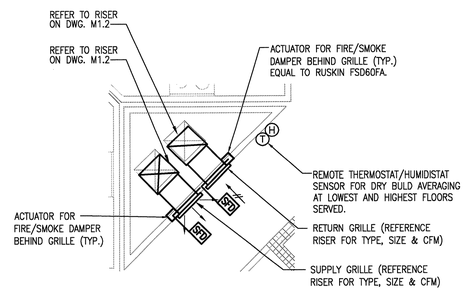

6 CORRIDOR PRESSURIZATION –MECHANICAL
SCALE: 1/4" = 1'–0"

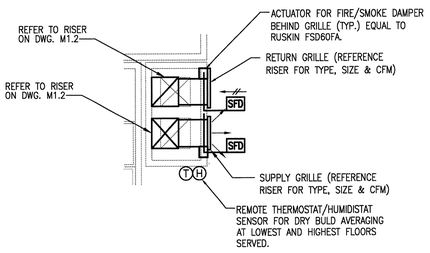

5 CORRIDOR PRESSURIZATION –MECHANICAL
SCALE: 1/4" = 1'–0"

Jordan & Skala Engineers
14240 Midway Road, Suite 340
Dallas, TX 75244-5138
V: 469.385.1616 F: 469.385.1615
Project Number - 113-0355
Drawn By: CJH
Texas Firm Registration # F-4990
Checked By: AHS

STATE OF TEXAS
HON PAN WONG
108965
LICENSED
PROFESSIONAL ENGINEER
10/27/11

REVISIONS

1	9–2–2011	DESIGN REVISIONS
2	9–13–2011	ANSI/FHA COMMENTS
3	9–23–2011	DESIGN REVISIONS
4	10–17–2011	CONSTRUCTION ISSUE

KELLER SPRINGS LOFTS

LOFT APARTMENTS IN ADDISON, TEXAS

BGO architects
4144 N. Central Expy.
Suite 855
Dallas, TX 75204
214.520.8878
bgoarchitects.com

DATE
08–05–11

PROJECT
11129

SHEET NUMBER
M-4.2
PART PLANS MECHANICAL