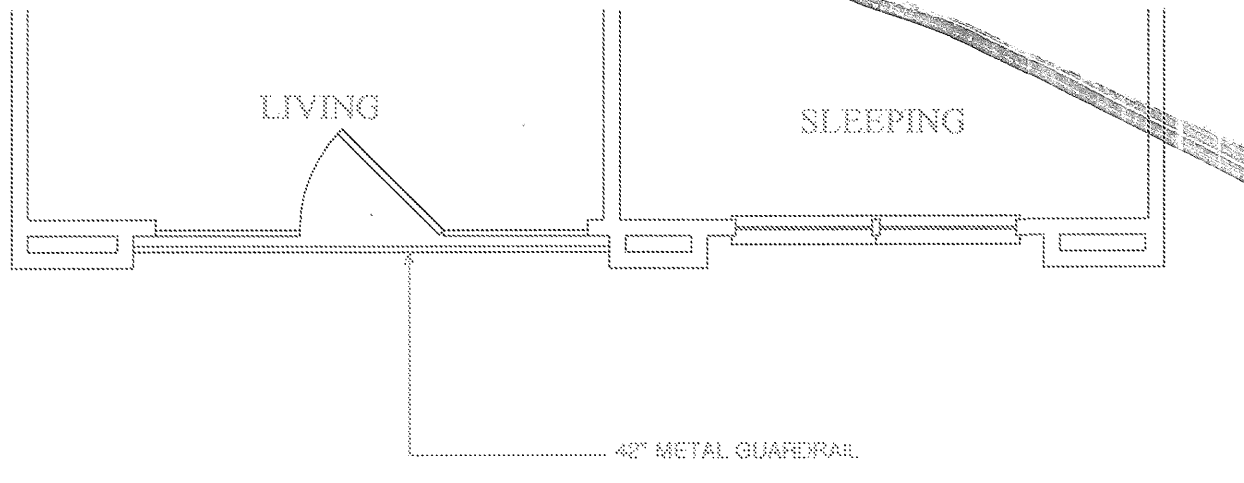


REVISIONS		
1	9-2-2011	DESIGN REVISIONS
2	9-13-2011	ANSI/FHA COMMENTS
3	9-23-2011	DESIGN REVISIONS
4	10-17-2011	CONSTRUCTION ISSUE

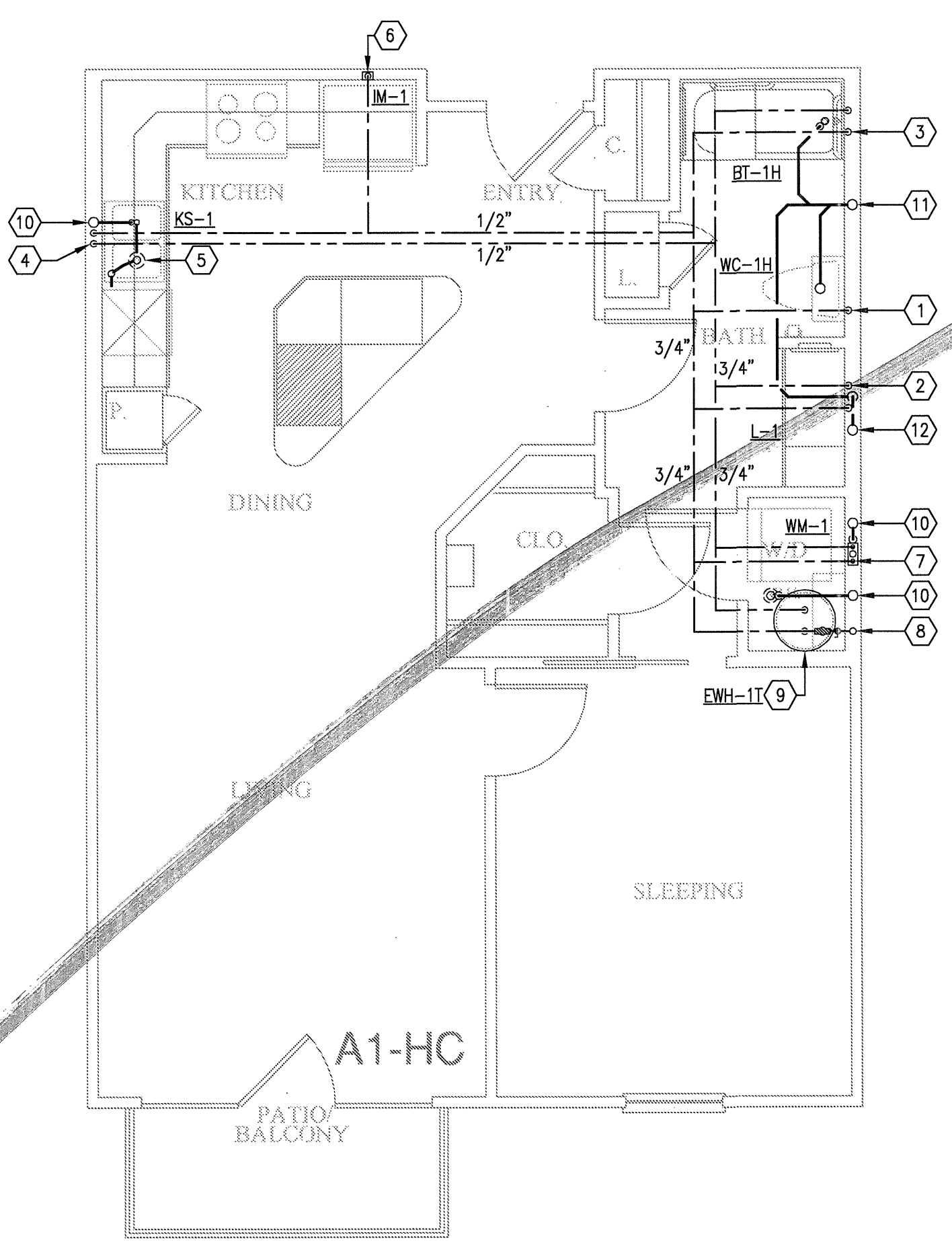
KELLER SPRINGS LOFTS
 LOFT APARTMENTS IN ADDISON, TEXAS

KEY NOTES:

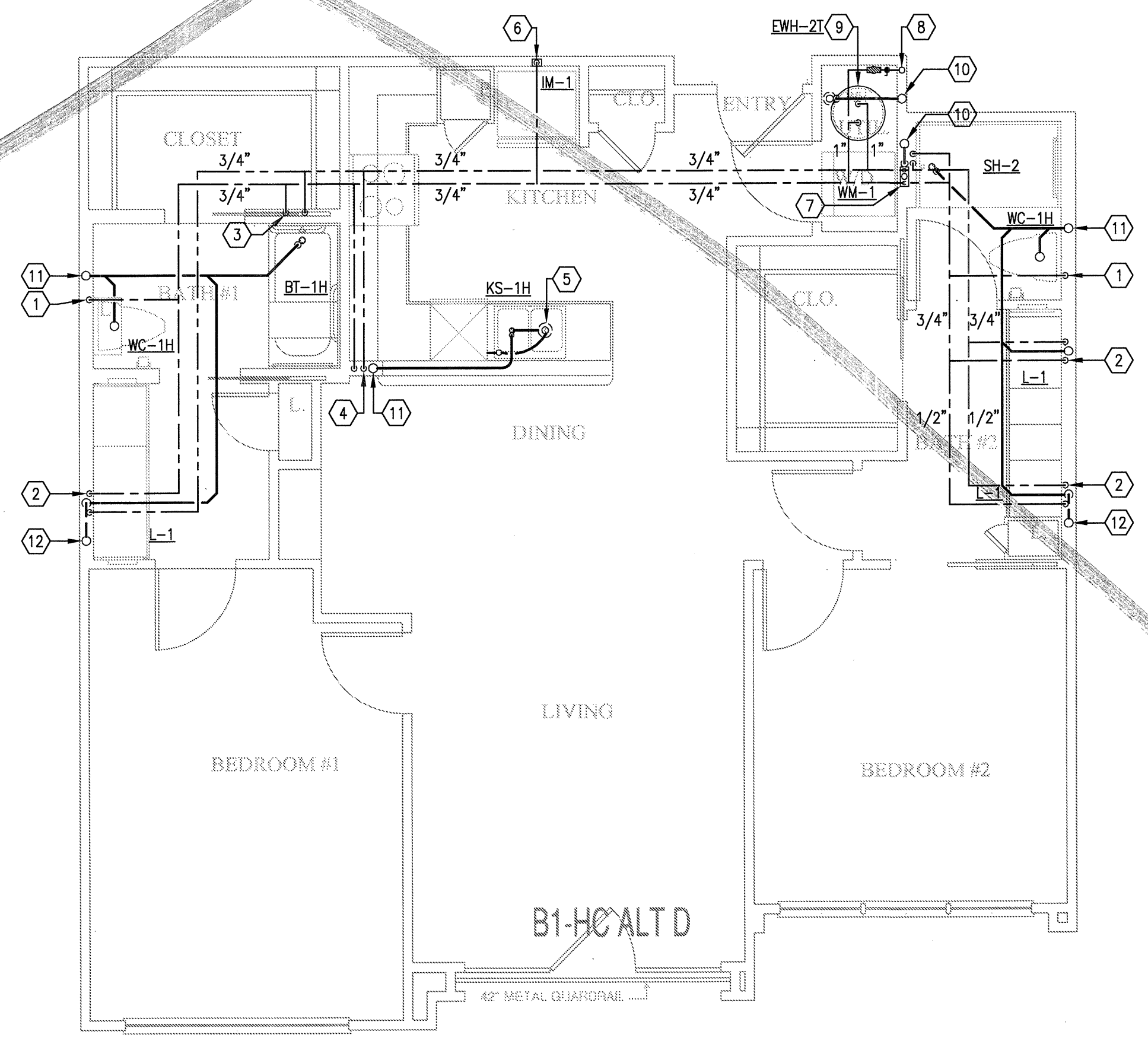
- 1 1/2" CW DOWN IN WALL TO WATER CLOSET.
- 2 1/2" H & CW DOWN IN WALL TO LAVATORY.
- 3 1/2" H & CW DOWN IN WALL TO BATHTUB/SHOWER. 3/4" H & CW DOWN IN WALL IF SERVING BATHTUB AND SHOWER.
- 4 1/2" H & CW TO SINK AND DISHWASHER. PROVIDE 1/2"x3/8" STOP ON CW. PROVIDE 1/2"x3/8"x3/8" STOP ON HW. 3/8" H & CW TO SINK FAUCET, 3/8" HW TO DISHWASHER.
- 5 DISPOSAL BELOW SINK WITH DISHWASHER WASTE CONNECTION. CONNECT DRAIN THRU AIR GAP TO DISPOSAL. DISPOSAL BY G.C. AND INSTALLED BY PLUMBING CONTRACTOR.
- 6 1/2" CW DOWN IN WALL TO ICE MAKER VALVE AND BOX.
- 7 WASHING MACHINE CONNECTION BOX 2" WASTE, 1/2" H & CW.
- 8 DOMESTIC WATER RISER. PROVIDE ISOLATION VALVE, REMOTE READ SUB-METER, AND PRV IF REQUIRED. REFER TO RISER DIAGRAM FOR SIZES.
- 9 ELECTRIC WATER HEATER. REFER TO DETAILS AND SCHEDULE.
- 10 3" SANITARY WASTE/VENT RISER PER IPC SEC 910.
- 11 3" SANITARY WASTE RISER.
- 12 3" SANITARY VENT RISER.



3 UNIT A1-HC - PARTIAL 1
 SCALE: 1/4" = 1'-0" OCCURS AT: (1) TOTAL UNITS ON SITE



2 UNIT A1-HC - ONE SLEEPING/ONE BATH
 SCALE: 1/4" = 1'-0" OCCURS AT: (1) TOTAL UNITS ON SITE



1 UNIT B1-HC-ALT D - TWO BEDROOM/TWO BATH
 SCALE: 1/4" = 1'-0" OCCURS AT: (3) TOTAL UNITS ON SITE