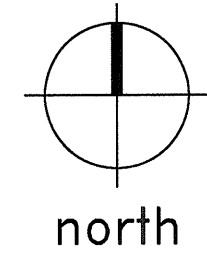


1
S3.14
PARTIAL
FOUNDATION PLAN
SCALE: 1/8"=1'-0"

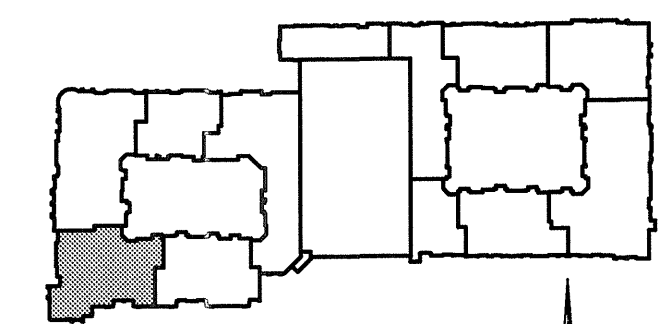


PLAN NOTES:


1. REFER TO SHEETS S1.01, S1.02 AND S1.03 FOR STRUCTURAL NOTES AND SCHEDULES.
2. REFER TO SHEETS S3.01 - S3.04 FOR TYPICAL FOUNDATION DETAILS.
3. REFER TO SHEETS S2.11 - S2.16 FOR ADDITIONAL FOUNDATION INFORMATION.

LEGEND

- ← = TENDON LIVE END (STRESS END)
- = TENDON DEAD END
- ← ← = 2 TENDON STRANDS (ONE TOP & ONE BOTTOM)
- S-XX = SLAB TENDON LENGTH IN FEET. (LENGTH IN SLAB PLUS 1'-6" TO 2'-0" FOR SINGLE PULL TENDONS OR 3'-6" TO 4'-0" FOR DOUBLE PULL TENDONS)
- B-XX = BOTTOM BEAM TENDON LENGTH IN FEET. (LENGTH IN SLAB PLUS 1'-6" TO 2'-0" FOR SINGLE PULL TENDONS OR 3'-6" TO 4'-0" FOR DOUBLE PULL TENDONS)
- (D) = INDICATES DOUBLE PULL TENDON



KEY PLAN



THE SEAL APPEARING ON THIS DOCUMENT WAS AUTHORIZED BY B. TRENT PERKINS, P.E. 84264

THIS DOCUMENT IS THE RENDERING OF A PROFESSIONAL SERVICE, THE ESSENCE OF WHICH IS THE PROVIDING OF ADVICE, JUDGEMENT, OPINION, OR SIMILAR PROFESSIONAL SKILL.

PPO
PARKIN - PERKINS - OLSEN
CONSULTING ENGINEERING, INC.
9330 LBJ Freeway Suite 1055
Dallas, Texas 75243
Tel 214.221.2220 Fax 214.221.2252
Project No. 39155
Registration No. F-1479

NO.	REVISIONS

KELLER SPRINGS LOFTS
LOFT APARTMENTS IN ADDISON, TEXAS

CONSTRUCTION ISSUE
10-17-2011

BGO
architects
4144 N. Central Expy., Suite 855
Dallas, TX 75204
214.520.8878
bgoarchitects.com

DATE
08-05-2011

PROJECT
11129

SHEET NUMBER

S3.14