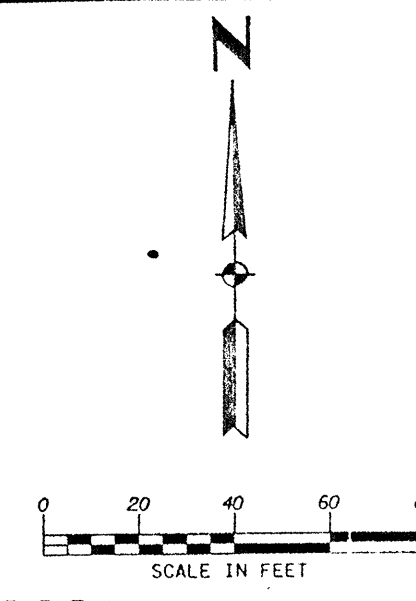


CAUTION!!
 EXIST. GAS MAIN IN AREA
 CONTACT TEXAS ONE CALL
 1-800-245-4545
 48 HOURS PRIOR TO
 CONSTRUCTION



INSTALL:
 1-2" IRR. SERVICE
 1-2" METER
 1-DOUBLE CHECK VALVE
 ASSEMBLY

INSTALL:
 1-8"x6" ANCHORING F.H. TEE
 1-6" GATE VALVE/BOX
 1-6" 45° BEND
 20 LF 6" WATER
 1-F.H. CONCRETE BLOCKING
 1-8" VALVE/BLOCK

50 LF UNDERCROSSING
 BY OTHER THAN OPEN CUT

CONNECT TO
 EXIST. MH
 RIM= 639.46
 FL (OUT)= 626.91 (N)
 FL (IN)= 627.01 (E)

CENTER ONE JOINT OF WATER
 LINE OVER SANITARY SEWER
 CROSSING

SAWCUT, REMOVE & RESTORE
 ASPHALT PAVEMENT

INSTALL:
 1-16"x8" TAPPING SLEEVE
 AND VALVE/BOX

CONNECT TO EX. 4" GAS LINE
 INSTALL: 1-SVC TAP

50 LF UNDERCROSSING
 BY OTHER THAN OPEN CUT.
 DESIGN AND INSTALLATION
 BY GAS FRANCHISE PROVIDER.

CONNECT TO
 EXIST. MH
 RIM= 637.34
 FL (OUT)= 629.20 (N)
 FL (IN)= 629.30 (S)

SAWCUT, REMOVE & RESTORE
 CONCRETE PAVEMENT

35 LF UNDERCROSSING
 BY OTHER THAN OPEN CUT
 (EXIST. ASPHALT PAVT.)

60 LF 10" SS LAT. AT 2.0%
 W/DBL. CLEANOUT

LINE 'SS-A'

SAWCUT, REMOVE & RESTORE
 ASPHALT PAVEMENT

INSTALL:
 1-16"x8" TEE
 1-16" GATE VALVE/BOX
 1-8" VALVE/BOX

INSTALL:
 1-2" IRR. SERVICE
 1-2" METER
 1-DOUBLE CHECK VALVE
 ASSEMBLY

INSTALL:
 1-8"x6" ANCHORING F.H. TEE
 1-6" GATE VALVE/BOX
 7.5 LF 6" WATER
 1-FIRE HYDRANT CONC. BLOCKING

INSTALL:
 1-6" DOMESTIC WATER SERVICE
 INCLUDING BYPASS INSIDE VAULT
 1-8"x6" TEE
 1-6" GATE VALVE/BOX
 CONCRETE BLOCKING
 1-6" GATE VALVE/BOX
 1-6" HERSEY MVR 350 TURBINE METER
 WITH PITPAK
 1-PRE-CAST BOX
 SEE DETAIL SHEET C21

INSTALL:
 1-8"x6" ANCHORING F.H. TEE
 1-6" GATE VALVE/BOX
 24 LF 6" WATER
 1-FIRE HYDRANT CONC. BLOCKING
 1-8" GATE VALVE/BOX

INSTALL:
 1-2" IRR. SERVICE
 1-2" METER
 1-DOUBLE CHECK VALVE
 ASSEMBLY

146 LF 10" SS LAT. AT 3.5%
 W/DBL. CLEANOUT

INSTALL:
 1-8" 45° BEND

INSTALL:
 1-8" 45° BEND

INSTALL 8" WATER

INSTALL:
 1-8" 45° BEND

INSTALL:
 1-8"x6" ANCHORING F.H. TEE
 1-6" GATE VALVE/BOX
 23.5 LF 6" WATER
 1-FIRE HYDRANT
 CONC. BLOCKING
 1-8" GATE VALVE/BOX

INSTALL:
 1-8"x6" ANCHORING F.H. TEE
 1-6" GATE VALVE/BOX
 25.5 LF 6" WATER
 1-FIRE HYDRANT CONC. BLOCKING

INSTALL:
 1-8" FIRE SERVICE INCLUDING BYPASS INSIDE VAULT
 1-8"x8" TEE
 3-8" GATE VALVE/BOX
 CONCRETE BLOCKING
 1-8" DOUBLE CHECK DETECTOR ASSEMBLY
 1-PRE-CAST BOX
 SEE DETAIL SHEET C21

INSTALL:
 1-8"x6" ANCHORING F.H. TEE
 1-6" GATE VALVE/BOX
 27 LF 6" WATER
 1-F.H. CONCRETE BLOCKING
 1-8" VALVE/BLOCK

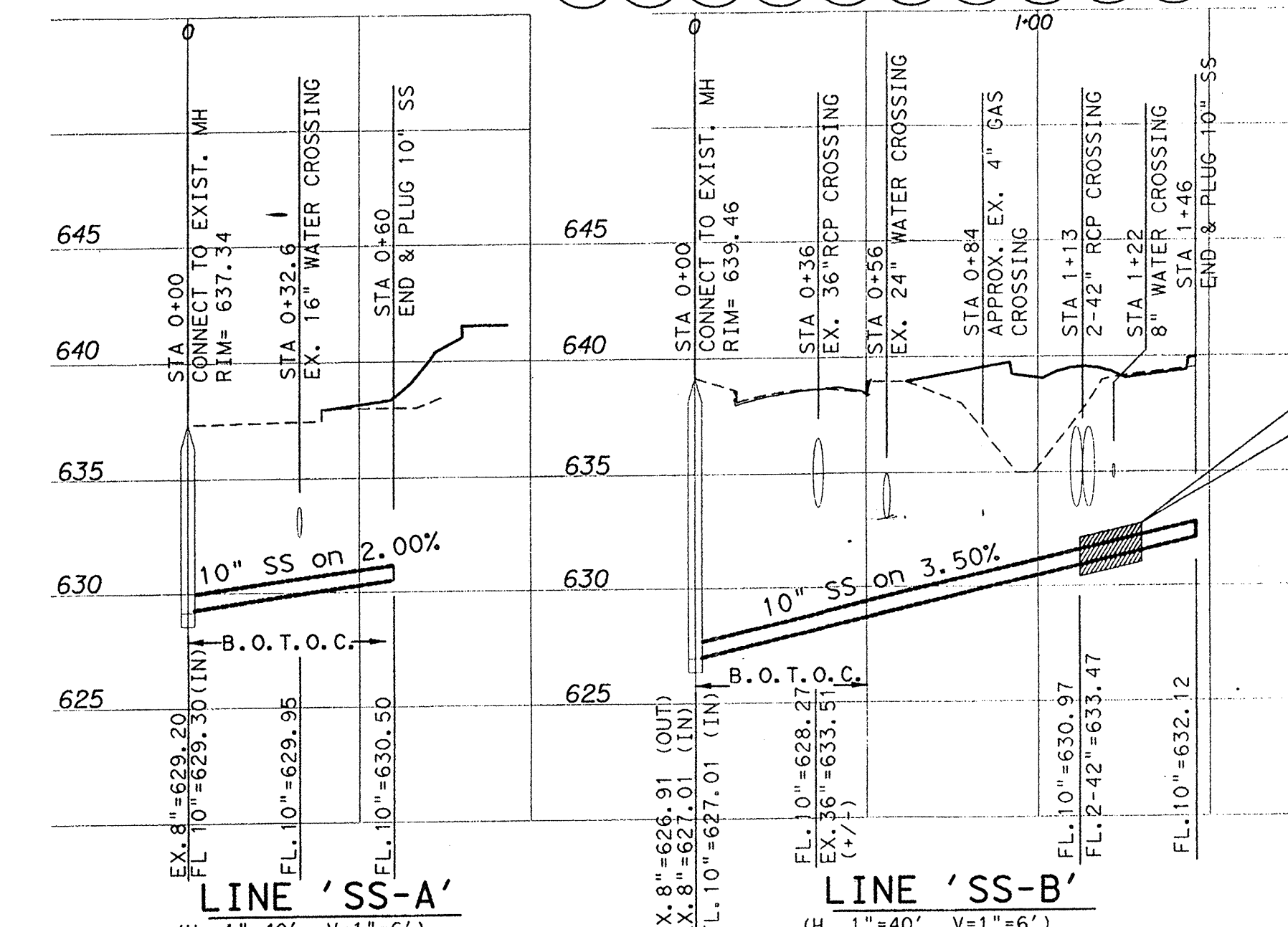
INSTALL:
 1-8" 45° BEND

INSTALL:
 1-8" 90° BEND

NOTE:
 NO CLOW VALVES, COMPACT FITTINGS OR IRON PIPE ALLOWED.


INSTALL 18 LF CEMENT
 STABILIZED SAND (10% PER CY)

BENCH MARKS:
 BM5
 SQUARE CUT ON INLET, SOUTHWEST CORNER OF RATLIFF LANE
 AND ADDISON ROAD.
 ELEVATION 637.20
 BM8
 SQUARE CUT ON INLET, SOUTHWEST CORNER OF AIRPORT PKWY.
 AND QUORUM DRIVE.
 ELEVATION 631.15
 BM1
 BRASS DISK FOUND AT NORTHWEST CORNER OF INLET, SOUTHWEST
 CORNER OF KELLER SPRINGS AND ADDISON ROAD.
 ELEVATION 638.91



Kimley-Horn
 and Associates, Inc.
 6700 Park Center Drive, Suite 800
 Dallas, TX 75248-6868
 Phone: 972-968-8877
 Fax: 972-968-8877

Revision
 No. 1
 Description
 REVISION WATER SERVICE AND
 FIRE SERVICE NOTES
 DATE
 8/26/11
 9/14/11



Keller Springs Lofts
 Loft Apartments in Addison
 Town of Addison, Texas

WATER AND WASTEWATER
 PLAN - PROFILE

DATE: OCTOBER 27, 2011
 DESIGN: KHA
 DRAWN: KHA
 CHECKED: KHA
 KHA NO.: 064362003
 CITY NO.:
 SHEET
C10