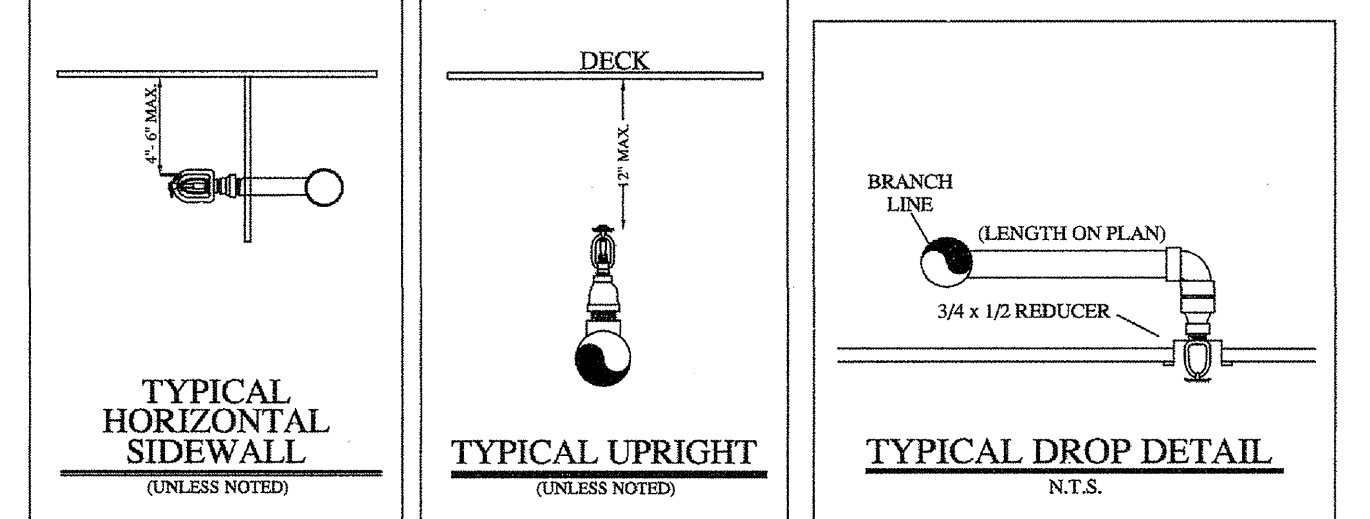


SLEEVE SCHEDULE

PIPE SIZE	SLEEVE DIA.
1"	2"
1-1/4"	2"
1-1/2"	2-1/2"
2"	4"
2-1/2"	4"
3"	6"
4"	6"
6"	8"
8"	10"



HANGER SPACING CHART

TABLE 9.2.2.1 MAXIMUM DISTANCE BETWEEN HANGERS (FT-IN.)

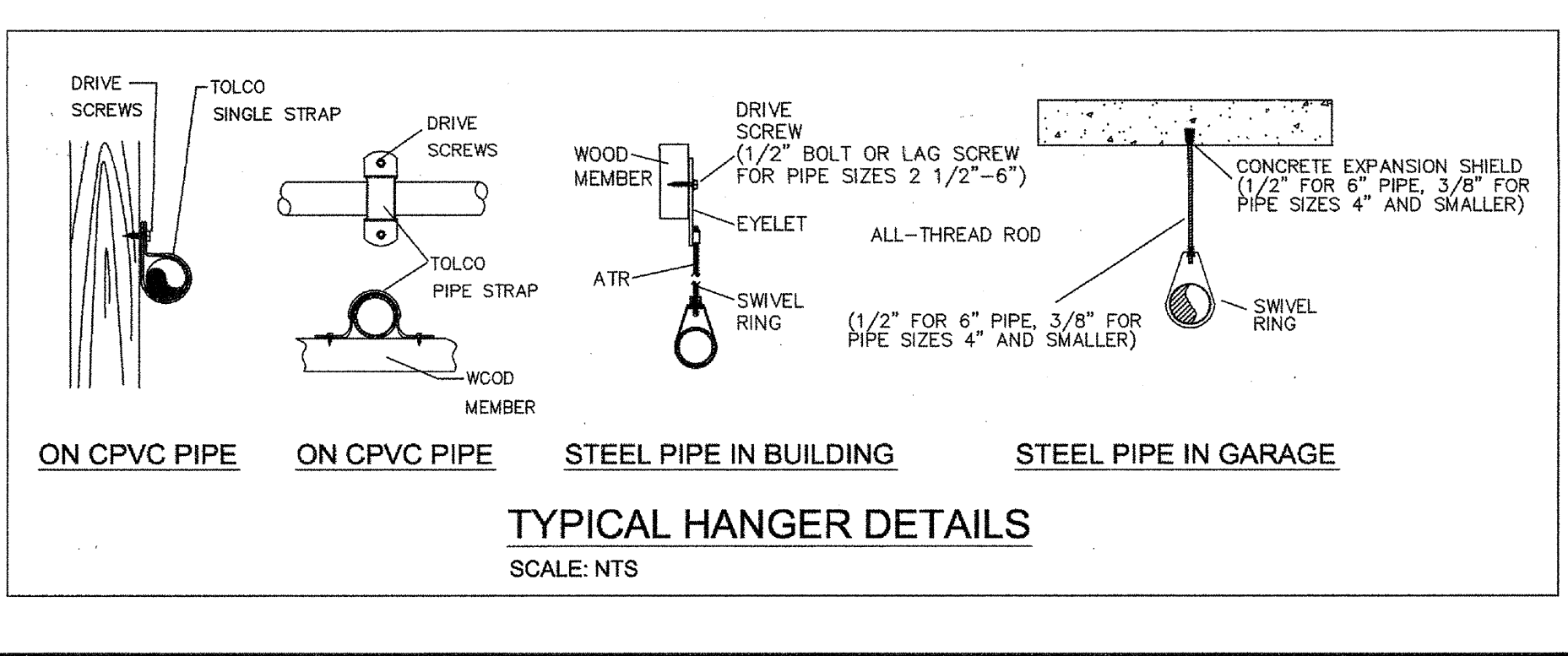
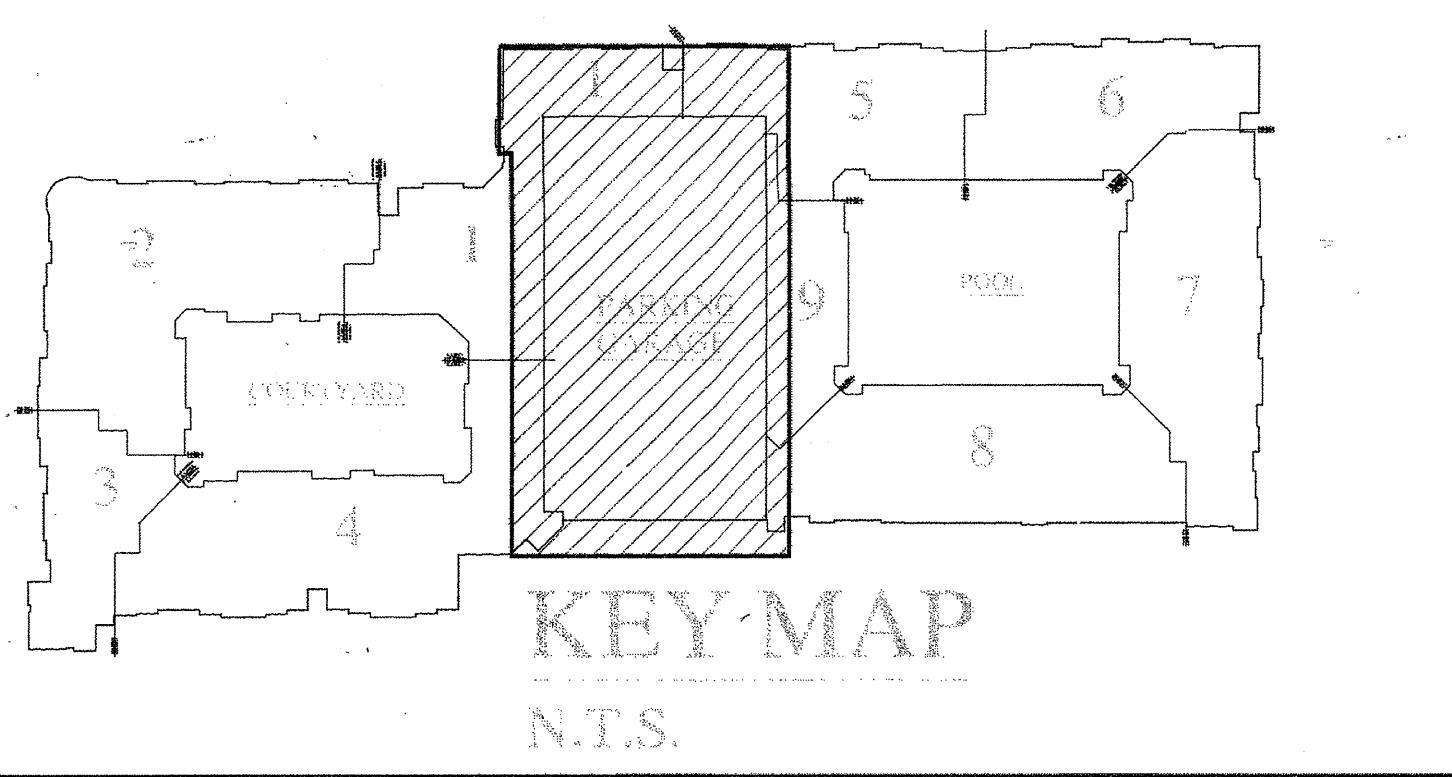
PIPE SIZE (IN.)	3/4	1	1-1/4	1-1/2	2	2-1/2	3	4	6
STEEL PIPE	N/A	12-0	12-0	15-0	15-0	15-0	15-0	15-0	15-0
THREADED LIGHTWALL	N/A	12-0	12-0	12-0	12-0	12-0	12-0	N/A	N/A
COPPER	8-0	8-0	10-0	10-0	12-0	12-0	12-0	15-0	15-0
CPVC	5-6	6-0	6-6	7-0	8-0	9-0	10-0	N/A	N/A

FIGURE A.9.2.3.4 DISTANCE FROM SPRINKLER TO HANGER

NOTE: THESE PRESSURES EXCEED 100 PSI FOR THE UNSUPPORTED LENGTH BETWEEN THE END SPRINKLER IN A PENDENT POSITION OR END HANGER AND THE LAST HANGER OR THE BRANCH LINE SHALL NOT BE GREATER THAN 12 FEET FOR STEEL PIPE.

TABLE 9.1.2.1 HANGER ROD SIZES

PIPE SIZE	DIAM. OF ROD	PIPE SIZE	DIAM. OF ROD
UP TO AND INCLUDING 4"	3/8"	6 AND 8	1/2"



- LEGEND:**
- SYSTEM RISER
 - 4" X 2 1/2" X 2 1/2" F.D.C.
 - VERTICAL PIPE (UP or DN)
 - HYDRAULIC NODE POINT
 - REMOTE AREA OUTLINE
 - 2 1/2" HOSE VALVE
 - BUTTERFLY VALVE
 - HANGERS (SIZE VARIES)
 - CEILING ELEVATION
 - C PIPE ELEVATION

- GENERAL NOTES:**
- Ranger Fire's work shall consist of all necessary labor and material to design and install new automatic fire sprinkler systems in the referenced (9) Apartment Buildings and attached Parking Garage.
 - Ranger Fire excludes all electrical and ceiling work.
 - All design and installation shall conform to NFPA 13, 13R, 14, 20, and the City of Addison requirements.
 - All material to be UL/FM approved for fire services.
 - All new plastic piping shall be Schedule 40 CPVC with CPVC plastic fittings (u.o.n.). All steel piping shall be Black Sch. 10 with grooved fittings for the mains and Black Sch. 40 with threaded fittings for the branchlines.
 - Owner or tenant is responsible for maintaining adequate heat to prevent the system from freezing (Min. 40 degrees F.).
 - Sprinkler equipment room and equipment components shall be properly identified.
 - Install signage on sprinkler equipment room door stating "Sprinkler Valve Room" in at least 4 inches in height.
 - All hangers shall be in accordance with NFPA 13 requirements.
 - All systems shall be tested at 200 psi for 2 hours and witnessed by a representative of the Addison Fire Department. Any leaks shall be repaired.
 - The system has been hydraulically calculated per NFPA 13, 13R, 14, & 20 requirements.
 - Install Black steel piping in Parking Garage.

RESIDENTIAL BUILDING INFO

OCCUPANCY: R 2 / A-3
 GROSS BLDG AREA: 424,139 S.F.
 TYPE OF CONSTRUCTION: V-A

GARAGE BUILDING INFO

OCCUPANCY: S-2
 GROSS BLDG AREA: 181,834 S.F.
 TYPE OF CONSTRUCTION: 2-B

I have reviewed these plans and certify that they comply with the adopted NFPA standards.

Ranger Fire, Inc.
 1000 South Main Street
 Suite 150
 Grapevine, Texas 76051
 Phone: 817-410-9070
 SCR-0590

RME SIGNATURE: *[Signature]*
 PRINTED RME NAME: **Matthew B. Claxton**
 RME NUMBER: 0778 DATE: 7-31-13

AS-BUILT SUBMITTAL OTHER

AS-BUILT

5th Floor Garage
 PLAN NORTH
INSTALLATION PLAN
 Scale 1/8" = 1'-0"

RANGER FIRE, INC.
 920 SOUTH MAIN STREET
 SUITE 200
 GRAPEVINE, TEXAS 76051
 PHONE: 817-410-9070
 TEXAS LICENSE: 6990

AS-BUILT SUBMITTAL OTHER

CONFIDENTIALITY STATEMENT
 The information contained herein is the property of Ranger Fire, Inc. and is confidential. It is to be used only for the project for which it was prepared. It is not to be distributed, copied, or otherwise used for any other project without the written consent of Ranger Fire, Inc. If you are not an intended recipient, you should not disseminate, distribute or take any action in reliance on the information herein. If you have received this information in error, please notify the sender immediately by e-mail at info@rangerfire.com or by phone at 817-410-9070.

GENERAL CONTRACTOR:
 RFI NO. - 1000 SHELBY LID STE 100
 - SAN ANTONIO, TX
OWNER:
 - DORRREY PARTNERS LTD.
 - SAN ANTONIO, TX

DATE: 04-01-12
REVISIONS:

CONTRACT NAME: KELLER SPRINGS LOFTS
CONTRACT #: 11-055
DESCRIPTION: 1st FLOOR

SCALE: 1/8" = 1'-0"
DRAWN BY: C. ALEXANDER
CHECKED BY:
DATE: 04-01-12
DATE: 04-01-12
DATE: 04-01-12

TOTAL FOR THIS SHEET: 35
DATE: 04-01-12