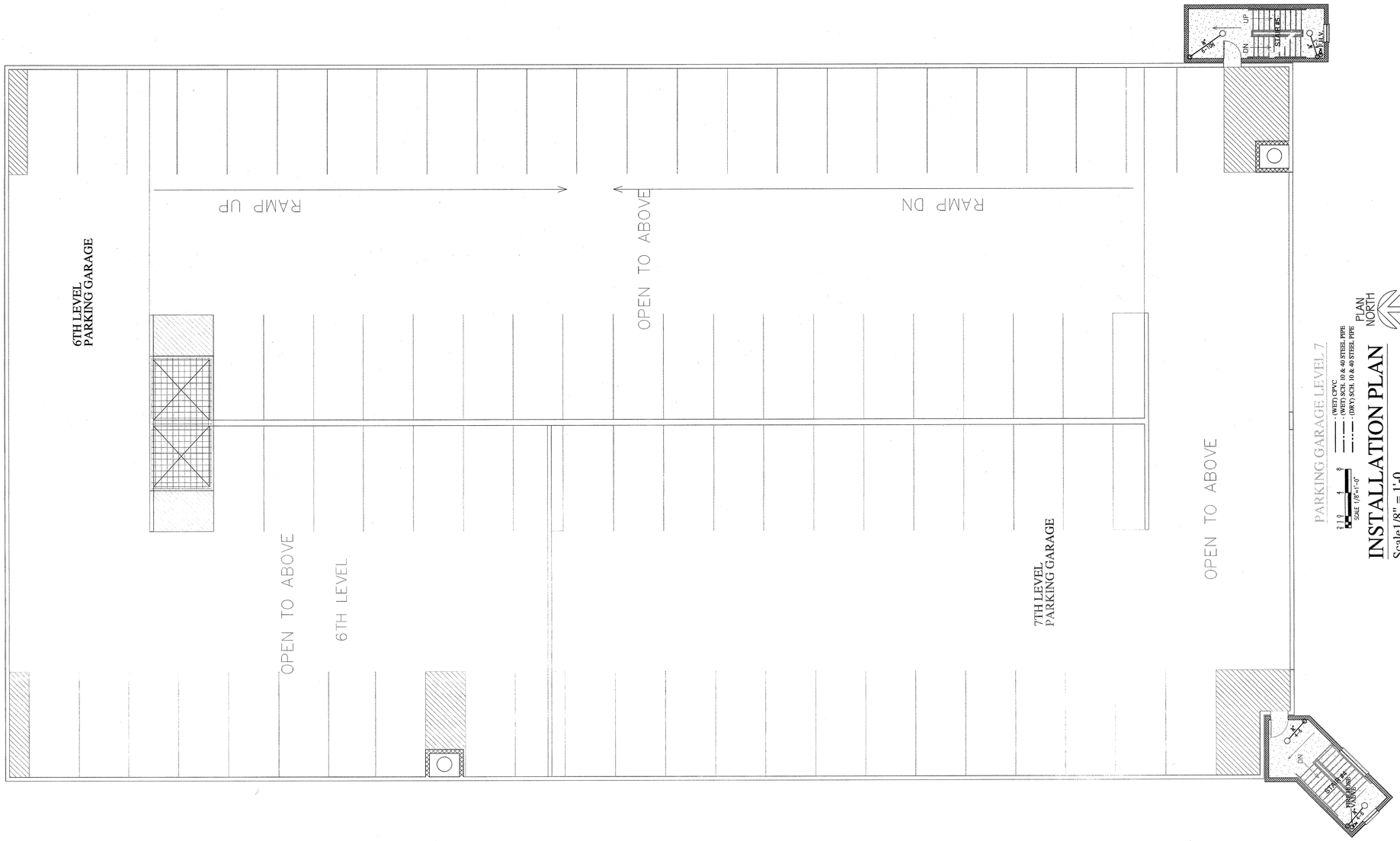

PARKING GARAGE LEVEL 7

2 1/0 4 8
SCALE 1/8"=1'-0"

: (WET) CPVC
: (DRY) SCH. 10 & 40 STEEL PIPE
: (DRY) SCH. 10 & 40 STEEL PIPE

PLAN NORTH

INSTALLATION PLAN

Scale1/8" = 1'-0

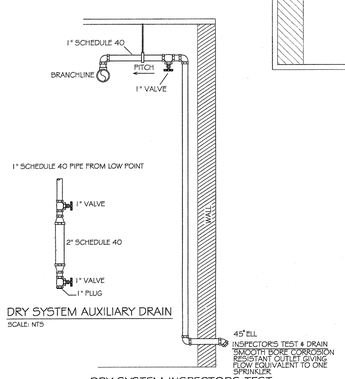

DRY SYSTEM AUXILIARY DRAIN
SCALE: NTS

DRY SYSTEM INSPECTORS TEST
SCALE: NTS

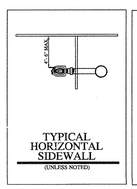

TYPICAL HORIZONTAL SIDEWALL
(UNLESS NOTED)



TYPICAL UPRIGHT
(UNLESS NOTED)

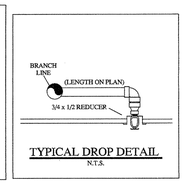

TYPICAL DROP DETAIL
N.T.S.

SLEEVE SCHEDULE

PIPE SIZE	SLEEVE DIA.
1"	2"
1-1/4"	2"
1-1/2"	2-1/2"
2"	3"
2-1/2"	4"
3"	5"
4"	5"
5"	6"
6"	8"
8"	10"

GENERAL NOTES:

1. Ranger Fire's work shall consist of all necessary labor and material to design and install new automatic fire sprinkler systems in the referenced (9) Apartment Buildings and attached Parking Garage.
2. Ranger Fire excludes all eiectrical and ceiling work.
3. All design and installation shall conform to NFPA 13, 13R, 14, 20, & and the City of Addison requirements.
4. All material to be UL/FM approved for fire services.
5. All new plastic piping shall be Schedule 40 CPVC with CPVC plastic fittings (u.o.n.). All steel piping shall be Black Sch. 10 with grooved fittings for the mains and Black Sch. 40 with threaded fittings for the branchlines.
6. Owner or tenant is responsible for maintaining adequate heat to prevent the system from freezing (Min. 40 degrees F.).
7. Sprinkler equipment room and equipment components shall be properly identified.
8. Install signage on sprinkler equipment room door stating "Sprinkler Valve Room" in at at least 4 inches in height.
9. All hangers shall be in accordance with NFPA 13 requirements.
10. All systems shall be tested at 200 psi for 2 hours and witnessed by a representative of the Addison Fire Department. Any leaks shall be repaired.
11. The system has been hydraulically calculated per NFPA 13, 13R, 14, & 20 requirements.
12. Install Black steel piping in Parking Garage.

RESIDENTIAL BUILDING INFO

OCCUPANCY: R-2 / A-3
GROSS BLDG AREA: 424,139 S.F.
TYPE OF CONSTRUCTION: V-A

GARAGE BUILDING INFO

OCCUPANCY: S-2
GROSS BLDG AREA: 181,834 S.F.
TYPE OF CONSTRUCTION: 2-B

HANGER SPACING CHART

TABLE 9.2.2.1 MAXIMUM DISTANCE BETWEEN HANGERS (FT-IN.)

PIPE SIZE (IN)	3/4	1	1-1/4	1-1/2	2	2-1/2	3	4	6
STEEL PIPE	N/A	12-0	12-0	15-0	15-0	15-0	15-0	15-0	15-0
THREADED LIGHTWALL	N/A	12-0	12-0	12-0	12-0	12-0	12-0	N/A	N/A
COPPER	8-0	8-0	10-0	10-0	12-0	12-0	12-0	15-0	15-0
CPVC	5-6	6-0	6-6	7-0	8-0	9-0	10-0	N/A	N/A

FIGURE A.9.2.3.4 DISTANCE FROM SPRINKLER TO HANGER

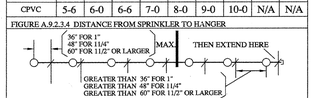

NOTE: WHERE PRESSURES EXCEED 100 PSI THE UNSUPPORTED LENGTH BETWEEN THE END SPRINKLER IN A PENDENT POSITION OR DROP NIPPLE AND THE LAST HANGER ON THE BRANCH LINE SHALL NOT BE GREATER THAN 12 INCHES FOR STEEL PIPE.

TABLE 9.1.2.1 HANGER ROD SIZES

PIPE SIZE	DIAM. OF ROD	PIPE SIZE	DIAM. OF ROD
UP TO AND INCLUDING 4"	3/8"	6 AND 8	1/2"

LEGEND:

- SYSTEM RISER
- 4" X 2 1/2" X 2 1/2" F.D.C.
- VERTICAL PIPE (UP or DN)
- (REF) HYDRAULIC NODE POINT
- REMOTE AREA OUTLINE
- 2 1/2" HOSE VALVE
- BUTTERFLY VALVE
- HANGERS (SIZE VARIES)
- (19'-0") CEILING ELEVATION
- [20'-9] ℄ PIPE ELEVATION

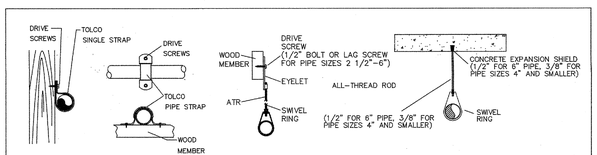

ON CPVC PIPE | ON CPVC PIPE | STEEL PIPE IN BUILDING | STEEL PIPE IN GARAGE

TYPICAL HANGER DETAILS
SCALE: NTS

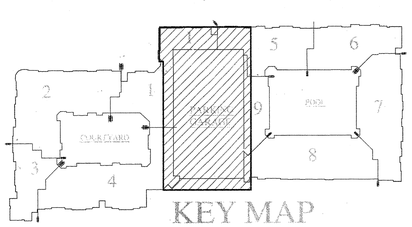

KEY MAP
N.T.S.

AS-BUILT

I have reviewed these plans and certify that they comply with the adopted NFPA standards.

Ranger Fire, Inc.
1000 South Main Street
Suite 150
Grapevine, Texas 76051
Phone: 817-410-9070
SCR- 0590

RME SIGNATURE:
PRINTED RME NAME: Matthew B. Claxton
RME NUMBER: 0778 DATE: 7-31-13

☒ **AS-BUILT** ☐ **SUBMITTAL** ☐ **OTHER**

RANGER FIRE, INC.
920 SOUTH MAIN STREET
SUITE 200
GRAPEVINE, TEXAS 76051
PHONE: 817-410-9070
TEXAS LICENSE: 0590

☐ AS-BUILT ☐ SUBMITTAL ☐ OTHER

CONFIDENTIALITY STATEMENT

The information contained in this document is considered the property of Ranger Fire and is loaned upon the express understanding that it will be used only for the purpose for which it is intended. All information herein will be treated as confidential. No reproduction or disclosure of any information shall be made without the original written consent of Ranger Fire's Management.

REV #	REVISIONS:	DATE	BY

GENERAL CONTRACTOR:
- EMBREY PARTNERS LTD
- 1000 NE LOOP 410, STE 700
- SAN ANTONIO, TX
- 210-824-6044

OWNER:
- EMBREY PARTNERS LTD
- 1000 NE LOOP 410, STE 700
- SAN ANTONIO, TX
- 210-824-6044

QTY BLDG.	SYM	MAKE	MODEL	SIN	K	ORIFICE	TEMP	FINISH	ESCUTCHEON
TOTAL FOR THIS SHEET:									

RANGER FIRE

KELLER SPRINGS LOFTS
4800 KELLER SPRINGS PKWY
ADDISON, TEXAS 75001

CONTRACT NAME:

DESCRIPTION: LEVEL 7 PARKING GARAGE

CONTRACT # 11-055

SCALE: 1/8" = 1'-0"
DRAWN BY: C. ALEXANDER
CHECKED BY:
DATE: 04-01-12
DWG #: FP-28 OF 30