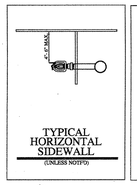

TYPICAL HORIZONTAL SIDEWALL
(UNLESS NOTED)



TYPICAL UPRIGHT
(UNLESS NOTED)

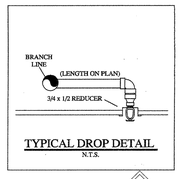

TYPICAL DROP DETAIL
N.T.S.

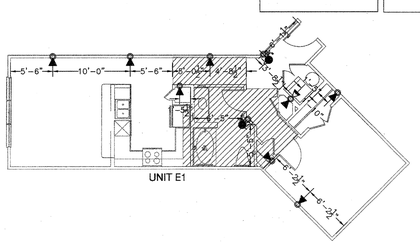

UNIT E1

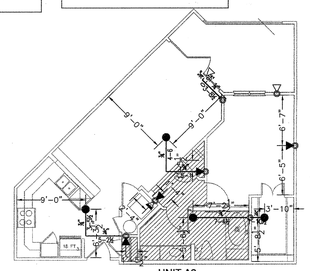

UNIT A2

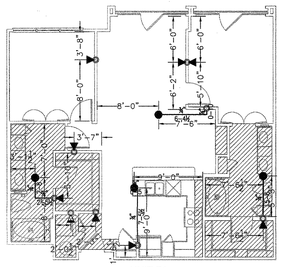

UNIT B1

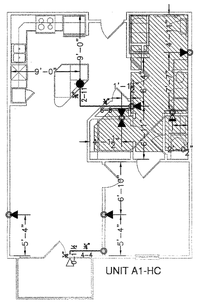

UNIT A1-HC

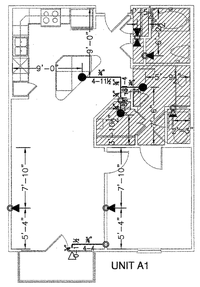

UNIT A1

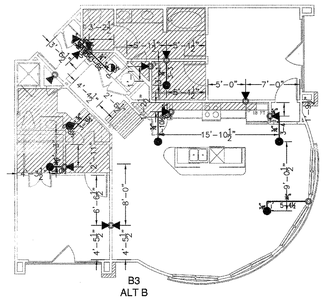

B3
ALT B

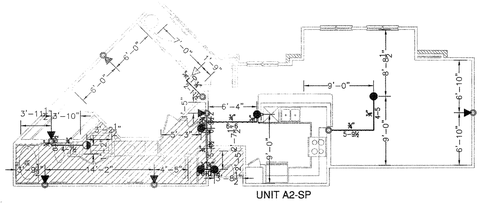

UNIT A2-SP

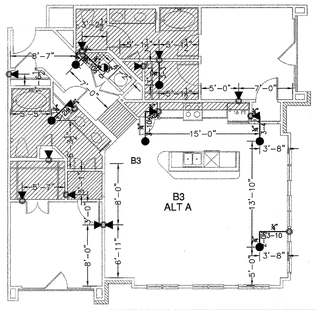

B3
B3
ALT A

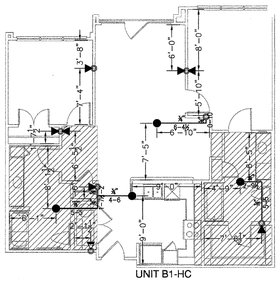

UNIT B1-HC

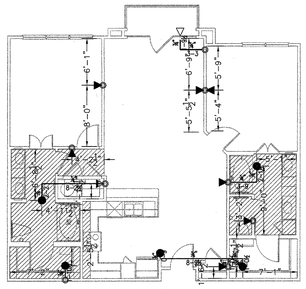

UNIT B2

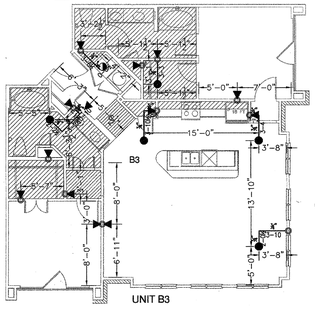

B3

UNIT B3

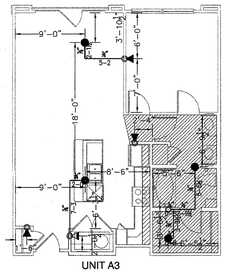

UNIT A3

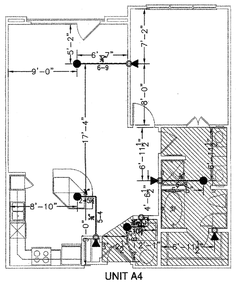

UNIT A4

UNIT DETAILS

- 14" FURR DOWN

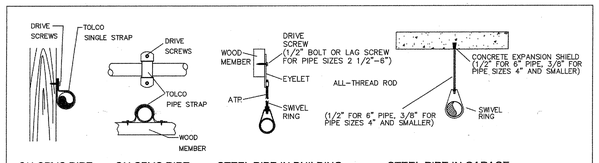

ON CPVC PIPE | ON CPVC PIPE | STEEL PIPE IN BUILDING | STEEL PIPE IN GARAGE

TYPICAL HANGER DETAILS
SCALE: NTS

LEGEND:

- SYSTEM RISER
- 4" X 2 1/2" X 2 1/2" F.D.C.
- VERTICAL PIPE (UP or DN)
- REF — HYDRAULIC NODE POINT
- REMOTE AREA OUTLINE
- 2 1/2" HOSE VALVE
- BUTTERFLY VALVE
- HANGERS (SIZE VARIES)
- 19'-0" — CEILING ELEVATION
- 20'-9 — ℄ PIPE ELEVATION

GENERAL NOTES:

1. Ranger Fire's work shall consist of all necessary labor and material to design and install new automatic fire sprinkler systems in the referenced (9) Apartment Buildings and attached Parking Garage.
2. Ranger Fire excludes all electrical and ceiling work.
3. All design and installation shall conform to NFPA 13, 13R, 14, 20, & and the City of Addison requirements.
4. All material to be UL/FM approved for fire services.
5. All new plastic piping shall be Schedule 40 CPVC with CPVC plastic fittings (u.o.n.). All steel piping shall be Black Sch. 10 with grooved fittings for the mains and Black Sch. 40 with threaded fittings for the branchlines.
6. Owner or tenant is responsible for maintaining adequate heat to prevent the system from freezing (Min. 40 degrees F.).
7. Sprinkler equipment room and equipment components shall be properly identified.
8. Install signage on sprinkler equipment room door stating "Sprinkler Valve Room" in at at least 4 inches in height.
9. All hangers shall be in accordance with NFPA 13 requirements.
10. All systems shall be tested at 200 psi for 2 hours and witnessed by a representative of the Addison Fire Department. Any leaks shall be repaired.
11. The system has been hydraulically calculated per NFPA 13, 13R, 14, & 20 requirements.
12. Install Black steel piping in Parking Garage.

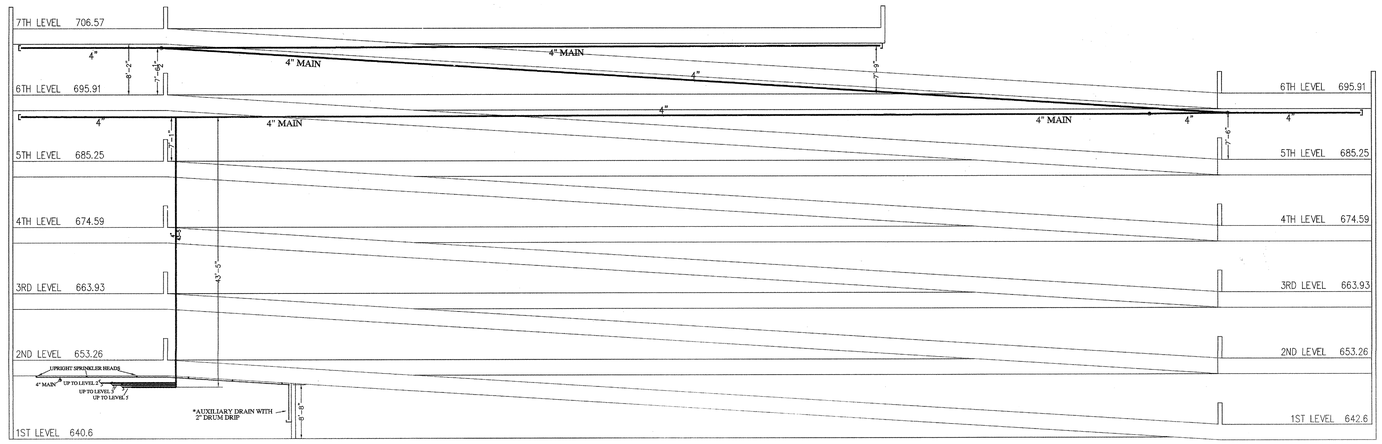

PARKING GARAGE
N.T.S.

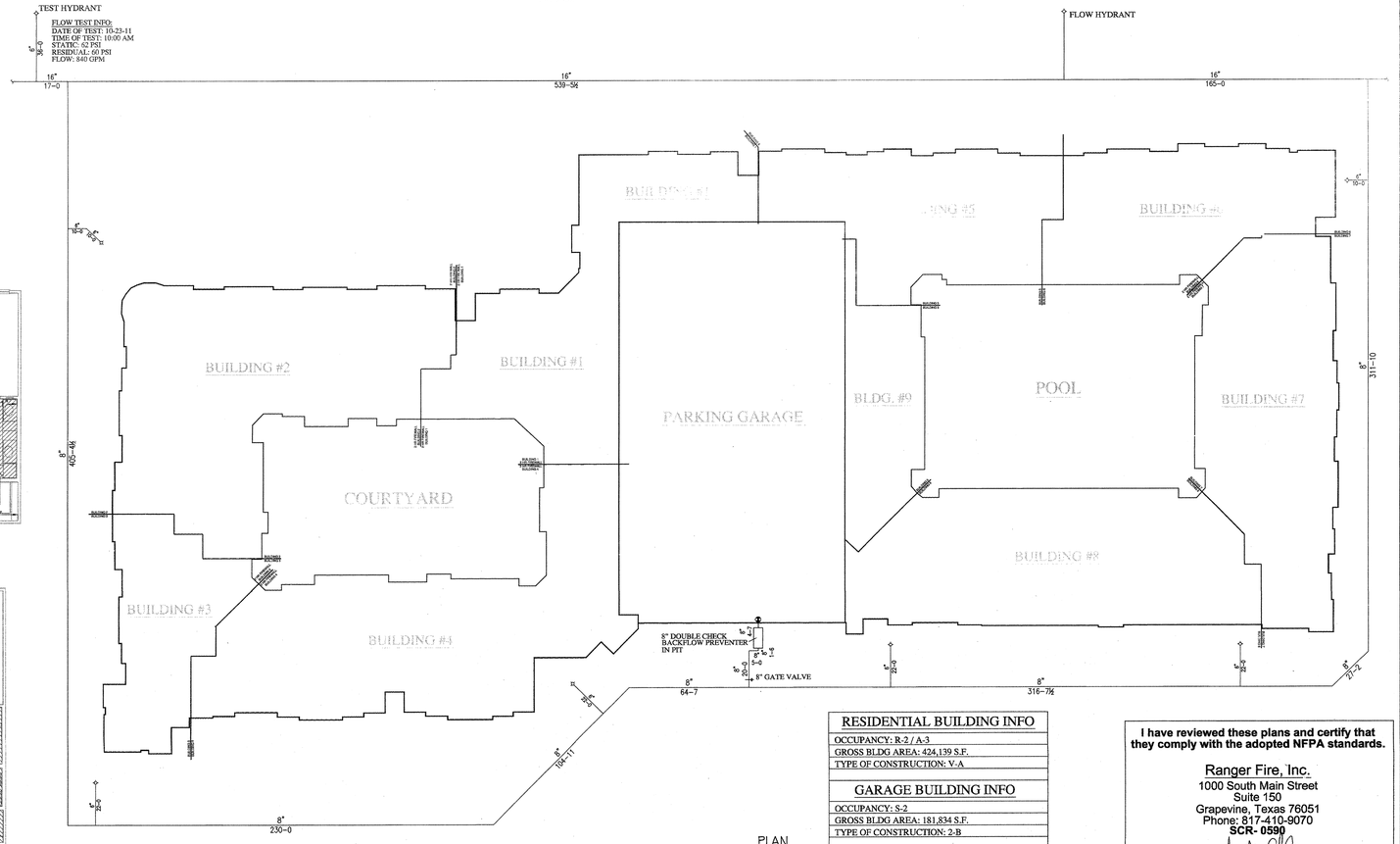

*SITE PLAN FOR CALCULATION PURPOSES ONLY

SITE PLAN
N.T.S.

PLAN NORTH

RESIDENTIAL BUILDING INFO
OCCUPANCY: R-2 / A-3
GROSS BLDG AREA: 424,139 S.F.
TYPE OF CONSTRUCTION: V-A

GARAGE BUILDING INFO
OCCUPANCY: S-2
GROSS BLDG AREA: 181,834 S.F.
TYPE OF CONSTRUCTION: 2-B

I have reviewed these plans and certify that they comply with the adopted NFPA standards.

Ranger Fire, Inc.
1000 South Main Street
Suite 150
Grapevine, Texas 76051
Phone: 817-410-9070
SCR- 0590

RME SIGNATURE:
PRINTED RME NAME: Matthew B. Claxton
RME NUMBER: 0778 DATE: 2-21-13

☒ AS-BUILT ☐ SUBMITTAL ☐ OTHER

AS-BUILT

RANGER FIRE, INC.
920 SOUTH MAIN STREET
SUITE 200
GRAPEVINE, TEXAS 76051
PHONE: 817-410-9070
TEXAS LICENSE: 0590

☐ AS-BUILT ☐ SUBMITTAL ☐ OTHER

CONFIDENTIALITY STATEMENT
This drawing, and the information and designs contained, is the property of Ranger Fire and is loaned upon the express understanding that it will be returned upon request. All information herein shall be treated as confidential. No reproduction or disclosure to other parties may be made without the explicit written consent of Ranger Fire's Management.

REV #	REVISIONS:	DATE	BY

SYM	MARK	MODEL	SIZE	K	ORIFICE	TEMP	FINISH	QTY PER LOCK
SPRINKLERS								
							UPRIGHT/CHROM	

GENERAL CONTRACTOR:
GENERAL PARTNERS LTD
OWNER:
- 1020 NE LOOP 410 STE 700
- SAN ANTONIO, TX
- 210-824-6044
OWNER:
GENERAL PARTNERS LTD
- 1020 NE LOOP 410 STE 700
- SAN ANTONIO, TX
- 210-824-6044

TOTAL# FOR THIS SHEET:

RANGER FIRE

KELLER SPRINGS LOFTS
4800 KELLER SPRINGS PKWY
ADDISON, TEXAS 75001

CONTRACT NAME:

DESCRIPTION: SITE PLAN / UNIT DETAILS / SECTIONS

CONTRACT # 11-055

SCALE:	1/8" = 1'-0"
DRAWN BY:	C. ALEXANDER
CHECKED BY:	
DATE:	04-01-12
DWG #	FP 29 OF 30