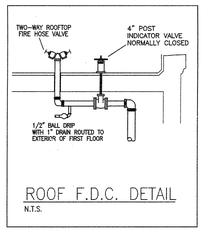

ROOF F.D.C. DETAIL
N.T.S.

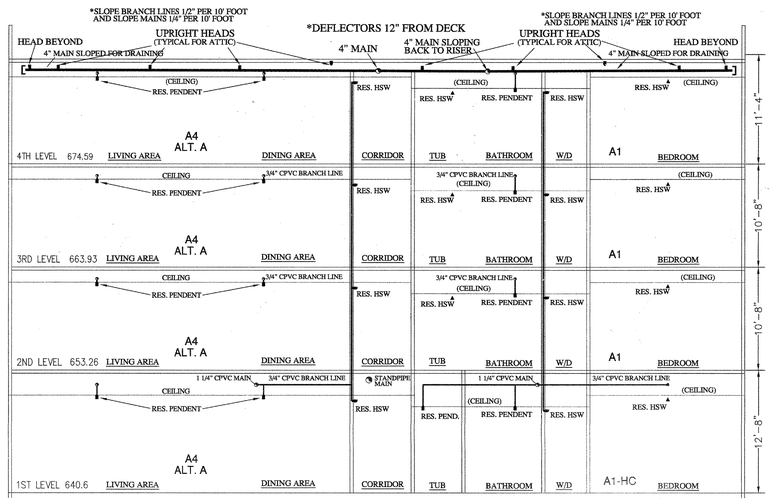

WEST WING BLDG. SECTION
N.T.S.

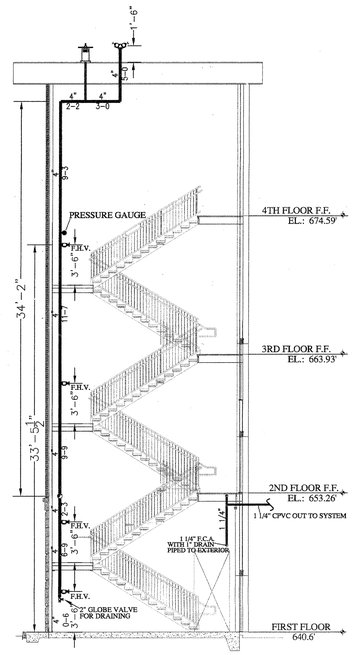

STAIR #2 SECTION
N.T.S.

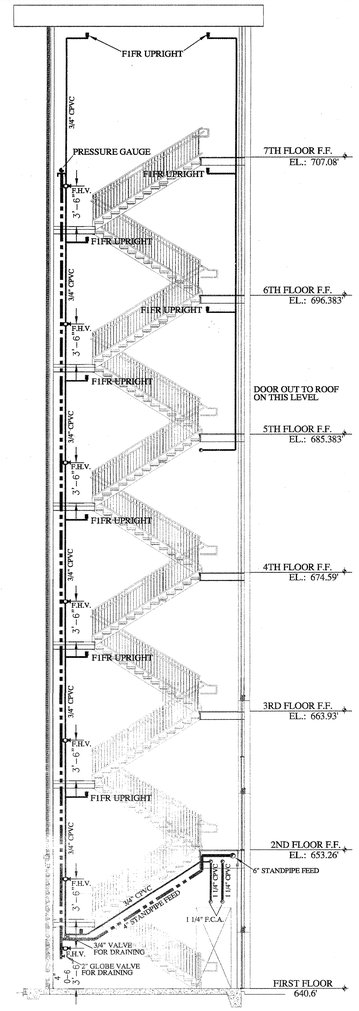

STAIR #5 SECTION
N.T.S.

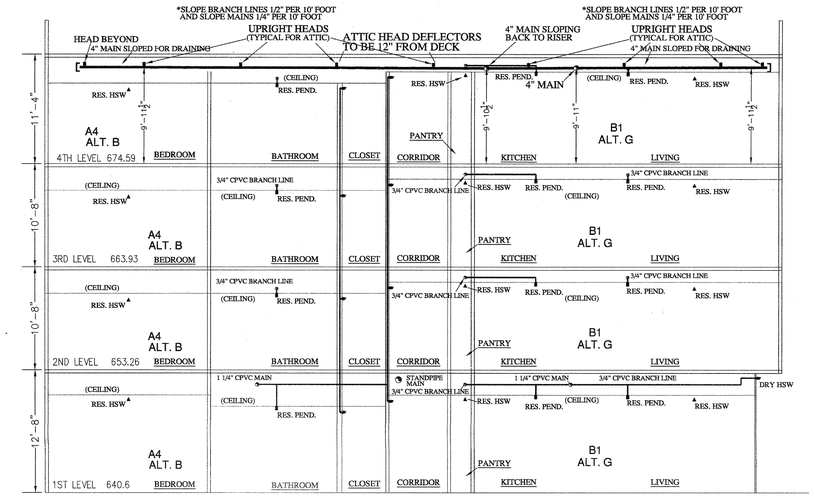

WEST WING BLDG. SECTION
N.T.S.

FIRE PUMP / RISER LEGEND

1. 4" FIRELOCK ELLS
2. AIR COMPRESSORS
3. 4" DRY PIPE VALVES
4. 4" NIBCO BUTTERFLY VALVE STYLE GD-4765-4/8 (8 REQ.)
5. FIRE PUMP A-C MODEL F-S 1000 GPM @ 50 PSI
   50 HP 3 PHASE 60 HZ 460 VOLTS 1770 RPM
6. 6" CHECK VALVE RELIABLE MODEL G (2 REQ.)
7. 6" BUTTERFLY VALVE NIBCO GD-4765-4/8 (6 REQ.)
8. 6" TEE FIRELOCK (3 REQ.)
9. 6" 90 ELL FIRELOCK (5 REQ.)
10. 8" FIRELOCK ELLS (5 REQ.)
11. 8" FIRELOCK TEE
12. 6" FLOW METER
13. 8" OS&Y GATE VALVE
14. JOCKEY PUMP
15. 6" PIPE STANDS (3 REQ.)
16. 4" PIPE STANDS (2 REQ.)
17. 8" FLANGED SPIGOT
18. 6" FLOW SWITCH
19. NOT USED
20. NOT USED
21. NOT USED
22. SPARE HEAD BOX RELIABLE MODEL A4-12 (2 REQ.)

DESCRIPTION	ORIF.	TEMP.	K-FACT.	FINISH	AMOUNT
RELIABLE F1 RES PEND	1/2	155	4.9	WHITE	8
RELIABLE F1 RES HSW	1/2	155	4.9	WHITE	8
RELIABLE F1FR UPRIGHT	1/2	200	5.6	BRASS	4
RELIABLE F1 RES HSW	1/2	175	4.9	WHITE	4

HEAD WRENCH RELIABLE MODEL H & D

23. NOT USED
24. 4 WAY FIRE PUMP TEST HEADER
    4 -2½" BRASS NRS HOSE GATE VALVE (NPT INLET x MALE HOSE THREAD OUT)
    4 -2½x0-3 GALVANIZED THREADED NIPPLE
    4 -2½" BRASS CAP & CHAIN
    1 SIGN TO READ "PUMP TEST CONNECTION"
    1 4" WALL PLATE W/ ESCUTCHEON
25. 1¼" GATE VALVE NIBCO T-104-0 (2 REQ.)
26. 1¼" CHECK VALVE NIBCO KT-403-W
27. 1/4" GATE VALVE NIBCO T-104-0 (8 REQ.)
28. 1/4" CHECK VALVE NIBCO KT-403-W
    3/32" ORIFICE IN CLAPER (3 REQ.)
29. 1¼x1¼x½ TEE
30. FIRE PUMP CONTROLLER EATON TYPE FD30
31. JOCKEY PUMP A-C 19V (e-9V)
    1 HP 3550 RPM
32. JOCKEY PUMP CONTROLLER EATON TYPE NEMA
33. PRESSURE GAUGE RELIABLE MODEL UA (4 REQ.)
34. SUCTION SIDE PRESSURE GAUGE
35. DISCHARGE SIDE PRESSURE GAUGE

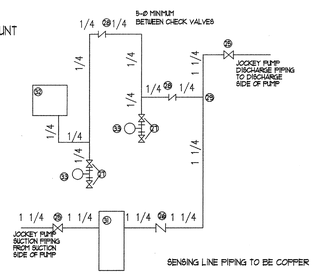

JOCKEY PUMP DETAIL
NTS

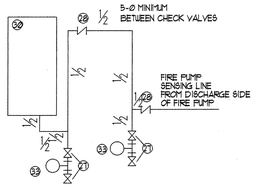

PUMP CONTROLLER DETAIL
NTS

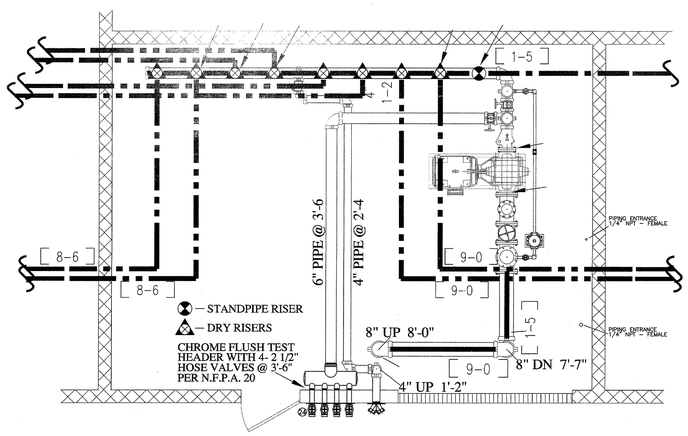

FIRE PUMP ROOM PLAN VIEW
SCALE: NTS

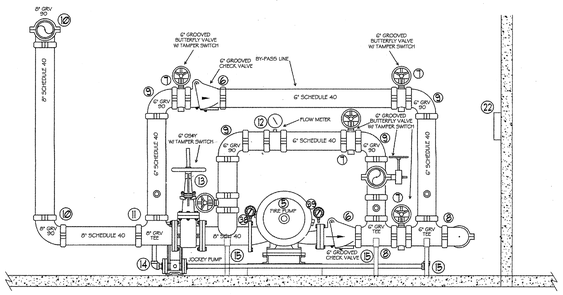

FIRE PUMP ROOM CROSS SECTION
SCALE: NTS

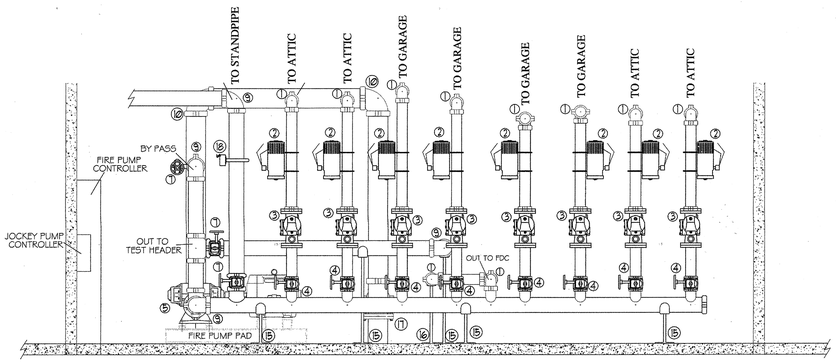

WET AND DRY RISERS CROSS SECTION
SCALE: NTS

GENERAL NOTES:

1. Ranger Fire's work shall consist of all necessary labor and material to design and install new automatic fire sprinkler systems in the referenced (9) Apartment Buildings and attached Parking Garage.
2. Ranger Fire excludes all electrical and ceiling work.
3. All design and installation shall conform to NFPA 13, 13R, 14, 20, & and the City of Addison requirements.
4. All material to be UL/FM approved for fire services.
5. All new plastic piping shall be Schedule 40 CPVC with CPVC plastic fittings (u.o.n.). All steel piping shall be Black Sch. 10 with grooved fittings for the mains and Black Sch. 40 with threaded fittings for the branchlines.
6. Owner or tenant is responsible for maintaining adequate heat to prevent the system from freezing (Min. 40 degrees F.).
7. Sprinkler equipment room and equipment components shall be properly identified.
8. Install signage on sprinkler equipment room door stating "Sprinkler Valve Room" in at least 4 inches in height.
9. All hangers shall be in accordance with NFPA 13 requirements.
10. All systems shall be tested at 200 psi for 2 hours and witnessed by a representative of the Addison Fire Department. Any leaks shall be repaired.
11. The system has been hydraulically calculated per NFPA 13, 13R, 14, & 20 requirements.
12. Install Black steel piping in Parking Garage.

RESIDENTIAL BUILDING INFO
OCCUPANCY: R-2 / A-3
GROSS BLDG AREA: 424,139 S.F.
TYPE OF CONSTRUCTION: V-A

GARAGE BUILDING INFO
OCCUPANCY: S-2
GROSS BLDG AREA: 181,834 S.F.
TYPE OF CONSTRUCTION: 2-B

I have reviewed these plans and certify that they comply with the adopted NFPA standards.

Ranger Fire, Inc.
1000 South Main Street
Suite 150
Grapevine, Texas 76051
Phone: 817-410-9070
SCR- 0590

RME SIGNATURE:
PRINTED RME NAME: Matthew B. Claxton
RME NUMBER: 0778 DATE: 7-31-13
☐ AS-BUILT ☐ SUBMITTAL ☐ OTHER

AS-BUILT

RANGER FIRE, INC.
920 SOUTH MAIN STREET
SUITE 200
GRAPEVINE, TEXAS 76051
PHONE: 817-410-9070
TEXAS LICENSE: 0590

☐ AS-BUILT ☐ SUBMITTAL ☐ OTHER

CONFIDENTIALITY STATEMENT
This drawing and all information herein contained is the property of Ranger Fire and is protected by copyright laws. Any reproduction, copy or distribution hereof, and the information contained herein, shall be limited as specified in the agreement between Ranger Fire and the recipient or with the express written consent of Ranger Fire's Management.

REV #	REVISIONS:	DATE	BY

SYM	MARK	MODEL	SIZE	K	COVERAGE	TEMP	FINISH	ESCUTCHEON	QTY PER BLDG.

SPRINKLERS

NOT VALID FOR THIS SHEET

RANGER FIRE

GENERAL CONTRACTOR:
CITY WIDE GROUP, LLC
• 1003 NE LOOP 410 STE 700
• SAN ANTONIO, TX
• 210-824-6044

OWNER:
• EMBREE PARTNERS LTD
• 1003 NE LOOP 410 STE 700
• SAN ANTONIO, TX
• 210-824-6044

CONTRACT NAME:
KELLER SPRINGS LOFTS
4800 KELLER SPRINGS PKWY
ADDISON, TEXAS 75001

DESCRIPTION: SECTIONS & DETAILS

CONTRACT # 11-055

SCALE:	1/8" = 1'-0"
DRAWN BY:	C. ALEXANDER
CHECKED BY:	
DATE:	04-01-12
DWG #	FP 30 OF 30