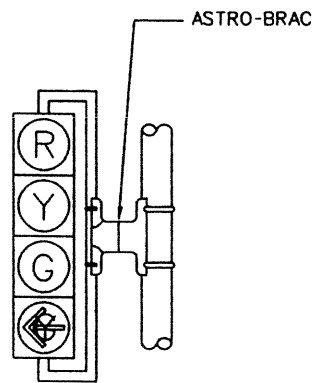
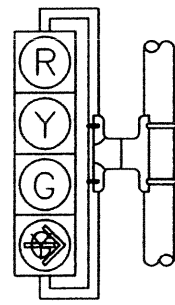


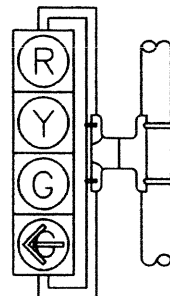
V3



V4LT(F)

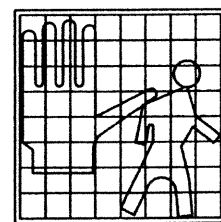


V4RT(F)

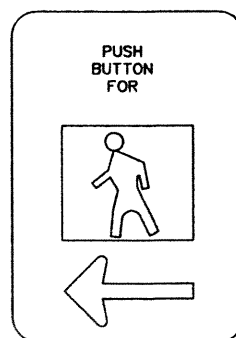


V4LT

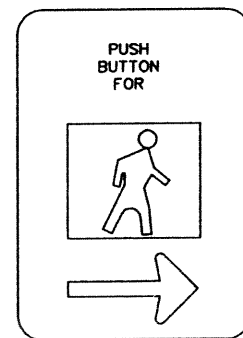
FIBEROPTIC ARROWS



PEDESTRIAN SIGNAL HEAD

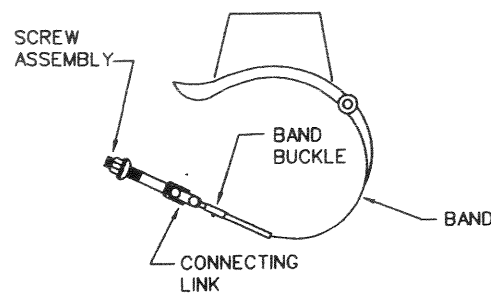


SIGN R10-4bL
9" x 12"



SIGN R10-4bR
9" x 12"

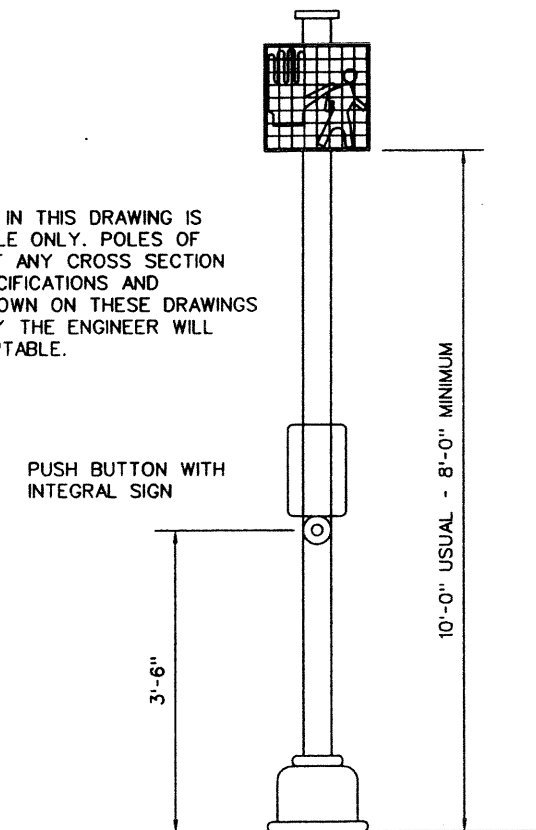
PEDESTRIAN PUSH BUTTON SIGN DETAILS



ASTRO BRAC

NOTE :

THE POLE SHOWN IN THIS DRAWING IS SHOWN AS EXAMPLE ONLY. POLES OF SIMILAR DESIGN OF ANY CROSS SECTION AND MEETING SPECIFICATIONS AND REQUIREMENTS SHOWN ON THESE DRAWINGS AND APPROVED BY THE ENGINEER WILL BE DEEMED ACCEPTABLE.



POST DETAIL

NOTES :

1. ALL SIGNAL HEAD LENSES SHALL BE 12" IN DIAMETER.
2. VEHICLE AND PEDESTRIAN SIGNAL HEADS SHALL BE MOUNTED WITH "ASTRO BRACS" AND APPROPRIATE TUBING, PAINTED BLACK. ALL SIGNALS TO BE BLACK, ALL LENSES TO BE POLYCARBONATE.
3. ALL VISORS SHALL BE TUNNEL VISORS.
4. ALL POLE MOUNTED VEHICLE AND PEDESTRIAN SIGNAL HEADS SHALL BE INSTALLED ON THE AWAY-FROM-TRAFFIC SIDE OF THE PEDESTAL OR MAST ARM POLE.
5. ALL SIGNAL HEADS WILL BE PROVIDED WITH BLACK 5" POLYCARBONATE VACUUM FORMED BACKPLATES.
6. ALL WIRING FOR VEHICLE AND PEDESTRIAN SIGNALS SHALL BE TOTALLY ENCLOSED WITHIN THE SIGNAL MOUNTING HARDWARE.
7. ALL MAST ARM AND POLE MOUNTED SIGNS SHALL BE MOUNTED WITH ASTRO SIGN-BRAC OR SIGNFIX ALUMINUM CHANNEL.
8. ALL PEDESTRIAN SIGNAL HEADS AND PUSH BUTTON SIGNS SHALL DISPLAY THE SYMBOLIZED MESSAGES SHOWN ON THIS SHEET (A.D.A. APPROVED).
9. SYMBOLIZED MESSAGE HEIGHT SHALL BE 10 INCHES MINIMUM.
10. PROVIDE DURO TEST 135 WATT SAVER LAMPS IN VEHICLE SIGNALS.
11. PROVIDE DURO TEST 60 WATT SAVER LAMPS IN PEDESTRIAN SIGNALS.

AS-BUILT

8-21-98

DATE	REVISION	BY
TOWN OF ADDISON DALLAS COUNTY, TEXAS		
DETAIL SHEET TRAFFIC SIGNAL HEADS		
PROJECT No.		
PARSONS TRANSPORTATION GROUP		
<small>2630 W. FREEWAY #132 - FORT WORTH, TEXAS 76102 - (817) 877-5803</small>		
DESIGNED	S.C.B.	DRAWN : C. W.W.
APPROVED	R.W.J.	CHECKED : A.M.
		FILE : DET-66
		SHEET 14 OF 20