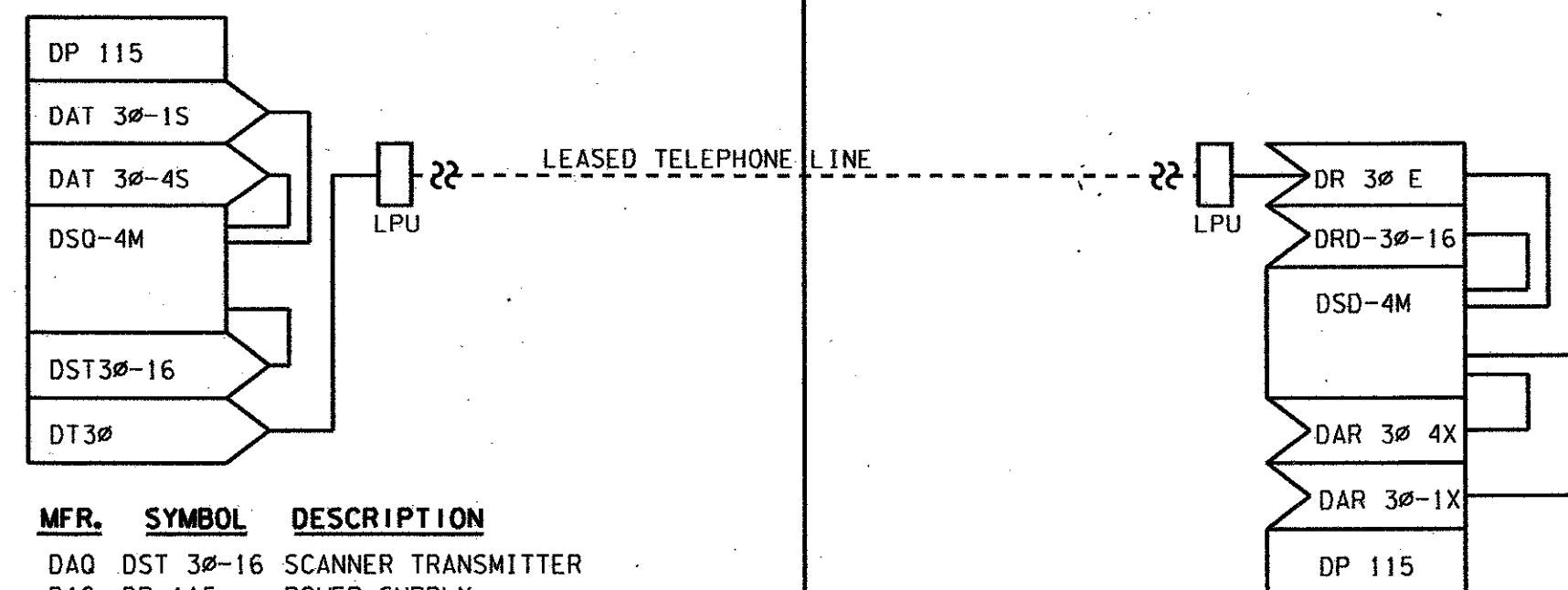


MIDWAY/BELTLINE LIFT STATION
(KELLYWAY CIRCLE)

SERVICE CENTER
(WESTGROVE)

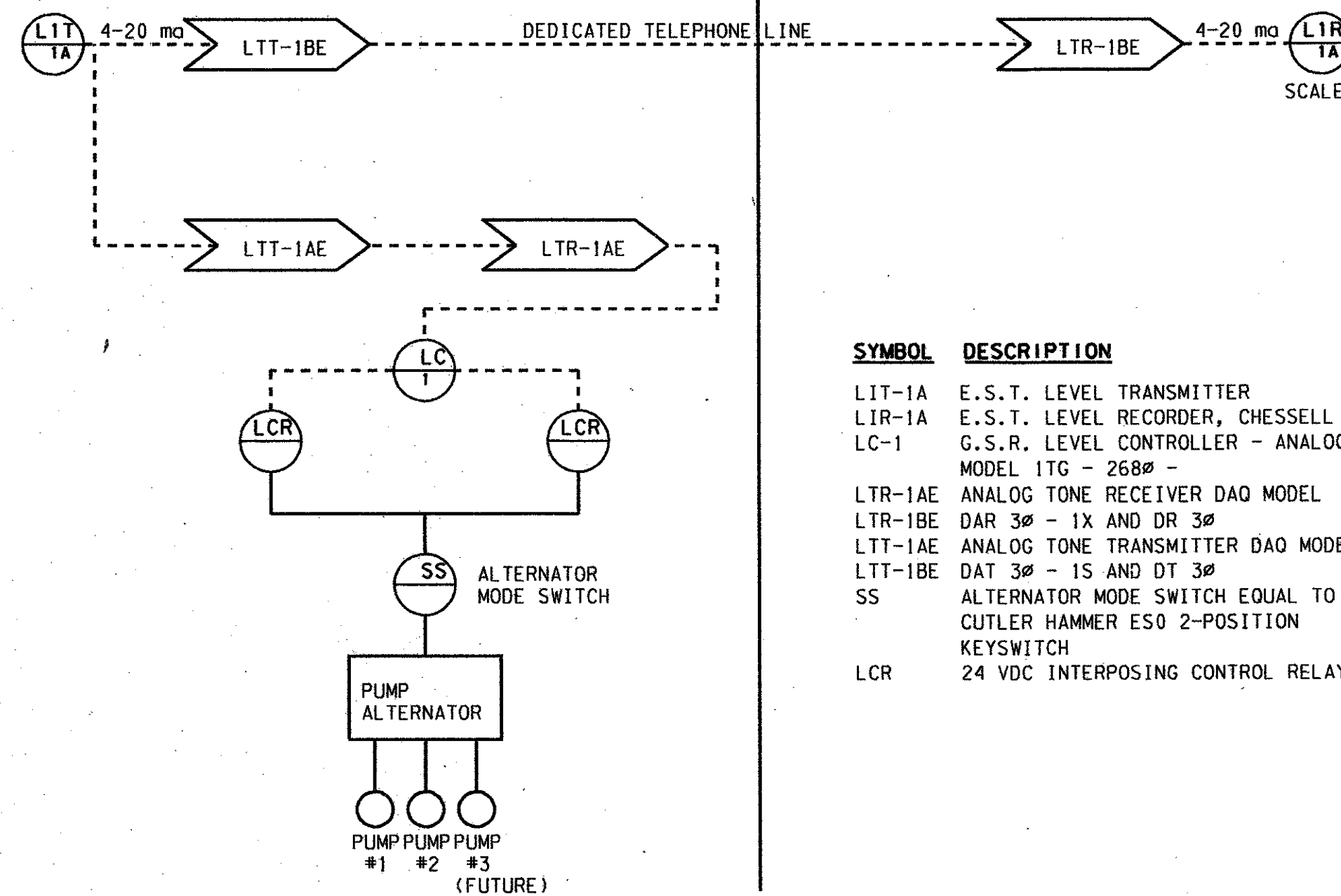


MFR.	SYMBOL	DESCRIPTION
DAO	DST 30-16	SCANNER TRANSMITTER
DAO	DP 115	POWER SUPPLY
DAO	DT 30	FSK TRANSMITTER
DAO	DR 30	FSK RECEIVER
DAO	DAT 30-1S	ANALOG TRANSMITTER
DAO	DAT 30-4S	ANALOG TRANSMITTER
DAO	DAR 30-1X	ANALOG RECEIVER
DAO	DAR 30-4X	ANALOG RECEIVER
DAO	DSD-4M	SEQUENCER MODULE
DAO	DSO-4M	SEQUENCER MODULE
DAO	LPU	LINE ISOLATION/LINE SURGE PROTECTION UNIT
DAO	DX11	MOUNTING RACK

1 TELEMETRY DISTRIBUTION DIAGRAM
SCALE: NO SCALE

MIDWAY/BELTLINE LIFT STATION
(KELLYWAY CIRCLE)

SERVICE CENTER
(WESTGROVE)



SYMBOL	DESCRIPTION
LIT-1A	E.S.T. LEVEL TRANSMITTER
LTR-1A	E.S.T. LEVEL RECORDER, CHESELL MODEL 390
LC-1	G.S.S.R. LEVEL CONTROLLER - ANALOGIC MODEL 1TG - 2680 -
LTR-1AE	ANALOG TONE RECEIVER DAO MODEL
LTR-1BE	DAR 30 - 1X AND DR 30
LTT-1AE	ANALOG TONE TRANSMITTER DAO MODEL
LTT-1BE	DAT 30 - 1S AND DT 30
SS	ALTERNATOR MODE SWITCH EQUAL TO CUTLER HAMMER ESO 2-POSITION KEYSWITCH
LCR	24 VDC INTERPOSING CONTROL RELAY

2 LEVEL LOOP SCHEMATIC
SCALE: NO SCALE

LIGHTING FIXTURE SCHEDULE

TYPE	MANUFACTURER/DESCRIPTION	VOLTAGE	LAMPS		MOUNTING	REMARKS
			NO.	TYPE		
A	HUBBELL EWL 042R-TP DR-E METALUX VT240DR-LE3-WL-WR LITHONIA DMW-240ART-PES TAMPERPROOF, WATERPROOF FLUORESCENT, GASKETED	277	2	F40/CW	SURFACE WALL OR CLG.	EMERG. BATTERY PACK ON FIXTURES AS INDICATED
B	HOLOPHANE WL3K-250HP-27-HP HPS WALL PACK, DIE CAST ALUMINUM HOUSING	277	1	250W HHP'S MOG, CLEAR	SURFACE WALL	
C	LITHONIA TWL-50S-277-SF HPS WALL MTD, BRACKET, DIE CAST HOUSING	277	1	50W 568 CLEAR	SURFACE WALL	
D	LITHONIA KAD 400S R3 277 SP04 SF PE7 HPS CUT-OFF LUMINAIRE, PHOTO CONTROL, FUSED	277	1	400W HPS CLEAR	30' SO STEEL POLE	
E	HOLOPHANE WL3K-250HP-27-HP WET LOCATION COMPACT FLUORESCENT	277	1	13W COMPACT FLUORESCENT	RECESSED	

ELECTRICAL LOAD ANALYSIS

LOAD DESCRIPTION	CONNECTED LOAD (KVA)	DEMAND MULTI.	DESIGN LOAD (KVA)	REMARKS
LIGHTING	4.8	1.25	6.0	
RECEPTACLES	1.4	1.0	1.4	
HEATING	31.0	1.25	38.75	
COOLING	-	-	-	
MOTORS	136.6	1.0	136.6	INCLUDES FUTURE PUMP P-3
LARGEST MOTOR	60	1.25	75	
GENERAL LOADS	3.1	1.0	3.1	
TOTAL LOAD	236.9		260.9	
TOTAL AMPS	285.0		313.9	

PUMP CONTROLLER "MCCA" *

CT.	LOAD DESCRIPTION	HP	AMP	BKR	SIZE	POLES	CONDUIT/WIRE
1	PUMP P-1	60	77	225	175	3	3*2, #6 GND, 11/4" C.
2	PUMP P-2	60	77	225	175	3	3*2, #6 GND, 11/4" C.
3	PUMP P-3 (FUTURE)	60	77	225	175	3	3*2, #6 GND, 11/4" C.

- REMARKS
- STARTERS ARE FULL VOLTAGE NON-REVERSING UNLESS OTHERWISE NOTED WITH PILOT LIGHTS, HOA SWITCH, AND LABELS. PROVIDE CONTROL POWER TRANSFORMER, PUMPS CONTROLLED BY LEVEL TRANSMITTERS/FLOATS.
 - REFER TO MECHANICAL EQUIPMENT FEEDER SCHEDULE FOR BREAKER SIZES NOT LISTED.
 - CONFIRM PUMP SIZES AND OVERCURRENT PROTECTION, FEEDER, AND STARTER SIZES WITH PUMP SUPPLIER PRIOR TO INSTALLATION.
- * FURNISHED AS A PACKAGE WITH PUMPS BY PUMP SUPPLIER.

SWITCHBOARD "MSB" SCHEDULE

CT.	LOAD DESCRIPTION	SWITCH	FUSE	POLES	CONDUIT/WIRE
1	PUMP CONTROLLER "MCCA"	400	250	3	2 1/2" C/3-250 KCM, 1#4 GND.
2	PNL "HA"	100	100	3	1 1/2" C/4-*2, 1#6 GND
3	F-1 EXHAUST FAN (7.5 HP)	100	20	3	3/4" C/3*12, 1#12 GND
4	SPACE ONLY	100	20	-	-
5	SPACE ONLY	100	20	-	-
6	SPACE ONLY	100	20	-	-

PANEL "HA" SCHEDULE

NO	DESCRIPTION	BKR/P	A	B	C	BKR/P	DESCRIPTION	NO
1	LIGHTS - GROUND LEVEL	20/1	1000	499		15/3	HOIST (1 HP)	2
3	LIGHTS - LOWER LEVEL	20/1		1300	499	15/3		4
5	LIGHTS - EXTERIOR	30/1			2015	15/3		6
7	TRANS. 'TA' 30 KVA	50/3	10000	1191		20/3	AGITATOR	8
9				10000	1191			10
11					10000			12
13	SPARE	20/1		5000		30/3	UNIT HEATER	14
15	SPARE	20/1			5000			16
17	SPARE	20/1			5000			18
19	SPARE	20/1				20/1	SPARE	20
21	SPARE	20/1				20/1	SPARE	22
23	SPARE	20/1				20/1	SPARE	24
25	SPACE ONLY	1P				1P	SPACE ONLY	26
27	SPACE ONLY	1P				1P	SPACE ONLY	28
29	SPACE ONLY	1P				1P	SPACE ONLY	30
31								32
33								34
35								36
37								38
39								40
41								42
DEMAND AMPS: 74.4		TOTALS		17,690	20,690	18,705	CONNECTED KVA: 57.1	DEMAND KVA: 61.8

PANEL "LA" SCHEDULE


NO	DESCRIPTION	BKR/P	A	B	C	BKR/P	DESCRIPTION	NO
1	GENERAL RECEPTACLES	20/1	720	500		20/1	SECURITY ALARM CONTROL PNL	2
3	GENERAL RECEPTACLES	20/1		720	500	20/1	PUMP CONTROLLER CONTROL PWR	4
5	FAN F2 (1/6 HP)	15/1			528	15/1	FAN F3 (1/6 HP)	6
7	MOTORIZED LOUVERS	20/1	600	500		20/1	IRRIGATION CONTROLLER	8
9	TELEMETRY PANEL	20/1			1000	20/1	TELEPHONE BOARD	10
11	DOOR OPERATOR (1/2 HP)	20/1			1176	20/1	SUMP PUMP "SP-P (1/2 HP)	12
13	SUMP PUMP "SP-2" (1/2 HP)	20/1	1176	7250		30/2	EWI-1(4.5 KW)	14
15	SPARE	20/1		2250				16
17	EF-4 (500 W)	20/1			500	20/1	SPARE	18
19	SPACE ONLY	1P				1P	SPACE ONLY	20
21	SPACE ONLY	1P				1P	SPACE ONLY	22
23	SPACE ONLY	1P				1P	SPACE ONLY	24
25								26
27								28
29								30
31								32
33								34
35								36
37								38
39								40
41								42
DEMAND AMPS: 44.0		TOTALS		5,746	5,070	3,908	CONNECTED KVA: 14.7	DEMAND KVA: 15.8

NO.	DATE	REVISION	APPROV.
4			
3			
2			
1			

TOWN OF ADDISON, TEXAS
MIDWAY/BELTLINE SANITARY SEWER
PHASE II
LIFT STATION
ELECTRICAL SCHEDULES

Carter Burgess

Consultants in Engineering, Architecture,
Planning and the Environment
CARTER & BURGESS, INC.
7950 EMBROOK DRIVE, SUITE 250
DALLAS, TX 75247-4961



Unit	Scale	Date	04-05-96
Designed	R. Pinner	Checked	R. Pinner
Drawn	J. Webb	Approved	J. Lindner
Job No.	93327601D	Sheet	59 of 63